


**Your partner for
OEM quality springs.
Made in Germany**



Spring catalogue

2012



24 hour delivery
service via wholesalers

5,000 different types
of spring available

Made in Germany
for 125 years

Foreword

Kraemer & Freund – Your partner for OEM quality springs. Made in Germany.

Kraemer & Freund has been a specialist in the field of high-quality vehicle springs in OEM quality for more than 125 years. We sell leaf springs, coil springs, control arms, brackets and spring accessories for classic cars and also for the latest vehicle generations. With more than 5,000 different springs for cars and commercial vehicles, we provide our customers with a comprehensive range of products.

As part of the BILSTEIN group and therefore the ThyssenKrupp group of companies, we know what it means to have the technological advantage in the automotive industry. We combine the latest knowledge of spring elements with reliable quality to create powerful products for our customers.



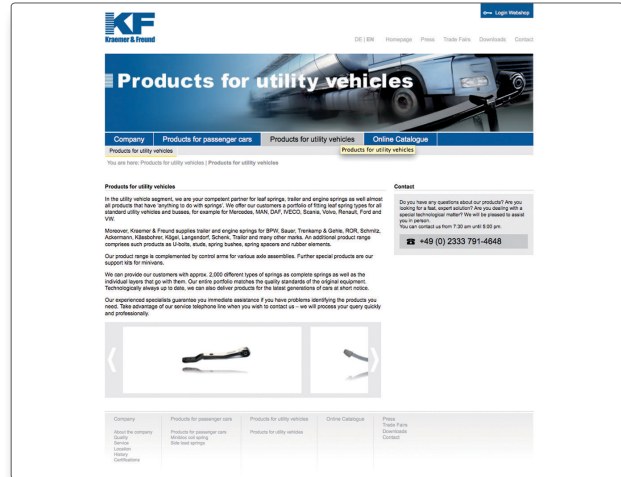

Content

Kraemer & Freund	Page		Page
Internet/online catalogue	M 4	Our product range	M 7
Our history	M 5	Our spring finder	M 8
Our innovations	M 6	Our contact	M 9

Catalogue list

	Page		Page
Alfa-Romeo	01	Mitsubishi	98
Audi	03	Nissan	103
BMW	21	Opel	110
Chevrolet	31	Peugeot	134
Citroën	32	Porsche	140
Dacia	38	Proton	140
Daewoo	39	Renault	141
Daihatsu	40	Rover	147
Fiat	40	Saab	148
Ford	49	Seat	149
Holden	63	Skoda	152
Honda	64	Subaru	155
Isuzu	69	Suzuki	155
Lancia	69	Tofas	157
Mahindra Renault	69	Toyota	157
Mazda	70	Vauxhall	161
Mercedes-Benz	75	Volvo	174
Mini	98	Volkswagen	178

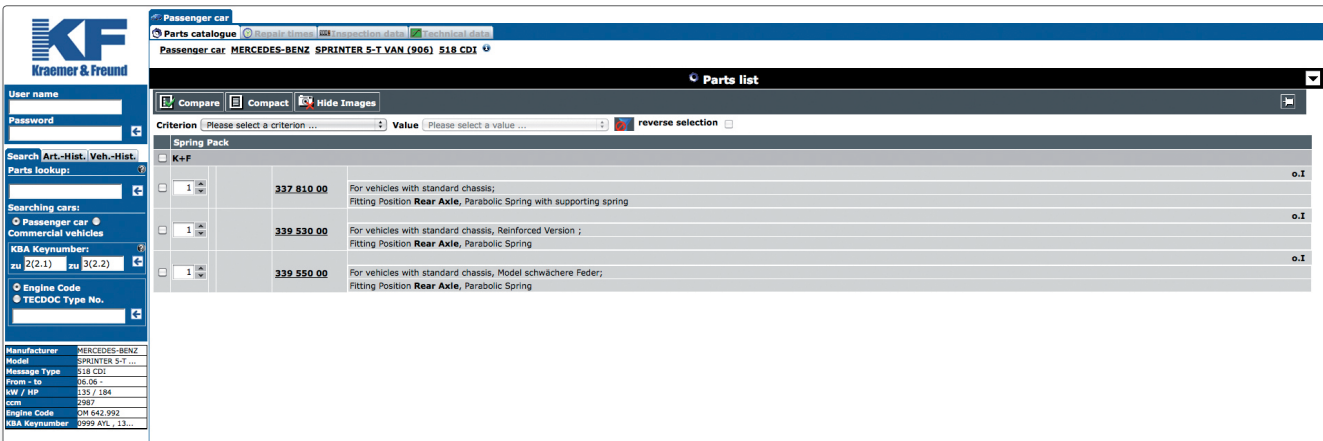
Always there for you. Also online.



Visit us on the Internet.

You will find further information about our products and our company at our Web site at www.kraemer-und-freund.de.

You can contact us directly via the e-mail form.




Debut: Spring specialist Kraemer & Freund with online catalogue



Find us on Facebook
KRAEMER & FREUND

Springs have a long tradition within our company.



Since our company was established 125 years ago, it has evolved into a specialist for high-quality vehicle springs with OEM quality.

Hagen-based Kraemer & Freund started to manufacture coach springs in 1887. In 1911 the first leaf springs were manufactured for the automotive industry, and the company has been selling coil springs as an extension of the product range since 1973. Our spring expertise and professional quality management, ensures that our customers are only provided with products that reflect maximum safety and which are of high quality standards.

The Kraemer & Freund portfolio combines the latest knowledge of spring elements with reliable product quality. The DIN EN ISO 9001 certificate is our commitment in the use of professional procedures that ensure our products remain of a consistent high quality. We provide innovative springs with OEM quality. We are proud that our customers can rely upon our products.

**Made in Germany
for 125 years**

Different innovations



Highlights of our portfolio include Miniblock coil and Side loaded springs. Miniblock coil springs are ideal for use on uneven surfaces. Side loaded springs compensate for lateral forces. Both are installed in an increasing number of vehicles as standard. All springs are surface-sealed and coated for a long service life. Uncompromising OEM quality “Made in Germany”.

Made in Germany
for 125 years


The advantages of Kraemer & Freund side load springs at a glance:

- Compensation for lateral force occurring at the McPherson spring strut on the front axle
- Targeted relief of piston rod at shock absorber
- Because of its curved shape, the “banana spring” has both normal longitudinal force and also a lateral force component

The advantages of Kraemer & Freund miniblock coil springs at a glance:

- Barrel-like shape and best possible manufacturing tolerances for contact-free immersion of the spring coils into one another
- Use of premium taper wire for optimum springing characteristics
- Optimum, noise-free suspension on uneven surfaces and with heavy loads

The right springs for any vehicle



The Kraemer & Freund product range consists of more than 3,000 differing types of Motor vehicle springs. Our products are consistently evolving to reflect the latest generation of cars.

Kraemer & Freund markets innovative replacement springs for Motor vehicle models from any year – from the Classic car to the most modern Motor vehicle. We pride ourselves in our evolving technology capabilities.

**24 hour
delivery service
via wholesalers**




We at Kraemer & Freund believe our products are outstanding because:

- Innovative technical designs such as pigtail ends, miniblock forms and side load design
- Premium chrome vanadium or chrome silicone steels for extremely high rupture resistance
- Hot-set after the forming process to prevent heat losses
- Meticulous surface densification and coating for a long service life
- Uncompromising OEM quality
- Innovative technology “Made in Germany”

Kraemer & Freund are a dynamic company with an evolving range of products. In our service area we endeavour to utilise optimum processes and to offer individual customer oriented solutions. Our Management and experience of the supply chain processes, ensures that all Kraemer & Freund products are delivered quickly.

We also have the right products for commercial vehicles. If this is what you require, please contact us directly or request the relevant catalogue.

Kraemer & Freund spring finder

			
BMW			
BMW 3 Convertible (E46)			
318 Ci, 320 Cd, 320 Ci, 323 Ci, 325 Ci 09/00 - 105 -141 kW	101 544 00	101 535 00	with standard chassis
318 Ci, 320 Cd, 320 Ci, 323 Ci, 325 Ci 09/00 105 -141 kW	101 542 00		with standard chassis; Heavy Duty Version .
330 Cd, 330 Ci 06/00 - 150 -170 kW	101 542 00	101 535 00	with standard chassis
330 Cd, 330 Ci 06/00 - 150 -170 kW	101 545 00		with standard chassis; Heavy Duty Version .

Year of manufacture
Vehicle manufacturer
Vehicle type and model

Engine

Order number

Front axle

Rear axle
Notes

Preliminary remarks

Year of manufacture:

If no entry is present, the spring must be used for the entire life span of the model.

Engine types:

Unless an explicit distinction is made, the spring must be used for all engine types.

Special suspensions:

For sports suspensions, level control, taxis etc. the springs must only be used if they have been explicitly mentioned. Reinforced springs are recommended if the vehicle is equipped with additional equipment that affects the weight of the vehicle. Without these, the ride height of the vehicle may be higher if reinforced springs are used.




Important!




Always replace car springs in pairs, since no guarantee can otherwise be given for the ride height of the vehicle!




If a sports suspension is changed back to the series suspension, no guarantee can be given for the fit of the suspension!

Models that are not mentioned in the catalogue can be supplied on request!

Kraemer & Freund recommends using the HD version of the coil springs due to the road conditions in the eastern markets.

			
ALFA ROMEO			
ALFA ROMEO 33 (905)			
1.2, 1.3, 1.3 i.e., 1.5, 1.5 QV, 1.7, 1.7 i.e., 1.7 QV, 1.8 TD 05/83 - 06/90 50 -95 kW	871 402 00		with standard chassis
ALFA ROMEO 145 (930)			
1.4 i.e., 1.6 i.e., 1.8 i.e. 16V 07/94 - 01/01 66 -106 kW	871 663 00	871 416 00	with standard chassis
1.4 i.e. 16V T.S., 1.8 i.e. 16V T.S. 12/96 - 01/01 76 -103 kW	871 689 00	871 190 00	with standard chassis
1.6 i.e. 16V T.S. 12/96 - 01/01 88 kW	871 700 00	871 190 00	with standard chassis; without AC
2.0 16V T.S. 10/95 - 01/01 110 kW		871 190 00	with standard chassis
1.9 D, 1.9 TD 07/94 - 02/99 66 -68 kW	871 662 00	871 416 00	with standard chassis; without AC
ALFA ROMEO 146 (930)			
1.4 i.e., 1.6 i.e. 12/94 - 12/96 66 -76 kW	871 663 00	871 416 00	with standard chassis
1.4 i.e. 16V T.S., 1.8 i.e. 16V T.S. 11/96 - 01/01 76 -106 kW	871 689 00	871 190 00	with standard chassis
1.6 i.e. 16V T.S. 11/96 - 01/01 88 kW	871 700 00	871 190 00	with standard chassis
1.7 i.e. 16V, 1.9 D, 1.9 TD 12/94 - 02/99 66 -95 kW		871 416 00	with standard chassis
2.0 16V T.S. 10/95 - 01/01 110 kW		871 190 00	with standard chassis
1.9 JTD 02/99 - 01/01 77 kW	871 662 00	871 190 00	with standard chassis; with AC
ALFA ROMEO 147 (937)			
1.6 16V T.SPARK, 1.6 16V T.SPARK ECO 01/01 - 77 -88 kW	871 708 00	871 274 00	with standard chassis
2.0 16V T.SPARK 01/01 - 09/05 110 kW	871 682 00	871 274 00	with standard chassis
3.2 GTA 02/03 - 184 kW	871 683 00		with standard chassis
1.9 JTD, 1.9 JTD 16V, 1.9 JTDM 16V 11/02 - 74 -103 kW	871 681 00	871 274 00	with standard chassis
ALFA ROMEO 155 (167)			
1.6 16V T.S., 1.7 T.S., 1.7 T.S. 16V, 1.8 T.S., 1.8 T.S. Sport, 1.9 TD, 2.0 T.S., 2.0 T.S. 16V, 2.5 TD 04/93 - 12/97 66 -110 kW	871 421 00	871 416 00	with standard chassis
2.0 16V Turbo Q4 01/92 - 12/97 137 -140 kW	871 422 00		with standard chassis
2.5 V6 02/92 - 12/97 120 -121 kW	871 422 00	871 416 00	with standard chassis; without AC
ALFA ROMEO 156 (932)			
1.6 16V T.SPARK, 1.8 16V T.SPARK 09/97 - CH-Nr. 88 -106 kW	871 665 00	871 274 00	-> CH.Nr.: 491629; with standard chassis




			
ALFA ROMEO			
ALFA ROMEO 156 (932)			
2.0 16V T.SPARK 09/97 - 10/00 114 kW	871 665 00	871 274 00	with standard chassis
2.0 16V T.SPARK 09/97 - 10/00 114 kW	871 666 00	871 274 00	with standard chassis; with AC
3.2 GTA 03/02 - 09/05 184 kW	871 688 00		with standard chassis
1.9 JTD, 2.0 16V T.SPARK, 2.0 JTS 09/97 - 09/05 77 -122 kW	871 666 00	871 274 00	with standard chassis
1.9 JTD 09/97 - 05/01 77 -81 kW	871 687 00	871 274 00	with standard chassis; with AC
1.9 D, 1.9 JTD, 1.9 JTD 16V, 2.4 JTD, 2.5 V6 24V 10/00 - 09/05 85 -141 kW	871 687 00	871 274 00	with standard chassis
2.4 JTD, 2.5 V6 24V 09/97 - 12/01 100 -140 kW	871 688 00	871 274 00	with standard chassis; with AC
2.4 JTD 03/02 - 09/05 110 kW	871 667 00	871 274 00	with standard chassis
ALFA ROMEO 159			
1.8 MPI 03/07 - 103 kW		871 297 00	with standard chassis
2.4 JTDM 09/05 - 147 -154 kW	871 706 00	871 297 00	with standard chassis; manual transmission
2.4 JTDM 09/05 - 147 -154 kW	871 707 00	871 297 00	with standard chassis; automatic transmission
ALFA ROMEO 164 (164)			
2.0 Twin Spark 06/87 - 10/92 106 -109 kW	871 408 00		with standard chassis; Heavy Duty Version .
2.0 T.S., 2.0 Twin Spark 06/87 - 10/92 105 -109 kW		871 414 00	with standard chassis
3.0, 3.0 24V, 3.0 24V Q4, 3.0 24V QV, 3.0 i.e. QV, 3.0 V6 06/87 - 09/98 132 -171 kW	871 408 00	871 415 00	with standard chassis
2.5 TD 06/87 - 09/98 84 -92 kW		871 414 00	with standard chassis
ALFA ROMEO ARNA (920)			
1.2 03/83 - 12/86 44 -50 kW	871 402 00		with standard chassis
ALFA ROMEO GT			
1.8 TS 11/03 - 103 kW	871 708 00	871 274 00	with standard chassis
2.0 JTS 11/03 - 119 -121 kW	871 708 00		with standard chassis
ALFA ROMEO GTV (916C_)			
2.0 V6 Turbo 06/95 - 148 kW		871 278 00	with standard chassis
ALFA ROMEO SPIDER (916S_)			
1.8 16V, 2.0 T.SPARK 16V 01/99 - 03/03 106 -110 kW	871 669 00	871 277 00	with standard chassis

				
ALFA ROMEO				
ALFA ROMEO SPIDER (916S_)				
2.0 T.SPARK 16V 06/95 - 06/97	110 kW		871 278 00	with standard chassis
2.0 T.SPARK 16V 07/97 - 12/98	110 kW	871 669 00	871 278 00	with standard chassis
2.0 JTS, 2.0 T.SPARK 16V 05/98 - 04/05	114 -121 kW	871 669 00	871 277 00	with standard chassis
2.0 V6 Turbo, 3.0 V6 01/98 - 04/05	141 -160 kW		871 277 00	with standard chassis
3.0 V6 06/95 - 12/97	141 kW		871 278 00	with standard chassis
3.0 V6 24V, 3.2 V6 24V 01/99 - 04/05	162 -176 kW	871 704 00	871 292 00	with standard chassis




AUDI				
AUDI A2 (8Z0)				
1.4 02/00 - 08/05	55 kW	950 123 00	950 115 00	with standard chassis; with AC
1.4 02/00 - 08/05	55 kW	950 124 00	950 116 00	with standard chassis; Heavy Duty Version .
1.2 TDI 03/01 - 08/05	45 kW	950 122 00	950 114 00	with standard chassis
1.2 TDI 03/01 - 08/05	45 kW	950 123 00	950 115 00	with standard chassis; Heavy Duty Version .
1.4 TDI, 1.6 FSI 02/00 - 08/05	55 -81 kW	950 124 00	950 116 00	with standard chassis

AUDI A3 (8L1)				
1.6 09/96 -	74 -75 kW	950 688 00	950 633 00	with standard chassis
1.8, 1.8 T, 1.9 TDI 09/96 -	66 -132 kW	950 663 00	950 633 00	with standard chassis

AUDI A3 (8P1)				
1.4 TFSI 09/07 -	92 kW	950 143 00	950 119 00	with standard chassis
1.6, 1.6 FSI 05/03 -	75 -85 kW	950 125 00	950 117 00	with standard chassis
1.6, 1.6 FSI 05/03 -	75 -85 kW	950 127 00	950 119 00	with standard chassis; Heavy Duty Version .
1.8 TFSI 11/06 -	118 kW	950 186 00		with sports suspension
2.0 TFSI quattro 09/04 -	147 kW	950 128 00	950 119 00	with standard chassis; Heavy Duty Version .
1.6 TDI 05/09 -	66 -77 kW	950 127 00	950 117 00	with standard chassis
1.6 TDI 05/09 -	66 -77 kW	950 126 00	950 119 00	with standard chassis; Heavy Duty Version .
1.9 TDI, 2.0 FSI 05/03 -	77 -110 kW	950 127 00	950 117 00	with standard chassis
1.9 TDI, 2.0 FSI 05/03 -	77 -110 kW	950 126 00	950 119 00	with standard chassis; Heavy Duty Version .

			
AUDI			
AUDI A3 (8P1)			
2.0 TDI, 2.0 TFSI quattro 05/03 - 100 -147 kW	950 126 00	950 119 00	with standard chassis
2.0 TDI 05/03 - 100 -125 kW	950 128 00	950 130 00	with standard chassis; Heavy Duty Version .
2.0 TDI quattro, 2.0 TDI quattro 05/03 - 100 -125 kW	950 128 00	950 119 00	with standard chassis
2.0 TDI quattro, 2.0 TDI quattro 05/03 - 100 -125 kW		950 130 00	with standard chassis; Heavy Duty Version .
2.0 TDI 16V 05/03 - 103 kW	950 126 00	950 119 00	with standard chassis
2.0 TDI 16V 05/03 - 103 kW	950 128 00	950 130 00	with standard chassis; Heavy Duty Version .
2.0 TDI 16V quattro 08/04 - 103 kW	950 128 00	950 119 00	with standard chassis
2.0 TDI 16V quattro 08/04 - 103 kW		950 130 00	with standard chassis; Heavy Duty Version .

AUDI A3 Sportback (8PA)			
1.4 TFSI, 1.8 TFSI 11/06 - 92 -118 kW	950 125 00	950 118 00	with standard chassis
1.4 TFSI, 1.8 TFSI 11/06 - 92 -118 kW	950 127 00	950 119 00	with standard chassis; Heavy Duty Version .
1.6, 1.6 FSI 09/04 - 75 -85 kW	950 125 00	950 118 00	with standard chassis
1.6, 1.6 FSI 09/04 - 75 -85 kW	950 127 00	950 119 00	with standard chassis; Heavy Duty Version .
1.8 TFSI quattro, 2.0 TDI 16V 09/04 - 103 -118 kW	950 128 00		with standard chassis; Heavy Duty Version .
1.8 TFSI quattro, 2.0 TDI 16V 09/04 - 103 -118 kW	950 126 00	950 130 00	with standard chassis
2.0 FSI 09/04 - 110 kW	950 127 00	950 118 00	with standard chassis
2.0 TFSI 09/04 - 147 kW	950 127 00	950 130 00	with standard chassis
2.0 TFSI 09/04 - 147 kW	950 126 00		with standard chassis; Heavy Duty Version .
2.0 TFSI quattro 09/04 - 147 kW	950 126 00	950 130 00	with standard chassis
1.6 TDI 05/09 - 66 -77 kW	950 127 00	950 118 00	with standard chassis
1.6 TDI 05/09 - 66 -77 kW	950 126 00	950 119 00	with standard chassis; Heavy Duty Version .
1.9 TDI 09/04 - 77 kW	950 127 00	950 118 00	with standard chassis
1.9 TDI, 2.0 FSI 09/04 - 77 -110 kW	950 126 00	950 119 00	with standard chassis; Heavy Duty Version .
2.0 TDI 09/04 - 100 -125 kW	950 126 00	950 130 00	with standard chassis
2.0 TDI, 2.0 TFSI quattro 09/04 - 100 -147 kW	950 128 00		with standard chassis; Heavy Duty Version .
2.0 TDI quattro, 2.0 TDI 16V quattro, 2.0 TDI quattro 11/05 - 103 -125 kW	950 128 00	950 130 00	with standard chassis

			
--	---	---	---

AUDI
AUDI A3 Sportback (8PA)
AUDI A4 (8D2, B5)




1.6, 1.8, 1.8 T, 1.9 TDI 11/94 - 11/00 55 -132 kW	950 701 00	950 232 00	with standard chassis
1.6, 1.8, 1.8 T, 1.9 TDI, 2.4, 2.5 TDI, 2.6, 2.8 11/94 - 11/00 55 -142 kW	950 703 00	950 699 00	with standard chassis; Heavy Duty Version .
1.8 quattro, 1.8 T quattro, 1.9 TDI quattro 01/95 - 11/00 81 -132 kW	950 701 00	950 233 00	with standard chassis
1.8 quattro, 1.8 T quattro, 1.9 TDI quattro, 2.4 quattro, 2.5 TDI quattro, 2.6 quattro, 2.8 quattro 01/95 - 11/00 81 -142 kW	873 121 00	871 630 00	with standard chassis; Heavy Duty Version .
2.4, 2.5 TDI, 2.6, 2.8 01/95 - 11/00 102 -142 kW	950 702 00	950 232 00	with standard chassis
2.4 quattro, 2.5 TDI quattro, 2.6 quattro, 2.8 quattro 10/96 - 11/00 110 -142 kW	950 702 00	950 233 00	with standard chassis

AUDI A4 Avant (8D5, B5)




1.6, 1.8, 1.8 T, 1.9 TDI 11/94 - 09/01 55 -132 kW	950 703 00	950 699 00	with standard chassis
2.4, 2.5 TDI, 2.6, 2.8 07/95 - 09/01 102 -142 kW	950 702 00	950 699 00	with standard chassis




AUDI A4 (8E2, B6)

1.6 11/00 - 12/04 75 kW	950 225 00	950 234 00	with standard chassis
1.6 11/00 - 12/04 75 kW	950 240 00	950 258 00	with standard chassis; Heavy Duty Version .
1.6 11/00 - 12/04 75 kW	950 307 00	950 310 00	with sports suspension
1.6 11/00 - 12/04 75 kW	950 308 00	950 311 00	with sports suspension; Heavy Duty Version .
1.8 T 11/00 - 12/04 110 -140 kW	950 300 00	950 299 00	with standard chassis
1.8 T 11/00 - 12/04 110 -140 kW	950 305 00	950 297 00	with standard chassis; Heavy Duty Version .
1.8 T 11/00 - 12/04 110 -140 kW	950 309 00	950 312 00	with sports suspension
1.8 T, 1.9 TDI 11/00 - 12/04 74 -140 kW	950 320 00	950 314 00	with sports suspension; Heavy Duty Version .
1.8 T quattro 11/00 - 12/04 110 -140 kW	950 305 00	950 259 00	with standard chassis
1.8 T quattro 11/00 - 12/04 110 -140 kW	950 306 00	950 297 00	with standard chassis; Heavy Duty Version .
1.8 T quattro 11/00 - 12/04 110 -140 kW	950 320 00	950 312 00	with sports suspension
1.8 T quattro, 1.9 TDI, 2.4, 3.0 11/00 - 12/04 96 -162 kW	950 321 00	950 314 00	with sports suspension; Heavy Duty Version .
2.0 11/00 - 12/04 96 kW	950 240 00	950 258 00	with standard chassis
2.0 11/00 - 12/04 96 kW	950 300 00	950 296 00	with standard chassis; Heavy Duty Version .


			
AUDI			
AUDI A4 (8E2, B6)			
2.0 11/00 - 12/04 96 kW	950 308 00	950 311 00	with sports suspension
2.0 11/00 - 12/04 96 kW	950 309 00	950 313 00	with sports suspension; Heavy Duty Version .
2.0 FSI 07/02 - 12/04 110 kW	950 300 00	950 258 00	with standard chassis
2.0 FSI 07/02 - 12/04 110 kW	950 305 00	950 296 00	with standard chassis; Heavy Duty Version .
2.0 FSI 07/02 - 12/04 110 kW	950 309 00	950 311 00	with sports suspension
2.0 FSI 07/02 - 12/04 110 kW	950 320 00	950 313 00	with sports suspension; Heavy Duty Version .
2.4, 3.0 11/00 - 12/04 120 -162 kW	950 305 00	950 296 00	with standard chassis
2.4, 3.0 11/00 - 12/04 120 -162 kW	950 306 00	950 297 00	with standard chassis; Heavy Duty Version .
2.4, 3.0 11/00 - 12/04 120 -162 kW	950 320 00	950 313 00	with sports suspension
3.0 quattro 11/00 - 12/04 160 -162 kW	950 306 00	950 296 00	with standard chassis
3.0 quattro 11/00 - 12/04 160 -162 kW	950 321 00	950 313 00	with sports suspension
1.9 TDI 05/01 - 12/04 74 -85 kW	950 300 00	950 259 00	with standard chassis
1.9 TDI 05/01 - 12/04 74 -85 kW	950 305 00	950 297 00	with standard chassis; Heavy Duty Version .
1.9 TDI 05/01 - 12/04 74 -85 kW	950 309 00	950 312 00	with sports suspension
2.5 D, 2.5 TDI, 2.5 TDI quattro 10/00 - 12/04 114 -132 kW	950 306 00	950 297 00	with standard chassis
2.5 D, 2.5 TDI, 2.5 TDI quattro 10/00 - 12/04 114 -132 kW	950 321 00	950 314 00	with sports suspension
2.5 D, 2.5 TDI, 2.5 TDI quattro 10/00 - 12/04 114 -132 kW	873 148 00	950 314 00	with sports suspension; Heavy Duty Version .
1.9 TDI 11/00 - 12/04 96 kW	950 305 00	950 259 00	with standard chassis
1.9 TDI 11/00 - 12/04 96 kW	950 306 00	950 297 00	with standard chassis; Heavy Duty Version .
1.9 TDI 11/00 - 12/04 96 kW	950 305 00	950 312 00	with sports suspension
1.9 TDI quattro 11/01 - 12/04 96 kW	950 306 00	950 259 00	with standard chassis
1.9 TDI quattro, 3.0 quattro 11/00 - 12/04 96 -162 kW		950 297 00	with standard chassis; Heavy Duty Version .
1.9 TDI quattro 11/01 - 12/04 96 kW	950 321 00	950 312 00	with sports suspension
1.9 TDI quattro, 3.0 quattro 11/00 - 12/04 96 -162 kW	873 148 00	950 314 00	with sports suspension; Heavy Duty Version .
AUDI A4 Avant (8E5, B6)			
1.6 09/01 - 12/04 75 kW	950 225 00	950 296 00	with standard chassis



			
AUDI			
AUDI A4 Avant (8E5, B6)			
1.6 09/01 - 12/04 75 kW	950 225 00	950 297 00	with standard chassis; Heavy Duty Version .
1.6 09/01 - 12/04 75 kW	950 307 00	950 313 00	with sports suspension
1.6 09/01 - 12/04 75 kW	950 308 00	950 314 00	with sports suspension; Heavy Duty Version .
1.8 T, 2.0 FSI 09/01 - 12/04 110 -140 kW	950 300 00	950 297 00	with standard chassis
1.8 T, 2.0 FSI 09/01 - 12/04 110 -140 kW	950 305 00	950 298 00	with standard chassis; Heavy Duty Version .
1.8 T, 1.9 TDI, 2.0 FSI 09/01 - 12/04 74 -140 kW	950 309 00	950 314 00	with sports suspension
1.8 T, 2.0 FSI 09/01 - 12/04 110 -140 kW	950 320 00	950 315 00	with sports suspension; Heavy Duty Version .
1.8 T quattro 09/01 - 12/04 110 -140 kW	950 305 00	950 297 00	with standard chassis
1.8 T quattro, 1.9 TDI 09/01 - 12/04 96 -140 kW	950 306 00	950 298 00	with standard chassis; Heavy Duty Version .
1.8 T quattro 09/01 - 12/04 110 -140 kW	950 320 00	950 314 00	with sports suspension
1.8 T quattro 09/01 - 12/04 110 -140 kW	950 321 00	950 316 00	with sports suspension; Heavy Duty Version .
2.0 09/01 - 12/04 96 kW	950 240 00	950 296 00	with standard chassis
2.0 09/01 - 12/04 96 kW	950 240 00	950 297 00	with standard chassis; Heavy Duty Version .
2.0 09/01 - 12/04 96 kW	950 308 00	950 313 00	with sports suspension
2.0 09/01 - 12/04 96 kW	950 309 00	950 314 00	with sports suspension; Heavy Duty Version .
2.4, 3.0 04/01 - 12/04 120 -162 kW	950 305 00	950 298 00	with standard chassis
2.4, 3.0 04/01 - 12/04 120 -162 kW	950 306 00	950 299 00	with standard chassis; Heavy Duty Version .
2.4, 3.0 04/01 - 12/04 120 -162 kW	950 320 00	950 315 00	with sports suspension
2.4, 3.0 04/01 - 12/04 120 -162 kW	950 321 00	950 316 00	with sports suspension; Heavy Duty Version .
3.0 quattro 04/01 - 12/04 160 -162 kW	950 306 00	950 298 00	with standard chassis
3.0 quattro 04/01 - 12/04 160 -162 kW		950 299 00	with standard chassis; Heavy Duty Version .
3.0 quattro 04/01 - 12/04 160 -162 kW	950 321 00	950 315 00	with sports suspension
1.9 TDI 11/01 - 12/04 74 -85 kW	950 300 00	950 297 00	with standard chassis
1.9 TDI 11/01 - 12/04 74 -85 kW	950 305 00	950 298 00	with standard chassis; Heavy Duty Version .
1.9 TDI 11/01 - 12/04 74 -85 kW	950 320 00	950 315 00	with sports suspension; Heavy Duty Version .
2.5 TDi, 2.5 TDI quattro 10/00 - 12/04 114 -132 kW	950 306 00	950 299 00	with standard chassis




			
AUDI			
AUDI A4 Avant (8E5, B6)			
2.5 TDi 10/00 - 12/04 114 -132 kW	950 321 00	950 316 00	with sports suspension
2.5 TDi, 2.5 TDi quattro 10/00 - 12/04 114 -132 kW		950 317 00	with sports suspension; Heavy Duty Version .
1.9 TDI 09/01 - 12/04 96 kW	950 305 00	950 297 00	with standard chassis
1.9 TDI 09/01 - 12/04 96 kW	950 305 00	950 314 00	with sports suspension
1.9 TDI 09/01 - 12/04 96 kW	950 321 00	950 315 00	with sports suspension; Heavy Duty Version .
1.9 TDI quattro 11/01 - 12/04 96 kW	950 306 00	950 297 00	with standard chassis
1.9 TDI quattro 11/01 - 12/04 96 kW		950 298 00	with standard chassis; Heavy Duty Version .
1.9 TDI quattro 11/01 - 12/04 96 kW	950 321 00	950 314 00	with sports suspension
1.9 TDI quattro, 3.0 quattro 09/01 - 12/04 96 -162 kW		950 316 00	with sports suspension; Heavy Duty Version .
2.5 TDI quattro 09/01 - 12/04 132 kW	950 321 00	950 316 00	with sports suspension
AUDI A4 Convertible (8H7, 8HE)			
1.8 T, 2.0 07/02 - 03/09 96 -120 kW	950 309 00	950 317 00	with standard chassis
1.8 T, 2.0 07/02 - 03/09 96 -120 kW	950 320 00	950 317 00	with standard chassis; Heavy Duty Version .
1.8 T quattro, 3.0 04/02 - 03/09 120 -162 kW	950 320 00	950 317 00	with standard chassis
1.8 T quattro, 3.0 04/02 - 03/09 120 -162 kW	950 321 00	950 317 00	with standard chassis; Heavy Duty Version .
2.4, 2.5 TDI 04/02 - 12/05 120 -125 kW	950 320 00	950 317 00	with standard chassis
2.4, 2.5 TDI 04/02 - 12/05 120 -125 kW	950 321 00		with standard chassis; Heavy Duty Version .
3.0 quattro 05/03 - 12/05 162 kW	950 321 00	950 317 00	with standard chassis
2.0 TDI, 2.0 TFSI 01/06 - 03/09 100 -147 kW	950 309 00	950 316 00	with standard chassis
2.0 TDI, 2.0 TFSI 01/06 - 03/09 100 -147 kW	950 320 00	950 317 00	with standard chassis; Heavy Duty Version .
2.7 TDI 06/06 - 03/09 132 kW	950 320 00	950 317 00	with standard chassis
2.7 TDI 06/06 - 03/09 132 kW	950 321 00		with standard chassis; Heavy Duty Version .
AUDI A4 (8EC)			
1.6 11/04 - 06/08 75 kW	950 225 00	950 296 00	with standard chassis
1.6 11/04 - 06/08 75 kW	950 305 00	950 297 00	with standard chassis; Heavy Duty Version .
1.6 11/04 - 06/08 75 kW	950 307 00	950 313 00	with sports suspension




			
AUDI			
AUDI A4 (8EC)			
1.6 11/04 - 06/08 75 kW	950 308 00	950 314 00	with sports suspension; Heavy Duty Version .
1.8 T 11/04 - 06/08 120 kW	950 305 00	950 296 00	with standard chassis; manual transmission
1.8 T 11/04 - 06/08 120 kW	950 306 00	950 297 00	with standard chassis; Heavy Duty Version .; manual transmission
1.8 T 11/04 - 06/08 120 kW	950 306 00	950 296 00	with standard chassis; automatic transmission
1.8 T 11/04 - 06/08 120 kW	873 141 00	950 297 00	with standard chassis; Heavy Duty Version .; automatic transmission
1.8 T, 2.0 FSi, 2.0 TFSI 11/04 - 06/08 120 -162 kW	950 308 00	950 313 00	with sports suspension; manual transmission
1.8 T, 2.0 FSi, 2.0 TFSI 11/04 - 06/08 120 -162 kW	950 309 00	950 314 00	with sports suspension; Heavy Duty Version .; manual transmission
1.8 T, 2.0 FSi, 2.0 TFSI 11/04 - 06/08 120 -162 kW	950 309 00	950 313 00	with sports suspension; automatic transmission
1.8 T, 2.0 FSi, 2.0 TFSI 11/04 - 06/08 120 -162 kW	950 320 00	950 314 00	with sports suspension; Heavy Duty Version .; automatic transmission
1.8 T quattro, 2.0 TDI quattro, 2.0 TFSI quattro 11/04 - 06/08 103 -162 kW	950 305 00	950 298 00	with standard chassis; manual transmission
1.8 T quattro, 2.0 TDI quattro, 2.0 TFSI quattro 11/04 - 06/08 103 -162 kW	873 141 00	950 299 00	with standard chassis; Heavy Duty Version .; manual transmission
1.8 T quattro, 2.0 TDI quattro, 2.0 TFSI quattro 11/04 - 06/08 103 -162 kW	873 141 00	950 298 00	with standard chassis; automatic transmission
1.8 T quattro, 2.0 TDI quattro, 2.0 TFSI quattro 11/04 - 06/08 103 -162 kW		950 299 00	with standard chassis; Heavy Duty Version .; automatic transmission
1.8 T quattro, 2.0 TFSI quattro 11/04 - 06/08 120 -162 kW	950 309 00	950 313 00	with sports suspension; manual transmission
1.8 T quattro, 2.0 TFSI quattro 11/04 - 06/08 120 -162 kW	950 320 00	950 314 00	with sports suspension; Heavy Duty Version .; manual transmission
1.8 T quattro, 2.0 TFSI quattro 11/04 - 06/08 120 -162 kW	950 320 00	950 313 00	with sports suspension; automatic transmission
1.8 T quattro, 2.0 TFSI quattro 11/04 - 06/08 120 -162 kW	950 321 00	950 314 00	with sports suspension; Heavy Duty Version .; automatic transmission
2.0 11/04 - 06/08 96 kW	950 225 00	950 296 00	with standard chassis; manual transmission
2.0 11/04 - 06/08 96 kW	950 305 00	950 297 00	with standard chassis; Heavy Duty Version .; manual transmission
2.0 11/04 - 06/08 96 kW	950 305 00	950 296 00	with standard chassis; automatic transmission
2.0 11/04 - 06/08 96 kW	950 306 00	950 297 00	with standard chassis; Heavy Duty Version .; automatic transmission
2.0 11/04 - 06/08 96 kW	950 307 00	950 313 00	with sports suspension; manual transmission
2.0 11/04 - 06/08 96 kW	950 308 00	950 314 00	with sports suspension; Heavy Duty Version .; manual transmission
2.0 11/04 - 06/08 96 kW	950 308 00	950 313 00	with sports suspension; automatic transmission
2.0 11/04 - 06/08 96 kW	950 309 00	950 314 00	with sports suspension; Heavy Duty Version .; automatic transmission

			
AUDI			
AUDI A4 (8EC)			
2.0 FSi, 2.0 TDI, 2.0 TDI 16V, 2.0 TFSI 06/05 - 06/08 89 -162 kW	950 306 00	950 296 00	with standard chassis; manual transmission
2.0 FSi, 2.0 TDI, 2.0 TFSI 06/05 - 06/08 89 -162 kW	873 141 00	950 297 00	with standard chassis; Heavy Duty Version .; manual transmission
2.0 FSi, 2.0 TDI, 2.0 TDI 16V, 2.0 TFSI 06/05 - 06/08 89 -162 kW	873 141 00	950 296 00	with standard chassis; automatic transmission
2.0 FSi, 2.0 TDI, 2.0 TDI 16V, 2.0 TFSI 06/05 - 06/08 89 -162 kW		950 297 00	with standard chassis; Heavy Duty Version .; automatic transmission
1.9 TDI 11/04 - 06/08 85 kW	950 305 00	950 296 00	with standard chassis
1.9 TDI 11/04 - 06/08 85 kW	950 306 00	950 297 00	with standard chassis; Heavy Duty Version .
1.9 TDI 11/04 - 06/08 85 kW	950 320 00	950 313 00	with sports suspension
1.9 TDI 11/04 - 06/08 85 kW	950 321 00	950 314 00	with sports suspension; Heavy Duty Version .
2.0 TDI, 2.0 TDI 16V 11/04 - 06/08 89 -125 kW	950 320 00	950 313 00	with sports suspension; manual transmission
2.0 TDI, 2.0 TDI 16V 11/04 - 06/08 89 -125 kW	950 321 00	950 314 00	with sports suspension; Heavy Duty Version .; manual transmission
2.0 TDI, 2.0 TDI 16V 11/04 - 06/08 89 -125 kW	950 321 00	950 313 00	with sports suspension; automatic transmission
2.0 TDI, 2.0 TDI 16V 11/04 - 06/08 89 -125 kW	873 148 00	950 314 00	with sports suspension; Heavy Duty Version .; automatic transmission
2.0 TDI quattro 01/06 - 06/08 103 -125 kW	950 321 00	950 313 00	with sports suspension; manual transmission
2.0 TDI quattro 01/06 - 06/08 103 -125 kW	873 148 00	950 314 00	with sports suspension; Heavy Duty Version .; manual transmission
2.0 TDI quattro, 3.2 FSI quattro 01/05 - 06/08 103 -188 kW	873 148 00	950 313 00	with sports suspension; automatic transmission
2.0 TDI quattro, 3.2 FSI quattro 01/05 - 06/08 103 -188 kW	950 703 00	950 314 00	with sports suspension; Heavy Duty Version .; automatic transmission
2.5 TDI, 2.7 TDI 11/04 - 06/08 120 -132 kW	873 141 00	950 296 00	with standard chassis
2.5 TDI, 2.7 TDI 11/04 - 06/08 120 -132 kW		950 297 00	with standard chassis; Heavy Duty Version .
2.5 TDI, 2.7 TDI 11/04 - 06/08 120 -132 kW	873 148 00	950 313 00	with sports suspension; manual transmission
2.5 TDI, 2.7 TDI 11/04 - 06/08 120 -132 kW	950 703 00	950 314 00	with sports suspension; Heavy Duty Version .; manual transmission
2.5 TDI, 2.7 TDI, 3.2 FSI 11/04 - 06/08 120 -188 kW	950 703 00	950 313 00	with sports suspension; automatic transmission
2.5 TDI, 2.7 TDI, 3.2 FSI 11/04 - 06/08 120 -188 kW		950 314 00	with sports suspension; Heavy Duty Version .; automatic transmission
3.0 TDI quattro, 3.2 FSI quattro 11/04 - 06/08 150 -188 kW		950 298 00	with standard chassis
3.0 TDI quattro, 3.2 FSI quattro 11/04 - 06/08 150 -188 kW		950 299 00	with standard chassis; Heavy Duty Version .
3.0 TDI quattro 11/04 - 06/08 150 -171 kW	873 160 00	950 313 00	with sports suspension
3.0 TDI quattro 11/04 - 06/08 150 -171 kW		950 314 00	with sports suspension; Heavy Duty Version .

			
AUDI			
AUDI A4 Avant (8ED)			
1.6 11/04 - 06/08 75 kW	950 225 00	950 298 00	with standard chassis
1.6 11/04 - 06/08 75 kW	950 305 00	950 299 00	with standard chassis; Heavy Duty Version .
1.6 11/04 - 06/08 75 kW	950 307 00	950 315 00	with sports suspension
1.6 11/04 - 06/08 75 kW	950 308 00	950 316 00	with sports suspension; Heavy Duty Version .
1.8 T 11/04 - 06/08 120 kW	950 305 00	950 298 00	with standard chassis; manual transmission
1.8 T 11/04 - 06/08 120 kW	950 306 00	950 299 00	with standard chassis; Heavy Duty Version .; manual transmission
1.8 T 11/04 - 06/08 120 kW	950 306 00	950 298 00	with standard chassis; automatic transmission
1.8 T 11/04 - 06/08 120 kW	873 141 00	950 299 00	with standard chassis; Heavy Duty Version .; automatic transmission
1.8 T, 2.0 FSi, 2.0 TFSI 11/04 - 06/08 120 -162 kW	950 308 00	950 315 00	with sports suspension; manual transmission
1.8 T, 2.0 FSi, 2.0 TFSI 11/04 - 06/08 120 -162 kW	950 309 00	950 316 00	with sports suspension; Heavy Duty Version .; manual transmission
1.8 T, 2.0 FSi, 2.0 TFSI 11/04 - 06/08 120 -162 kW	950 309 00	950 315 00	with sports suspension; automatic transmission
1.8 T, 2.0 FSi, 2.0 TFSI 11/04 - 06/08 120 -162 kW	950 320 00	950 316 00	with sports suspension; Heavy Duty Version .; automatic transmission
1.8 T quattro, 2.0 TDI quattro, 2.0 TFSI quattro 11/04 - 06/08 103 -162 kW	950 306 00	950 298 00	with standard chassis; manual transmission
1.8 T quattro, 2.0 TDI quattro, 2.0 TFSI quattro 11/04 - 06/08 103 -162 kW	873 141 00	950 299 00	with standard chassis; Heavy Duty Version .; manual transmission
1.8 T quattro, 2.0 TDI quattro, 2.0 TFSI quattro 11/04 - 06/08 103 -162 kW	873 141 00	950 298 00	with standard chassis; automatic transmission
1.8 T quattro, 2.0 TDI quattro, 2.0 TFSI quattro 11/04 - 06/08 103 -162 kW		950 299 00	with standard chassis; Heavy Duty Version .; automatic transmission
1.8 T quattro, 2.0 TFSI quattro 11/04 - 06/08 120 -162 kW	950 309 00	950 315 00	with sports suspension; manual transmission
1.8 T quattro, 2.0 TFSI quattro 11/04 - 06/08 120 -162 kW	950 320 00	950 316 00	with sports suspension; Heavy Duty Version .; manual transmission
1.8 T quattro, 2.0 TFSI quattro 11/04 - 06/08 120 -162 kW	950 320 00	950 315 00	with sports suspension; automatic transmission
1.8 T quattro, 2.0 TFSI quattro 11/04 - 06/08 120 -162 kW	950 321 00	950 316 00	with sports suspension; Heavy Duty Version .; automatic transmission
2.0 11/04 - 06/08 96 kW	950 225 00	950 298 00	with standard chassis; manual transmission
2.0 11/04 - 06/08 96 kW	950 305 00	950 299 00	with standard chassis; Heavy Duty Version .; manual transmission
2.0 11/04 - 06/08 96 kW	950 305 00	950 298 00	with standard chassis; automatic transmission
2.0 11/04 - 06/08 96 kW	950 306 00	950 299 00	with standard chassis; Heavy Duty Version .; automatic transmission
2.0 11/04 - 06/08 96 kW	950 307 00	950 315 00	with sports suspension; manual transmission




			
AUDI			
AUDI A4 Avant (8ED)			
2.0 11/04 - 06/08 96 kW	950 308 00	950 316 00	with sports suspension; Heavy Duty Version .; manual transmission
2.0 11/04 - 06/08 96 kW	950 308 00	950 315 00	with sports suspension; automatic transmission
2.0 11/04 - 06/08 96 kW	950 309 00	950 316 00	with sports suspension; Heavy Duty Version .; automatic transmission
2.0 FSi, 2.0 TDI, 2.0 TDI 16V, 2.0 TFSI 06/05 - 06/08 89 -162 kW	950 306 00	950 298 00	with standard chassis; manual transmission
2.0 FSi, 2.0 TDI, 2.0 TDI 16V, 2.0 TFSI 06/05 - 06/08 89 -162 kW	873 141 00	950 299 00	with standard chassis; Heavy Duty Version .; manual transmission
2.0 FSi, 2.0 TDI, 2.0 TDI 16V, 2.0 TFSI 06/05 - 06/08 89 -162 kW	873 141 00	950 298 00	with standard chassis; automatic transmission
2.0 FSi, 2.0 TDI, 2.0 TDI 16V, 2.0 TFSI 06/05 - 06/08 89 -162 kW		950 299 00	with standard chassis; Heavy Duty Version .; automatic transmission
1.9 TDI 11/04 - 06/08 85 kW	950 305 00	950 298 00	with standard chassis
1.9 TDI 11/04 - 06/08 85 kW	950 306 00	950 299 00	with standard chassis; Heavy Duty Version .
1.9 TDI 11/04 - 06/08 85 kW	950 320 00	950 315 00	with sports suspension
1.9 TDI 11/04 - 06/08 85 kW	950 321 00	950 316 00	with sports suspension; Heavy Duty Version .
2.0 TDI, 2.0 TDI 16V 11/04 - 06/08 89 -125 kW	950 320 00	950 315 00	with sports suspension; manual transmission
2.0 TDI, 2.0 TDI 16V 11/04 - 06/08 89 -125 kW	950 321 00	950 316 00	with sports suspension; Heavy Duty Version .; manual transmission
2.0 TDI, 2.0 TDI 16V 11/04 - 06/08 89 -125 kW	950 321 00	950 315 00	with sports suspension; automatic transmission
2.0 TDI, 2.0 TDI 16V 11/04 - 06/08 89 -125 kW	873 148 00	950 316 00	with sports suspension; Heavy Duty Version .; automatic transmission
2.0 TDI quattro 01/06 - 06/08 103 -125 kW	950 321 00	950 315 00	with sports suspension; manual transmission
2.0 TDI quattro 01/06 - 06/08 103 -125 kW	873 148 00	950 316 00	with sports suspension; Heavy Duty Version .; manual transmission
2.0 TDI quattro, 3.2 FSi quattro 01/05 - 06/08 103 -188 kW	873 148 00	950 315 00	with sports suspension; automatic transmission
2.0 TDI quattro, 3.2 FSi quattro 01/05 - 06/08 103 -188 kW	950 703 00	950 316 00	with sports suspension; Heavy Duty Version .; automatic transmission
2.5 TDI, 2.7 TDi 11/04 - 06/08 120 -132 kW		950 298 00	with standard chassis
2.5 TDI, 2.7 TDi 11/04 - 06/08 120 -132 kW		950 299 00	with standard chassis; Heavy Duty Version .
2.5 TDI, 2.7 TDi 11/04 - 06/08 120 -132 kW	873 148 00	950 315 00	with sports suspension; manual transmission
2.5 TDI, 2.7 TDi 11/04 - 06/08 120 -132 kW	950 703 00	950 316 00	with sports suspension; Heavy Duty Version .; manual transmission
2.5 TDI, 2.7 TDi, 3.2 FSi 11/04 - 06/08 120 -188 kW	873 141 00	950 315 00	with sports suspension; automatic transmission
2.5 TDI, 2.7 TDi, 3.2 FSi 11/04 - 06/08 120 -188 kW		950 316 00	with sports suspension; Heavy Duty Version .; automatic transmission
3.0 TDI quattro 11/04 - 06/08 150 -171 kW	873 160 00	950 315 00	with sports suspension




			
AUDI			
AUDI A4 Avant (8ED)			
3.0 TDI quattro 11/04 - 06/08	150 -171 kW	950 316 00	with sports suspension; Heavy Duty Version .
AUDI A6 (4A, C4)			
1.8, 2.0, 2.0 16V, 2.3 06/94 - 10/97	74 -103 kW	950 665 00	950 617 00 with standard chassis
1.8, 1.9 TDI, 2.0, 2.0 16V, 2.3, 2.4, 2.5 TDI, 2.6, 2.8 06/94 - 10/97	66 -142 kW	950 661 00	950 618 00 with standard chassis; Heavy Duty Version .
1.8 quattro 12/95 - 10/97	92 kW	950 665 00	with standard chassis
2.4, 2.6, 2.8 06/94 - 10/97	102 -142 kW	950 268 00	950 617 00 with standard chassis
1.9 TDI, 2.5 TDI 06/94 - 10/97	66 -103 kW	950 269 00	950 617 00 with standard chassis
AUDI A6 Avant (4A, C4)			
1.8, 2.0, 2.0 16V, 2.3 06/94 - 12/97	74 -103 kW	950 665 00	950 619 00 with standard chassis
1.8, 1.9 TDI, 2.0, 2.0 16V, 2.3, 2.4, 2.5 TDI, 2.6, 2.8 08/95 - 12/97	66 -142 kW	950 661 00	950 651 00 with standard chassis; Heavy Duty Version .
2.4, 2.6, 2.8 12/95 - 12/97	102 -142 kW	950 268 00	950 619 00 with standard chassis
1.9 TDI, 2.5 TDI 06/94 - 12/97	66 -103 kW	950 269 00	950 619 00 with standard chassis
AUDI A6 (4B, C5)			
1.8, 1.8 T, 2.0 01/97 - 01/05	85 -132 kW	950 681 00	950 639 00 with standard chassis
1.8, 1.8 T, 1.9 TDI, 2.0, 2.4, 2.5 TDI, 2.7 T, 2.8, 3.0 02/97 - 01/05	81 -169 kW	950 741 00	950 693 00 with standard chassis; Heavy Duty Version .
1.8 08/01 - CH-Nr.	85 kW	950 704 00	950 639 00 -> CH.Nr.: 4B-W-100000; with standard chassis
1.8 T quattro 02/97 - 07/01	110 -132 kW	950 681 00	950 656 00 with standard chassis
1.8 T quattro 08/01 - 01/05	110 -132 kW	950 704 00	950 656 00 with standard chassis
1.8 T quattro 02/97 - 01/05	110 -132 kW	950 741 00	950 658 00 with standard chassis; Heavy Duty Version .
2.4, 2.7 T, 2.8 02/97 - 01/05	100 -169 kW	950 704 00	950 654 00 with standard chassis
2.4 quattro, 2.7 quattro 05/01 - 01/05	125 -195 kW	950 741 00	950 658 00 with standard chassis; Heavy Duty Version .
4.2 quattro 11/98 - 12/00	220 kW	950 703 00	950 658 00 -> CH.Nr.: 4B-Y-200000; with standard chassis
1.9 TDI 04/97 - 01/05	81 -85 kW	950 681 00	950 639 00 with standard chassis
1.9 TDI, 2.4, 2.5 TDI, 3.0 02/00 - 01/05	96 -162 kW	950 704 00	950 654 00 with standard chassis
2.5 TDI quattro, 2.8 quattro, 2.8 24V 05/97 - 12/00	110 -142 kW	950 704 00	950 658 00 -> CH.Nr.: 4B-Y-200000; with standard chassis

			
AUDI			
AUDI A6 (4B, C5)			
2.5 TDI quattro, 2.8 quattro, 3.0 quattro, 4.2 quattro 01/01 - 01/05 110 -220 kW	950 741 00	950 658 00	with standard chassis; Heavy Duty Version .
2.5 TDI 08/01 - 01/05 114 kW	950 703 00	950 654 00	with standard chassis
2.5 TDI 08/01 - 01/05 114 kW	950 741 00		with standard chassis; Heavy Duty Version .




AUDI A6 Avant (4B, C5)			
1.8, 1.8 T 12/97 - 01/05 85 -132 kW	950 681 00	950 677 00	with standard chassis
1.8, 1.8 T, 1.9 TDI, 2.0, 2.4, 2.5 TDI, 2.7 T, 2.8, 3.0, 3.7 08/01 - 01/05 85 -191 kW	950 741 00		with standard chassis; Heavy Duty Version .
1.8 T quattro 12/97 - 01/05 110 -132 kW	950 681 00	950 656 00	with standard chassis
1.8 T quattro 12/97 - 01/05 110 -132 kW	950 741 00		with standard chassis; Heavy Duty Version .
2.4, 2.7 T, 2.8 12/97 - 01/05 100 -169 kW	950 704 00	950 677 00	with standard chassis
2.4 quattro, 2.5 TDI quattro, 2.8 quattro 12/97 - 12/00 110 -142 kW	950 704 00	950 658 00	-> CH.Nr.: 4B-Y-200000; with standard chassis
2.4 quattro, 2.5 TDI quattro, 2.8 quattro 01/01 - 01/05 110 -142 kW	950 741 00	950 658 00	with standard chassis; Heavy Duty Version .
2.7 T quattro, 3.0 quattro 08/01 - 01/05 162 -184 kW	950 741 00	950 658 00	with standard chassis; Heavy Duty Version .
4.2 quattro 11/98 - CH-Nr. 220 kW	950 741 00		-> CH.Nr.: 4B-W-100000; with standard chassis
1.9 TDI, 2.0, 2.4, 3.0 02/98 - 01/05 81 -162 kW	950 681 00	950 677 00	with standard chassis
2.5 TDI 12/97 - 01/05 110 kW	950 704 00	950 677 00	with standard chassis
2.5 TDI 08/01 - 01/05 114 -120 kW	950 704 00	950 677 00	with standard chassis
2.5 TDI 08/01 - 01/05 114 -120 kW	950 741 00	660 039 00	with standard chassis; Heavy Duty Version .
2.5 TDI 02/00 - 01/05 132 kW	950 703 00	950 677 00	with standard chassis




AUDI A6 (4F2)			
2.4 quattro, 2.8 FSI quattro 01/05 - 03/11 130 -162 kW	950 180 00	950 192 00	with standard chassis; mark: 1BA
2.0 TDI, 2.0 TFSI, 2.4, 2.8 FSI, 3.0, 3.2 FSI 05/04 - 10/08 89 -188 kW	950 169 00	950 192 00	with standard chassis; mark: 1BA
2.0 TDI, 2.0 TFSI, 2.4, 2.4 quattro, 2.8 FSI, 2.8 FSI quattro, 3.0, 3.0 quattro, 3.0 TFSI quattro, 3.2 FSI, 3.2 FSI quattro 05/04 - 10/08 89 -213 kW	950 183 00	950 190 00	with sports suspension; mark: 1BE; not for: S-Line
2.7 TDI, 3.0 quattro, 3.0 TDi PF, 3.0 TFSI quattro, 3.2 FSI quattro 05/04 - 03/11 120 -213 kW	950 181 00	950 192 00	with standard chassis; mark: 1BA




			
AUDI			
AUDI A6 (4F2)			
2.7 TDI, 2.7 TDI quattro, 3.0 TDi PF, 3.0 TDI quattro 05/04 - 03/11 120 -176 kW	950 184 00	950 190 00	with sports suspension; mark: 1BV; not for: S-Line
2.7 TDI quattro, 3.0 TDI quattro 05/04 - 03/11 120 -176 kW	950 182 00	950 192 00	with standard chassis; mark: 1BA
AUDI A6 Avant (4F5)			
2.4 quattro, 2.8 FSI quattro 03/05 - 08/11 130 -162 kW	950 180 00	950 193 00	with standard chassis; mark: 1BA
2.0 TDI, 2.0 TFSI, 2.4, 2.8 FSI, 3.0, 3.2 FSI 03/05 - 10/08 89 -188 kW	950 169 00	950 193 00	with standard chassis; mark: 1BA
2.0 TDI, 2.0 TFSI, 2.4, 2.4 quattro, 2.8 FSI, 2.8 FSI quattro, 3.0, 3.0 quattro, 3.0 TFSI quattro, 3.2 FSI 03/05 - 10/08 89 -213 kW	950 183 00	950 191 00	with sports suspension; mark: 1BV; not for: S-Line
2.7 TDI, 3.0 quattro, 3.0 TDi PF, 3.0 TFSI quattro, 3.2 FSI quattro 03/05 - 08/11 120 -213 kW	950 181 00	950 193 00	with standard chassis; mark: 1BA
2.7 TDI, 2.7 TDI quattro, 3.0 TDi PF, 3.0 TDI quattro, 3.2 FSI quattro 03/05 - 08/11 120 -188 kW	950 184 00	950 191 00	with sports suspension; mark: 1BV; not for: S-Line
2.7 TDI quattro, 3.0 TDI quattro 03/05 - 08/11 120 -176 kW	950 182 00	950 193 00	with standard chassis; mark: 1BA
AUDI A8 (4D2, 4D8)			
2.8 03/94 - 03/96 120 -128 kW	873 161 00	950 318 00	with standard chassis; manual transmission
2.8 03/94 - 03/96 120 -128 kW	873 162 00	950 318 00	with standard chassis; automatic transmission
2.8 04/96 - 09/02 142 kW	873 162 00	950 318 00	with standard chassis; manual transmission
2.8 04/96 - 09/02 142 kW	873 163 00	950 318 00	with standard chassis; automatic transmission
4.2 quattro 03/94 - 04/00 175 -220 kW		950 319 00	with standard chassis; Heavy Duty Version .
2.5 TDI, 3.7 07/95 - 09/02 110 -191 kW	950 322 00	950 318 00	with standard chassis
2.5 TDI, 2.8, 3.7 07/95 - 09/02 110 -191 kW		950 319 00	with standard chassis; Heavy Duty Version .
2.5 TDI, 2.5 TDI quattro, 2.8, 2.8 quattro, 3.3 TDI quattro, 3.7, 3.7 quattro, 4.2 quattro 03/94 - 09/02 110 -228 kW		950 319 00	with standard chassis; with ride height adjustment
2.5 TDI quattro, 2.8 quattro, 3.3 TDI quattro, 3.7 quattro, 4.2 quattro 03/94 - 09/02 110 -228 kW	950 322 00	950 318 00	with standard chassis
AUDI TT (8N3)			
1.8 T 09/02 - 06/06 110 -120 kW	873 126 00	871 577 00	with standard chassis
1.8 T 09/02 - 06/06 110 -120 kW	873 168 00	871 596 00	with sports suspension
1.8 T 10/98 - 08/02 132 kW	873 169 00	871 577 00	with standard chassis; manual transmission

			
AUDI			
AUDI TT (8N3)			
1.8 T 09/02 - 06/06 132 kW	873 126 00	871 577 00	with standard chassis; manual transmission
1.8 T 10/98 - 08/02 132 kW	873 169 00	871 577 00	with standard chassis; automatic transmission
1.8 T 09/02 - 06/06 132 kW	873 165 00	871 577 00	with standard chassis; automatic transmission
1.8 T 10/98 - 06/06 132 -140 kW	873 166 00	871 595 00	with sports suspension; manual transmission
1.8 T 10/98 - 06/06 132 -140 kW	873 167 00	871 595 00	with sports suspension; automatic transmission
1.8 T quattro 10/98 - 06/06 132 kW		871 594 00	with standard chassis
1.8 T quattro 10/98 - 06/06 132 -140 kW	873 166 00	871 597 00	with sports suspension
1.8 T 09/05 - 06/06 140 kW	873 126 00	871 577 00	with standard chassis; manual transmission
1.8 T 09/05 - 06/06 140 kW	873 165 00	871 577 00	with standard chassis; automatic transmission
1.8 T quattro 03/05 - 06/06 140 -176 kW	873 169 00	871 594 00	with standard chassis
1.8 T quattro 10/98 - 06/06 165 -176 kW	873 167 00	871 597 00	with sports suspension
3.2 VR6 quattro 07/03 - 06/06 184 kW	873 125 00	871 594 00	with standard chassis
3.2 VR6 quattro 07/03 - 06/06 184 kW	873 167 00	871 598 00	with sports suspension

AUDI TT Roadster (8N9)			
1.8 T 01/01 - 06/06 110 -120 kW	873 126 00	871 578 00	with standard chassis
1.8 T 01/01 - 06/06 110 -120 kW	873 168 00	871 596 00	with sports suspension
1.8 T 10/99 - 08/02 132 kW	873 169 00	871 578 00	with standard chassis; manual transmission
1.8 T 09/02 - 06/06 132 kW	873 126 00	871 578 00	with standard chassis; manual transmission
1.8 T 10/99 - 08/02 132 kW	873 180 00	871 578 00	with standard chassis; automatic transmission
1.8 T 09/02 - 06/06 132 kW	873 165 00	871 578 00	with standard chassis; automatic transmission
1.8 T 10/99 - 06/06 132 -140 kW	873 166 00	871 595 00	with sports suspension; manual transmission
1.8 T 10/99 - 06/06 132 -140 kW	873 167 00	871 595 00	with sports suspension; automatic transmission
1.8 T quattro 02/00 - 06/06 132 kW		871 594 00	with standard chassis
1.8 T quattro 02/00 - 06/06 132 -140 kW	873 166 00	871 597 00	with sports suspension
1.8 T 09/05 - 06/06 140 kW	873 126 00	871 578 00	with standard chassis; manual transmission
1.8 T 09/05 - 06/06 140 kW	873 165 00	871 578 00	with standard chassis; automatic transmission




			
AUDI			
AUDI TT Roadster (8N9)			
1.8 T quattro 10/99 - 06/06 140 -165 kW	873 169 00	871 594 00	with standard chassis
1.8 T quattro 10/99 - 06/06 165 kW	873 167 00	871 597 00	with sports suspension
3.2 VR6 quattro 07/03 - 06/06 184 kW	873 125 00	871 594 00	with standard chassis
3.2 VR6 quattro 07/03 - 06/06 184 kW	873 167 00	871 598 00	with sports suspension
AUDI 50 (86)			
0.8, 1.1, 1.3 08/74 - 07/78 25 -44 kW	950 601 00	950 634 00	with standard chassis
AUDI 80 (80, 82, B1)			
1.3, 1.5, 1.6 05/72 - 07/78 40 -63 kW	950 600 00	950 611 00	with standard chassis
AUDI 80 (81, 85, B2)			
1.3 09/78 - 07/86 40 -44 kW	950 648 00	950 612 00	with standard chassis
1.3, 1.6, 1.6 D, 1.6 TD, 1.8, 1.8 GTE 08/78 - 08/86 40 -82 kW	950 607 00	950 613 00	with standard chassis; Heavy Duty Version .
1.6, 1.6 D, 1.6 GLE, 1.8, 1.8 GTE 08/78 - 08/86 40 -82 kW	950 609 00	950 612 00	with standard chassis
1.6 TD 08/81 - 05/86 51 kW		950 612 00	with standard chassis
AUDI COUPE (81, 85)			
1.6, 1.8, 1.8 GT 07/80 - 10/88 55 -82 kW	950 609 00	950 612 00	with standard chassis
1.6, 1.8, 1.8 GT 07/80 - 10/88 55 -82 kW	950 607 00	950 613 00	with standard chassis; Heavy Duty Version .
AUDI QUATTRO (85)			
2.1 quattro, 2.1 Turbo, 2.2 quattro 07/80 - 07/89 89 -147 kW	950 260 00	950 271 00	with standard chassis
AUDI 80 (89, 89Q, 8A, B3)			
1.6, 1.6 D, 1.6 TD, 1.8, 1.8 S, 1.9 D 09/86 - 10/91 40 -66 kW	950 260 00	950 270 00	with standard chassis
1.6, 1.6 D, 1.6 TD, 1.8, 1.8 S, 1.9 D 09/86 - 10/91 40 -66 kW		950 272 00	with standard chassis; Heavy Duty Version .
AUDI COUPE (89, 8B)			
1.8, 2.0, 2.0 16 V 05/89 - 12/96 82 -103 kW	950 260 00	950 270 00	with standard chassis
1.8, 2.0, 2.0 16 V 05/89 - 12/96 82 -103 kW		950 272 00	with standard chassis; Heavy Duty Version .
2.0 20 V, 2.0 20 V quattro, 2.2 quattro, 2.3, 2.3 quattro, 2.3 20V, 2.3 20V quattro, 2.6, 2.6 quattro, 2.8, 2.8 quattro 11/88 - 12/96 98 -128 kW	950 260 00	950 271 00	with standard chassis

			
AUDI			
AUDI CABRIOLET (8G7, B4)			
1.8, 1.9 TDI, 2.0 E 01/93 - 08/00 66 -92 kW		871 576 00	with standard chassis
2.3 E 05/91 - 07/94 98 kW	873 122 00	871 576 00	with standard chassis; without AC; manual transmission
2.6, 2.8 11/92 - 08/00 110 -128 kW	873 124 00	871 576 00	with standard chassis; with AC; manual transmission
2.6, 2.8 11/92 - 08/00 110 -128 kW	873 124 00	871 576 00	with standard chassis; without AC; automatic transmission
AUDI 80 (8C, B4)			
1.6, 1.6 E, 2.0, 2.0 E, 2.0 E 16V, 2.3 E 09/91 - 12/94 52 -103 kW	950 202 00	950 614 00	with standard chassis
1.6, 1.6 E, 1.9 TD, 1.9 TDI, 2.0, 2.0 E, 2.0 E 16V, 2.3 E, 2.6, 2.8 09/91 - 12/94 52 -128 kW	950 209 00	950 615 00	with standard chassis; Heavy Duty Version .
1.9 TD, 1.9 TDI, 2.6, 2.8 09/91 - 12/94 55 -128 kW	950 203 00	950 614 00	with standard chassis
AUDI 80 Avant (8C, B4)			
1.6 E, 2.0, 2.0 E, 2.0 E 16V, 2.3 E 07/92 - 01/96 66 -103 kW	950 267 00	950 615 00	with standard chassis
1.6 E, 1.9 TD, 1.9 TDI, 2.0, 2.0 E, 2.0 E 16V, 2.3 E, 2.6, 2.8 09/91 - 01/96 55 -128 kW	950 209 00	950 616 00	with standard chassis; Heavy Duty Version .
1.9 TD, 1.9 TDI, 2.6, 2.8 09/91 - 01/96 55 -128 kW	950 203 00	950 615 00	with standard chassis
AUDI 90 (81, 85, B2)			
1.6 TD, 2.0, 2.2 01/85 - 03/87 51 -100 kW		950 612 00	with standard chassis
AUDI 90 (89, 89Q, 8A, B3)			
2.0 quattro, 2.0 20 V quattro, 2.2 E quattro, 2.3 E 20V, 2.3 E 20V quattro, 2.3 E quattro 04/87 - 07/91 98 -125 kW	950 260 00	950 271 00	with standard chassis
1.6 TD, 2.0 04/87 - 09/91 59 -85 kW	950 260 00	950 270 00	with standard chassis
1.6 TD 04/87 - 09/91 59 kW		950 272 00	with standard chassis; Heavy Duty Version .
AUDI 100 (C1)			
1.8 LS 10/70 - 07/76 74 kW	950 623 00		with standard chassis; mark: LS
AUDI 100 Coupe (C1)			
1.9 10/70 - 12/76 82 -85 kW	950 623 00		with standard chassis; mark: LS
AUDI 100 (43, C2)			
1.6 07/79 - 07/81 63 kW	950 261 00	950 650 00	with standard chassis
1.9, 2.1 07/79 - 07/81 74 -100 kW	950 262 00	950 650 00	with standard chassis

			
AUDI			
AUDI 100 (43, C2)			
2.0 D 07/79 - 07/81	51 kW	950 666 00	950 650 00 with standard chassis

AUDI 100 Avant (43, C2)			
1.6, 2.0, 2.1 07/77 - 07/79	63 -85 kW	950 660 00	950 650 00 with standard chassis; mark: L, GL
1.6, 1.9, 2.0, 2.1 08/79 - 02/83	63 -100 kW	950 261 00	950 650 00 with standard chassis; mark: L, GL
2.0, 2.1 07/77 - 07/79	85 -100 kW	950 626 00	950 650 00 with standard chassis; mark: S, LS, GLS
2.0, 2.0 D, 2.1 07/77 - 07/79	51 -100 kW	950 629 00	950 650 00 with standard chassis; mark: 5E, 5S, L5E, Diesel
2.0, 2.1 08/79 - 02/83	85 -100 kW	950 262 00	950 650 00 with standard chassis; mark: GLS, 5-Zyl.
2.0 D 08/79 - 02/83	51 kW	950 666 00	950 650 00 with standard chassis




AUDI 100 (44, 44Q, C3)			
1.8, 1.9, 2.1, 2.2 08/82 - 07/84	55 -100 kW	950 261 00	950 211 00 with standard chassis
1.8, 1.9, 2.0, 2.1, 2.2 11/83 - 12/87	55 -100 kW		950 275 00 with standard chassis; with ride height adjustment
1.8, 1.8 CAT, 2.0 CAT, 2.2 CAT, 2.2 Turbo, 2.3 E 01/88 - 11/90	65 -121 kW	950 262 00	950 276 00 with standard chassis
1.8, 2.0 CAT 01/88 - 11/90	65 -85 kW		950 275 00 with standard chassis; with ride height adjustment
1.8 quattro, 1.8 quattro CAT, 2.2 quattro, 2.2 quattro CAT, 2.2 E Turbo quattro, 2.3 quattro, 2.3 E quattro 01/88 - 11/90	65 -121 kW	950 265 00	950 275 00 with standard chassis; with ride height adjustment
1.9 08/82 - 10/83	74 kW	950 261 00	950 211 00 with standard chassis
1.9, 2.0 D Turbo 08/82 - 10/83	64 -74 kW		950 213 00 with standard chassis; Heavy Duty Version .
2.2 E quattro 01/86 - 07/86	88 kW	950 265 00	i.V. with standard chassis
2.2 11/83 - 12/87	96 kW	950 261 00	950 275 00 with standard chassis; with ride height adjustment
2.2 11/83 - 12/87	101 kW	950 266 00	950 213 00 with standard chassis
2.3 E 11/83 - 12/87	100 kW	950 261 00	950 275 00 with standard chassis; with ride height adjustment
2.0 D 08/82 - 10/83	51 kW	950 262 00	950 211 00 with standard chassis
2.0 D, 2.0 D Turbo 11/83 - 12/87	51 -64 kW	950 262 00	950 211 00 with standard chassis
2.0 D, 2.0 D Turbo, 2.4 D, 2.5 TDI 01/88 - 11/90	51 -88 kW	950 262 00	950 276 00 with standard chassis
2.0 D 08/82 - 10/83	51 kW		950 213 00 with off-road suspension
2.0 D, 2.0 D Turbo, 2.4 D, 2.5 TDI 11/83 - 11/90	51 -88 kW		950 275 00 with standard chassis; with ride height adjustment

			
AUDI			
AUDI 100 (44, 44Q, C3)			
2.0 D Turbo 08/82 - 10/83 64 kW	950 666 00	950 211 00	with standard chassis

AUDI 100 Avant (44, 44Q, C3)			
1.8 08/82 - 03/85 55 -66 kW	950 261 00	i.V.	with standard chassis
1.8, 1.8 CAT 08/82 - 11/90 55 -66 kW	950 263 00	950 213 00	with standard chassis; Heavy Duty Version .
1.8 quattro, 1.8 quattro CAT, 2.2 quattro, 2.2 quattro CAT, 2.2 E quattro, 2.2 Turbo quattro, 2.3 quattro, 2.3 E quattro 08/85 - 11/90 65 -121 kW	950 265 00		with standard chassis; with ride height adjustment
1.9, 2.2 02/83 - 08/84 74 -101 kW	950 262 00	i.V.	with standard chassis; with AC
1.9, 2.0, 2.0 D, 2.0 E, 2.0 E CAT, 2.0 TD, 2.2, 2.2 CAT, 2.2 Turbo, 2.3, 2.4 D, 2.5 TDI 02/83 - 11/90 51 -121 kW	950 264 00	950 213 00	with standard chassis; Heavy Duty Version .
2.0, 2.0 E, 2.0 TD, 2.2, 2.2 CAT, 2.2 Turbo, 2.3, 2.4 D, 2.5 TDI 08/86 - 11/90 60 -121 kW	950 262 00	i.V.	with standard chassis; without AC
2.0, 2.0 E, 2.0 E CAT, 2.2, 2.2 CAT, 2.2 Turbo, 2.3 08/86 - 11/90 83 -121 kW	950 264 00	i.V.	with standard chassis; with AC
2.2 11/83 - 12/87 101 kW	950 266 00	950 213 00	with standard chassis
2.2 quattro, 2.2 E quattro 08/84 - 12/85 88 -101 kW	950 263 00		with standard chassis; without ride height adjustment
2.2 quattro, 2.2 quattro CAT, 2.2 E quattro, 2.3 quattro, 2.3 E quattro 08/84 - 11/90 88 -101 kW	950 263 00	i.V.	with standard chassis; without ride height adjustment
2.2 Turbo quattro 08/86 - 11/90 121 kW	950 264 00	i.V.	with standard chassis; without ride height adjustment
2.0 D, 2.0 TD, 2.2 08/84 - 11/90 51 -101 kW	950 262 00	i.V.	with standard chassis; without AC

AUDI 100 (4A, C4)			
1.6, 2.0, 2.0 E, 2.0 E 16V, 2.3 E 12/90 - 06/94 74 -103 kW	950 665 00	950 617 00	with standard chassis
1.6, 2.0, 2.0 E, 2.0 E 16V, 2.3 E, 2.4 D, 2.5 TDI, 2.6, 2.8 E 12/90 - 06/94 60 -128 kW	950 661 00	950 618 00	with standard chassis; Heavy Duty Version .
2.6, 2.8 E 12/90 - 06/94 102 -128 kW	950 268 00	950 617 00	with standard chassis
2.4 D, 2.5 TDI 12/90 - 06/94 60 -85 kW	950 269 00	950 617 00	with standard chassis

AUDI 100 Avant (4A, C4)			
1.6, 2.0 E, 2.0 E 16V, 2.3 E 09/91 - 06/94 74 -103 kW	950 665 00	950 619 00	with standard chassis
1.6, 2.0 E, 2.0 E 16V, 2.3 E, 2.4 D, 2.5 TDI, 2.6, 2.8 E 09/91 - 06/94 60 -128 kW	950 661 00	950 651 00	with standard chassis; Heavy Duty Version .

			
AUDI			
AUDI 100 Avant (4A, C4)			
2.6, 2.8 E 09/91 - 06/94	102 -128 kW	950 268 00	950 619 00 with standard chassis
2.4 D, 2.5 TDI 12/90 - 06/94	60 -85 kW	950 269 00	950 619 00 with standard chassis

AUDI 200 (43)			
2.1 5 E 10/79 - 09/82	100 kW	950 262 00	950 211 00 with standard chassis
2.1 5 E 10/79 - 09/82	100 kW		950 232 00 with standard chassis; Heavy Duty Version .
2.1 5 T 10/79 - 08/82	125 kW	950 666 00	with standard chassis
2.1 5 T 10/79 - 08/82	125 kW	950 262 00	with standard chassis; Heavy Duty Version .




AUDI 200 (44, 44Q)			
2.1 5 E, 2.1 Turbo, 2.2, 2.2 Turbo, 2.3 08/83 - 09/91	100 -147 kW		950 275 00 with standard chassis; with ride height adjustment
2.2 Turbo 08/85 - 09/91	121 -147 kW	950 263 00	950 276 00 with standard chassis
2.2 20V Turbo quattro, 2.2 Turbo quattro 01/88 - 12/91	121 -162 kW	950 264 00	950 276 00 with standard chassis
2.3 11/86 - 09/91	100 kW	950 263 00	950 276 00 with standard chassis

AUDI 200 Avant (44, 44Q)			
2.2 Turbo, 2.3 08/85 - 09/91	100 -121 kW	950 263 00	950 213 00 with standard chassis

BMW			
BMW 1 (E81, E87)			
116 i, 116i, 118i 09/04 -	85 -105 kW	101 260 00	101 254 00 with standard chassis
116 i, 116i, 118i, 120 i, 120i 09/04 -	85 -125 kW	101 261 00	101 255 00 with standard chassis; Heavy Duty Version .
116i 01/09 -	90 kW	101 260 00	with standard chassis
120 i, 120i 09/04 -	110 -125 kW	101 260 00	101 254 00 with standard chassis; Number of Doors: 3
120 i, 120i 09/04 -	110 -125 kW	101 261 00	101 254 00 with standard chassis; Number of Doors: 5
130i 03/05 -	190 -195 kW	101 262 00	101 255 00 with standard chassis
130i 03/05 -	190 -195 kW	101 263 00	101 256 00 with standard chassis; Heavy Duty Version .
116d, 118 d, 118d, 120d 03/07 -	85 -130 kW	101 261 00	101 255 00 with standard chassis; Number of Doors: 3
116d, 118 d, 118d 04/07 -	85 -105 kW	101 261 00	101 254 00 with standard chassis; Number of Doors: 5
116d, 118 d, 118d, 120d 03/07 -	85 -130 kW	101 262 00	101 256 00 with standard chassis; Heavy Duty Version .; Number of Doors: 3

			
BMW			
BMW 1 (E81, E87)			
116d, 118 d, 118d, 120 i 09/04 - 85 -110 kW	101 262 00	101 255 00	with standard chassis; Heavy Duty Version .; Number of Doors: 5
120d 09/04 - 120 -130 kW	101 262 00	101 255 00	with standard chassis; Number of Doors: 5
120d 09/04 - 120 -130 kW	101 263 00	101 256 00	with standard chassis; Heavy Duty Version .; Number of Doors: 5
123d, 2.0 03/07 - 115 -150 kW	101 263 00	101 256 00	with standard chassis; Number of Doors: 3
123d, 2.0 03/07 - 115 -150 kW	101 263 00	101 255 00	with standard chassis; Number of Doors: 5
123d, 2.0 03/07 - 115 -150 kW	101 264 00	101 257 00	with standard chassis; Heavy Duty Version .; Number of Doors: 3
123d, 2.0 03/07 - 115 -150 kW	101 264 00	101 256 00	with standard chassis; Heavy Duty Version .; Number of Doors: 5
BMW 1 Coupe (E82)			
118d, 120d, 123d 10/07 - 105 -150 kW	101 261 00	101 259 00	with standard chassis
118d, 120d, 123d 10/07 - 105 -150 kW	101 262 00	101 254 00	with standard chassis; Heavy Duty Version .
BMW 1 Convertible (E88)			
120i 03/08 - 120 -125 kW	101 262 00	101 255 00	with standard chassis
120i 03/08 - 120 -125 kW	101 263 00	101 256 00	with standard chassis; Heavy Duty Version .
125i 03/08 - 160 kW	101 263 00	101 256 00	with standard chassis
125i 03/08 - 160 kW	101 264 00	101 257 00	with standard chassis; Heavy Duty Version .
BMW 3 (E21)			
315 03/81 - 03/84 55 kW	101 526 00	101 550 00	with standard chassis
316, 318 08/75 - 01/77 66 -72 kW	101 521 00	101 550 00	with standard chassis
316, 318 08/75 - 01/77 66 -72 kW		101 570 00	with standard chassis; Heavy Duty Version .
316, 318, 318 i 01/77 - 01/81 66 -77 kW	101 526 00	101 550 00	with standard chassis
316, 318, 318 i 01/77 - 08/82 66 -77 kW	101 521 00	101 570 00	with standard chassis; Heavy Duty Version .
316, 318 i 01/81 - 08/82 66 -77 kW	101 522 00	101 550 00	with standard chassis
320, 320 i 06/75 - 01/80 80 -92 kW	101 521 00	101 550 00	with standard chassis
320, 320 i, 320/6, 323 i 06/75 - 08/82 80 -105 kW		101 570 00	with standard chassis; Heavy Duty Version .
320/6, 323 i 09/77 - 01/81 90 -105 kW	101 521 00	101 550 00	with standard chassis
320/6, 323 i 01/81 - 08/82 90 -105 kW		101 550 00	with standard chassis




			
BMW			
BMW 3 (E30)			
316, 318 i 09/82 - 06/91 66 -85 kW	101 569 00	101 574 00	with standard chassis
316, 318 i 09/82 - 06/91 66 -85 kW		101 575 00	with standard chassis; Heavy Duty Version .
320 i, 323 i, 324 d, 325 i 09/82 - 11/89 63 -126 kW	101 580 00	101 575 00	with standard chassis
BMW 3 Touring (E30)			
320 i, 324 td, 325 i 07/87 - 03/93 85 -125 kW	101 580 00	101 610 00	with standard chassis
BMW 3 Convertible (E30)			
318 i, 318i, 320 i, 325 i 12/85 - 10/93 83 -126 kW	101 225 00	101 231 00	with standard chassis
BMW 3 (E36)			
316 i, 318 i, 318 is, 323 i 2.5 09/90 - 02/98 73 -125 kW	101 200 00	101 210 00	with standard chassis
316 i, 318 i, 318 is 09/90 - 02/98 73 -103 kW	101 203 00	101 213 00	with standard chassis; Heavy Duty Version .
320 i, 325 i 09/90 - 04/92 110 -141 kW	101 204 00	101 210 00	with standard chassis
320 i 09/90 - 04/92 110 kW	101 208 00	101 213 00	with standard chassis; Heavy Duty Version .
320 i 05/92 - 02/98 110 kW	101 207 00	101 210 00	with standard chassis
320 i, 325 i, 325 tds 05/92 - 02/98 105 -141 kW	101 208 00	101 213 00	with standard chassis; Heavy Duty Version .
323 i 2.5 03/95 - 02/98 125 kW	101 203 00		with standard chassis; Heavy Duty Version .
325 i 09/90 - 04/92 141 kW	101 203 00	101 213 00	with standard chassis; Heavy Duty Version .
325 i, 325 td, 325 tds 05/92 - 02/98 85 -141 kW	101 203 00	101 210 00	with standard chassis
328 i 01/95 - 02/98 142 kW	101 207 00	101 210 00	with standard chassis
328 i 01/95 - 02/98 142 kW	101 203 00		with standard chassis; Heavy Duty Version .
318 tds 01/95 - 02/98 66 kW	101 208 00	101 213 00	with standard chassis; Heavy Duty Version .
325 td 09/91 - 04/92 85 kW	101 205 00	101 210 00	with standard chassis
BMW 3 Coupe (E36)			
316 i, 318 is, 323 i 2.5, 325 i 03/92 - 04/99 75 -141 kW	101 200 00	101 210 00	with standard chassis
316 i, 318 is, 323 i 2.5, 325 i, 328 i 03/92 - 04/99 75 -142 kW	101 203 00	101 213 00	with standard chassis; Heavy Duty Version .
320 i 03/92 - 04/99 110 kW	101 207 00	101 210 00	with standard chassis
320 i 03/92 - 04/99 110 kW	101 208 00	101 213 00	with standard chassis; Heavy Duty Version .

			
BMW			
BMW 3 Convertible (E36)			
320 i, 323 i 2.5, 325 i 03/93 - 04/99 110 -141 kW	101 227 00	101 233 00	with standard chassis; For vehicles with automatic convertible top; for vehicles without towbar
320 i, 323 i 2.5, 325 i 03/93 - 04/99 110 -141 kW	101 226 00	101 232 00	with standard chassis; For vehicles with manual convertible top; for vehicles with towbar
320 i, 323 i 2.5, 325 i 03/93 - 04/99 110 -141 kW	101 227 00	101 237 00	with standard chassis; For vehicles with automatic convertible top; for vehicles with towbar

BMW 3 Touring (E36)			
316 i, 318 i 07/95 - 10/99 75 -85 kW	101 226 00	101 210 00	with standard chassis
316 i, 318 i 07/95 - 10/99 75 -85 kW	101 207 00	101 213 00	with standard chassis; Heavy Duty Version .
320 i 01/95 - 10/99 110 kW	101 207 00	101 210 00	with standard chassis
323 i 2.5 09/95 - 10/99 125 kW	101 203 00	101 210 00	with standard chassis
318 tds, 328 i 01/95 - 10/99 66 -142 kW	101 203 00	101 210 00	with standard chassis
318 tds, 320 i, 325 tds, 328 i 01/95 - 10/99 66 -142 kW	101 208 00	101 213 00	with standard chassis; Heavy Duty Version .
325 tds 01/95 - 10/99 105 kW	101 203 00	101 210 00	with standard chassis

BMW 3 (E46)			
316 i 09/98 - 02/05 77 -85 kW	101 543 00	101 530 00	with standard chassis
316 i, 318 i 02/98 - 02/05 77 -105 kW	101 544 00	101 535 00	with standard chassis; Heavy Duty Version .
318 i 02/98 - 02/05 87 -105 kW	101 543 00	101 532 00	with standard chassis
320 i 03/98 - 02/05 110 -125 kW	101 544 00	101 532 00	with standard chassis
325 xi, 330 xd, 330 xi 06/00 - 02/05 135 -170 kW	101 545 00	101 535 00	with standard chassis
318 d, 320 d, 323 i, 325 i, 328 i 02/98 - 02/05 85 -142 kW	101 544 00	101 534 00	with standard chassis
318 d, 320 d, 320 i, 323 i, 325 i, 328 i 02/98 - 02/05 85 -142 kW	101 542 00	101 535 00	with standard chassis; Heavy Duty Version .
330 d, 330 i 10/99 - 02/05 135 -170 kW	101 542 00	101 534 00	with standard chassis
330 d, 330 i 10/99 - 02/05 135 -170 kW	101 545 00	101 535 00	with standard chassis; Heavy Duty Version .

BMW 3 Coupe (E46)			
316 Ci 04/00 - 77 -85 kW	101 543 00	101 530 00	with standard chassis
316 Ci, 318 Ci 11/99 - 77 -110 kW	101 544 00	101 535 00	with standard chassis; Heavy Duty Version .
318 Ci 11/99 - 87 -110 kW	101 543 00	101 532 00	with standard chassis
330 xi 06/00 - 170 kW	101 545 00	101 535 00	with standard chassis




			
BMW			
BMW 3 Coupe (E46)			
320 Cd, 320 Ci, 323 Ci, 325 Ci, 328 Ci 04/99 - 110 -142 kW	101 544 00	101 534 00	with standard chassis
320 Cd, 320 Ci, 323 Ci, 325 Ci, 328 Ci 04/99 - 110 -142 kW	101 542 00	101 535 00	with standard chassis; Heavy Duty Version .
330 Cd, 330 ci 06/00 - 150 -170 kW	101 542 00	101 534 00	with standard chassis
330 Cd, 330 ci 06/00 - 150 -170 kW	101 545 00	101 535 00	with standard chassis; Heavy Duty Version .

BMW 3 Convertible (E46)			
318 Ci, 320 Cd, 320 Ci, 323 Ci, 325 Ci 09/00 - 105 -141 kW	101 544 00	101 535 00	with standard chassis
318 Ci, 320 Cd, 320 Ci, 323 Ci, 325 Ci 09/00 - 105 -141 kW	101 542 00		with standard chassis; Heavy Duty Version .
330 Cd, 330 Ci 06/00 - 150 -170 kW	101 542 00	101 535 00	with standard chassis
330 Cd, 330 Ci 06/00 - 150 -170 kW	101 545 00		with standard chassis; Heavy Duty Version .

BMW 3 Touring (E46)			
316 i, 318 i 09/01 - 02/05 85 -105 kW	101 543 00	101 532 00	with standard chassis
316 i, 318 i 09/01 - 02/05 85 -105 kW	101 544 00	101 535 00	with standard chassis; Heavy Duty Version .
320 i 10/99 - 02/05 110 -125 kW	101 544 00	101 532 00	with standard chassis
320 i 10/99 - 02/05 110 -125 kW	101 542 00	101 535 00	with standard chassis; Heavy Duty Version .
325 xi, 330 xd, 330 xi 06/00 - 02/05 135 -170 kW	101 545 00	101 535 00	with standard chassis
318 d, 320 d, 325 i, 328 i 10/99 - 02/05 85 -142 kW	101 544 00	101 535 00	with standard chassis
318 d, 320 d, 325 i, 328 i, 330 d, 330 i 06/00 - 02/05 85 -170 kW	101 545 00		with standard chassis; Heavy Duty Version .
330 d, 330 i 10/99 - 02/05 135 -170 kW	101 542 00	101 535 00	with standard chassis

BMW 3 (E90)			
316i, 318i, 320i 01/05 - 85 -125 kW	<i>101 266 00</i>	101 275 00	with standard chassis
316i, 318i, 320i 01/05 - 85 -125 kW	101 267 00	101 276 00	with standard chassis; Heavy Duty Version .
2.5 04/06 - 06/07 130 kW	<i>101 266 00</i>	101 276 00	with standard chassis
2.5 04/06 - 06/07 130 kW	101 267 00	101 257 00	with standard chassis; Heavy Duty Version .
320 si 05/06 - 127 kW	<i>101 266 00</i>	101 275 00	with standard chassis
320 si 05/06 - 127 kW	101 267 00	101 276 00	with standard chassis; Heavy Duty Version .
325i 01/05 - 160 kW	101 268 00	101 257 00	with standard chassis; Heavy Duty Version .



			
BMW			
BMW 3 (E90)			
330i 01/05 - 190 -200 kW	101 268 00	101 276 00	with standard chassis
330i 01/05 - 190 -200 kW	101 269 00	101 257 00	with standard chassis; Heavy Duty Version .
335i 09/06 - 225 kW	101 269 00	101 276 00	with standard chassis
335i 09/06 - 225 kW	101 280 00	101 257 00	with standard chassis; Heavy Duty Version .
316d, 318d, 320d, 325i 09/07 - 85 -160 kW	101 267 00	101 276 00	with standard chassis
316d, 318d, 320d 09/07 - 85 -135 kW	101 269 00	101 258 00	with standard chassis; Heavy Duty Version .
325d, 330d 09/05 - 145 -170 kW	101 269 00	101 257 00	with standard chassis
325d, 330d 09/05 - 145 -170 kW	101 280 00	101 258 00	with standard chassis; Heavy Duty Version .
330d, 335d 09/06 - 180 -210 kW	101 280 00	101 257 00	with standard chassis
330d, 335d 09/06 - 180 -210 kW	101 265 00	101 258 00	with standard chassis; Heavy Duty Version .
BMW 3 Touring (E91)			
316i, 318i, 320i, 330d 09/05 - 90 -180 kW	<i>101 266 00</i>	101 272 00	with standard chassis
316i, 318i, 320i, 330d 09/05 - 90 -180 kW	101 267 00	101 273 00	with standard chassis; Heavy Duty Version .
2.5 04/06 - 06/07 130 kW	101 267 00	101 272 00	with standard chassis
2.5 04/06 - 06/07 130 kW	101 268 00	101 273 00	with standard chassis; Heavy Duty Version .
316d, 318d, 320d, 325i, 330i 09/07 - 85 -200 kW	101 268 00	101 273 00	with standard chassis
316d, 318d, 320d, 325i, 330i 09/07 - 85 -200 kW	101 269 00		with standard chassis; Heavy Duty Version .
325d, 335i 09/06 - 145 -225 kW	101 280 00	101 273 00	with standard chassis
325d, 335i 09/06 - 145 -225 kW	101 265 00		with standard chassis; Heavy Duty Version .
330d 09/05 - 170 kW	101 269 00	101 273 00	with standard chassis
330d 09/05 - 170 kW	101 280 00		with standard chassis; Heavy Duty Version .
335d 09/06 - 210 kW	101 265 00	101 273 00	with standard chassis
BMW 3 Coupe (E92)			
2.0, 320i 11/06 - 110 -125 kW	<i>101 266 00</i>	101 259 00	with standard chassis
2.0, 320i 11/06 - 110 -125 kW	101 267 00	101 274 00	with standard chassis; Heavy Duty Version .
2.5 06/06 - 130 kW	101 267 00	101 259 00	with standard chassis

			
BMW			
BMW 3 Coupe (E92)			
2.5 06/06 - 130 kW	101 268 00	101 274 00	with standard chassis; Heavy Duty Version .
320d, 325i, 330i 09/06 - 130 -200 kW	101 267 00	101 274 00	with standard chassis
320d, 325i, 330i 09/06 - 130 -200 kW	101 268 00	101 275 00	with standard chassis; Heavy Duty Version .
325d, 330d 09/06 - 145 -180 kW	101 269 00	101 275 00	with standard chassis
325d, 330d 09/06 - 145 -180 kW	101 280 00	101 276 00	with standard chassis; Heavy Duty Version .



BMW 3 Convertible (E93)			
1.9, 320i 03/07 - 110 -125 kW	101 267 00	101 258 00	with standard chassis
1.9, 320i 03/07 - 110 -125 kW	101 268 00	101 270 00	with standard chassis; Heavy Duty Version .
2.5, 3.0, 320d, 325i, 330i 03/07 - 130 -200 kW	101 269 00	101 270 00	with standard chassis
2.5, 3.0, 320d, 325i, 330i 03/07 - 130 -200 kW	101 280 00	101 271 00	with standard chassis; Heavy Duty Version .
335i 03/07 - 225 kW	101 280 00	101 271 00	with standard chassis
335i 03/07 - 225 kW	101 265 00		with standard chassis; Heavy Duty Version .
330d 03/07 - 170 -180 kW	101 265 00	101 271 00	with standard chassis




BMW 5 (E12)			
518, 518i, 520, 520 i, 520/6, 525, 528, 528 i 08/73 - 08/81 66 -135 kW		101 510 00	with standard chassis
518, 518i, 520, 520 i 08/72 - 08/81 66 -96 kW		101 512 00	with standard chassis; Heavy Duty Version .
520/6 09/77 - 01/79 90 kW		101 512 00	with standard chassis; Heavy Duty Version .
520/6 02/79 - 05/81 90 kW	101 504 00	101 512 00	with standard chassis; Heavy Duty Version .
525, 528 08/73 - 12/78 107 -125 kW	101 504 00	101 512 00	with standard chassis; Heavy Duty Version .
525 01/79 - 05/81 110 kW		101 512 00	with standard chassis; Heavy Duty Version .
528 i 04/77 - 05/81 130 -135 kW	101 504 00	101 512 00	with standard chassis; Heavy Duty Version .

BMW 5 (E28)			
518, 518 i, 520 i, 524 d, 524 td, 525 e 2.7 06/81 - 12/87 63 -95 kW	101 567 00	101 572 00	with standard chassis
520 i, 524 d, 524 td, 525 e 2.7, 525 i 06/81 - 06/90 63 -110 kW	101 583 00		with standard chassis; Heavy Duty Version .
525 i, 528 i 06/81 - 12/87 110 -135 kW	101 583 00	101 572 00	with standard chassis

			
BMW			
BMW 5 (E34)			
520 i, 520 i 24V, 525 i, 525 i 24V, 530 i, 535 i 01/88 - 09/95 95 -155 kW	101 605 00	101 611 00	with standard chassis
520 i, 520 i 24V, 525 i, 525 i 24V, 530 i, 535 i 01/88 - 09/95 95 -155 kW		101 215 00	with standard chassis; Heavy Duty Version .
540 i V8 09/92 - 09/95 210 kW	101 209 00	101 214 00	with standard chassis
540 i V8 09/92 - 09/95 210 kW	101 220 00	101 215 00	with standard chassis; Heavy Duty Version .
BMW 5 Touring (E34)			
518 i, 520 i 11/91 - 01/97 83 -110 kW	101 228 00	101 234 00	with standard chassis
518 i, 520 i, 525 i, 525 td, 525 tds, 530 i V8, 540 i 09/92 - 01/97 83 -210 kW	101 220 00		with standard chassis; Heavy Duty Version .
525 i 11/91 - 01/97 141 kW	101 605 00	101 234 00	with standard chassis
530 i V8, 540 i 09/92 - 01/97 160 -210 kW	101 209 00	101 236 00	with standard chassis
525 td, 525 tds 12/91 - 01/97 85 -105 kW	101 605 00	101 235 00	with standard chassis
BMW 5 (E39)			
528 i, 530 d, 530 i, 535 i, 540 i 11/95 - 06/03 135 -210 kW	101 524 00	101 517 00	with standard chassis
520 d, 520 i, 523 i, 525 d, 525 i, 525 tds 01/96 - 06/03 100 -141 kW	101 523 00	101 517 00	with standard chassis
BMW 5 Touring (E39)			
520 i, 523 i, 525 d, 525 i, 525 tds, 530 d 08/98 - 05/04 100 -142 kW		101 553 00	with standard chassis; Heavy Duty Version .
520 d, 520 i, 523 i, 525 i 01/97 - 05/04 100 -141 kW	101 523 00	101 539 00	with standard chassis
525 d, 525 tds 03/97 - 05/04 105 -120 kW	101 523 00	101 516 00	with standard chassis
530 d 08/98 - 05/04 135 -142 kW	101 524 00	101 516 00	with standard chassis
BMW 5 (E60)			
520i, 523i, 525i 01/07 - 125 -160 kW	101 244 00	101 252 00	with standard chassis
520i, 523i, 525i 07/05 - 125 -160 kW	101 245 00	101 253 00	with standard chassis; Heavy Duty Version .
520d, 530i 07/05 - 110 -200 kW	101 245 00	101 252 00	with standard chassis
520d, 530i 07/05 - 110 -200 kW	101 246 00	101 253 00	with standard chassis; Heavy Duty Version .
525d, 535d, 540i, 545i, 550i 09/03 - 120 -270 kW	101 246 00	101 253 00	with standard chassis
530d 07/03 - 160 -173 kW	101 246 00	101 252 00	with standard chassis

				
BMW				
BMW 5 (E60)				
530d 07/03 -	160 -173 kW		101 253 00	with standard chassis; Heavy Duty Version .
BMW 5 Touring (E61)				
545i 06/04 -	245 kW	101 248 00		with standard chassis
520d, 520i, 523i, 525d, 525i, 530d, 530i, 535d, 550i 07/05 -	110 -270 kW	101 247 00		with standard chassis
520d, 520i, 523i, 525i, 530i 07/05 -	110 -200 kW	101 248 00		with standard chassis; Heavy Duty Version .
BMW 6 (E24)				
628 CSi, 630 CS, 633 CSi, 635 CSi 02/79 - 01/82	135 -160 kW	101 504 00	101 510 00	with standard chassis
628 CSi, 633 CSi, 635 CSi, 635i 02/82 - 10/89	135 -160 kW	101 586 00	101 573 00	with standard chassis
630 CS, 633 CSi, 635 CSi 04/76 - 01/79	135 -160 kW	101 585 00	101 510 00	with standard chassis
BMW 7 (E23)				
728, 728 i, 730, 732 i/733 i 05/77 - 01/79	125 -145 kW	101 563 00	101 577 00	with standard chassis
728 i, 732 i/733 i, 735 i 02/79 - 01/82	135 -160 kW	101 563 00	101 552 00	with standard chassis
728 i, 732 i/733 i, 735 i 02/79 - 01/82	135 -160 kW		101 510 00	with standard chassis; Heavy Duty Version .
728 i, 735 i 02/82 - 08/86	135 -160 kW		101 578 00	with standard chassis
745 i 04/80 - 01/82	185 kW	101 563 00	101 510 00	with standard chassis
745 i 02/82 - 08/86	185 kW		101 579 00	with standard chassis
BMW 7 (E32)				
730 i,iL, 730 i,iL V8, 735 i,iL 09/86 - 09/94	138 -162 kW	101 606 00	101 612 00	with standard chassis; mark: i
730 i,iL, 730 i,iL V8 12/86 - 09/94	138 -160 kW	101 608 00	101 510 00	with standard chassis; mark: iL
740 i,iL V8 04/92 - 09/94	210 kW	101 221 00	101 230 00	with standard chassis
740 i,iL V8 04/92 - 09/94	210 kW	101 222 00	101 217 00	with standard chassis; Heavy Duty Version .
740 i,iL V8 04/92 - 09/94	210 kW		101 510 00	with standard chassis; with ride height adjustment
750 i,iL V12 09/87 - 09/94	220 kW	101 608 00	101 510 00	with standard chassis
BMW 7 (E38)				
728 i,iL 08/95 - 11/01	142 kW	101 525 00	101 513 00	with standard chassis; mark: i
728 i,iL 08/95 - 11/01	142 kW	101 525 00	101 514 00	with standard chassis; mark: iL

			
BMW			
BMW 7 (E38)			
735 i,iL 01/96 - 11/01 173 kW	101 527 00	101 513 00	with standard chassis; mark: i
735 i,iL 01/96 - 11/01 173 kW	101 527 00	101 514 00	with standard chassis; mark: iL
735 i,iL 01/96 - 11/01 173 kW	101 527 00	101 518 00	with standard chassis; with ride height adjustment
740 i,iL 10/94 - 11/01 210 kW	101 528 00	101 513 00	with standard chassis; mark: i
740 i,iL 10/94 - 11/01 210 kW	101 528 00	101 514 00	with standard chassis; mark: iL
740 i,iL 10/94 - 11/01 210 kW	101 528 00	101 518 00	with standard chassis; with ride height adjustment
750 i,iL 12/94 - 11/01 240 kW	101 529 00	101 513 00	with standard chassis; mark: i
750 i,iL 12/94 - 11/01 240 kW	101 529 00	101 514 00	with standard chassis; mark: iL
750 i,iL 12/94 - 11/01 240 kW	101 529 00	101 518 00	with standard chassis; with ride height adjustment
725 tds 04/96 - 11/01 105 kW	101 525 00	101 513 00	with standard chassis
725 tds, 728 i,iL, 735 i,iL, 740 i,iL, 750 i,iL 12/94 - 11/01 105-240 kW	101 503 00	101 519 00	with standard chassis; Heavy Duty Version .
725 tds, 728 i,iL 08/95 - 11/01 105-142 kW		101 518 00	with standard chassis; with ride height adjustment
BMW 8 (E31)			
840 Ci, 840 i, 850 Ci, 850 CSi, 850 i,Ci 04/90 - 12/99 210-280 kW		101 219 00	with standard chassis; without M-technics
840 Ci, 840 i, 850 Ci, 850 CSi, 850 i,Ci 04/90 - 12/99 210-280 kW	101 224 00		with standard chassis; without M-technics; Heavy Duty Version .
BMW X5 (E53)			
3.0 i 05/00 - 163-170 kW	101 980 00	101 990 00	with standard chassis
3.0 i 05/00 - 163-170 kW	101 981 00	101 990 00	with standard chassis; Heavy Duty Version .
3.0 d, 4.4 i, 4.6 is 05/00 - 135-255 kW	101 981 00	101 990 00	with standard chassis
BMW Z3			
1.8, 1.9 10/95 - 03/99 85-103 kW	101 546 00	101 531 00	with standard chassis
2.0, 2.2, 2.8, 3.0 04/97 - 01/03 110-170 kW	101 547 00	101 537 00	with standard chassis
BMW Z3 Coupe			
2.8, 3.0 07/97 - 06/03 141-170 kW	101 548 00	101 538 00	with standard chassis
BMW 02 (E10)			
1600/2, 1802, 2002 12/67 - 07/75 63-74 kW	101 202 00		with standard chassis; Heavy Duty Version .

			
--	---	---	---

BMW
CHEVROLET
CHEVROLET AVEO Saloon

1.2 03/06 -	53 -62 kW	871 900 00	871 378 00	with standard chassis
1.4 03/06 -	69 -74 kW	871 889 00	871 378 00	with standard chassis

CHEVROLET CORSA

1.4 GLS 08/94 - 07/97	44 kW	774 402 00	774 410 00	with standard chassis
1.4 GLS 08/94 - 07/97	44 kW	774 202 00	774 436 00	with standard chassis; Heavy Duty Version .
1.6 GLS, 1.6 GS 08/94 - 07/02	68 -75 kW		774 436 00	with standard chassis; Heavy Duty Version .
1.6 GLS, 1.6 GS 08/94 - 07/02	68 -75 kW	774 403 00		with standard chassis
1.7 D 08/00 - 07/02	44 kW	774 449 00	774 410 00	with standard chassis
1.7 D 08/00 - 07/02	44 kW	774 202 00	774 436 00	with standard chassis; Heavy Duty Version .

CHEVROLET EVANDA

2.0 03/05 -	96 kW	871 864 00	871 430 00	with standard chassis; manual transmission
2.0 03/05 -	96 kW	871 391 00	871 430 00	with standard chassis; automatic transmission

CHEVROLET KALOS




1.2 03/05 - 12/05	53 kW	871 902 00	871 865 00	-> CH.Nr.: 602984; with standard chassis
1.2 01/06 -	53 kW	871 900 00	871 378 00	CH.Nr.: 602985 ->; with standard chassis
1.4, 1.4 16V 03/05 - 12/05	61 -69 kW	871 889 00	871 865 00	-> CH.Nr.: 602984; with standard chassis
1.4, 1.4 16V 01/06 -	61 -69 kW	871 889 00	871 378 00	CH.Nr.: 602985 ->; with standard chassis

CHEVROLET KALOS Saloon

1.2 03/05 - 12/05	53 kW	871 902 00	871 865 00	-> CH.Nr.: 602984; with standard chassis
1.2 01/06 -	53 kW	871 900 00	871 378 00	CH.Nr.: 602985 ->; with standard chassis
1.4, 1.4 16V 03/05 - 12/05	61 -69 kW	871 889 00	871 865 00	-> CH.Nr.: 602984; with standard chassis
1.4, 1.4 16V 01/06 -	61 -69 kW	871 889 00	871 378 00	CH.Nr.: 602985 ->; with standard chassis

CHEVROLET LACETTI

1.4 16V, 1.6 03/05 -	70 -80 kW	871 394 00	871 399 00	with standard chassis
1.8 03/05 -	89 -90 kW	871 395 00	871 399 00	with standard chassis; manual transmission

			
CHEVROLET			
CHEVROLET LACETTI			
1.8 03/05 -	89 -90 kW	871 396 00	871 399 00 with standard chassis; automatic transmission
2.0 D 01/07 -	89 kW	871 397 00	871 432 00 with standard chassis; manual transmission
2.0 D 01/07 -	89 kW	871 882 00	871 432 00 with standard chassis; automatic transmission

CHEVROLET MATIZ			
0.8, 1.0 03/05 -	38 -49 kW	871 392 00	871 393 00 with standard chassis




CHEVROLET NUBIRA Saloon			
1.4, 1.5, 1.6 01/05 -	69 -80 kW	871 394 00	871 410 00 with standard chassis
1.8 03/05 -	89 -90 kW	871 395 00	871 410 00 with standard chassis; manual transmission
1.8 03/05 -	90 kW	871 396 00	871 410 00 with standard chassis; automatic transmission
2.0, 2.0 D 01/05 -	88 -89 kW	871 397 00	871 432 00 with standard chassis; manual transmission
2.0, 2.0 D 01/05 -	88 -89 kW	871 882 00	871 432 00 with standard chassis; automatic transmission




CHEVROLET NUBIRA Estate			
1.5, 1.6, 1.8 01/05 -	78 -90 kW	871 398 00	871 413 00 with standard chassis; manual transmission
1.6, 1.8 03/05 -	80 -90 kW	871 884 00	871 413 00 with standard chassis; automatic transmission
2.0, 2.0 D 01/05 -	88 -89 kW	871 397 00	871 417 00 with standard chassis; manual transmission
2.0, 2.0 D 01/05 -	88 -89 kW	871 882 00	871 417 00 with standard chassis; automatic transmission

CHEVROLET REZZO			
1.6, 2.0 03/05 -	77 -90 kW	871 390 00	871 379 00 with standard chassis




CHEVROLET SPARK			
0.8, 1.0 SX 05/05 -	37 -46 kW	871 392 00	871 393 00 with standard chassis

CITROËN			
CITROËN BERLINGO (MF)			
1.1 i, 1.4 i 07/96 - 12/01	44 -55 kW	871 380 00	with standard chassis
1.1 i, 1.4 i, 1.6 16V 07/96 - 12/01	44 -80 kW	871 360 00	with standard chassis; with AC
1.1 i, 1.4 i 07/96 - 12/01	44 -55 kW	871 380 00	with standard chassis; with ABS; with power steering
1.1 i, 1.4 i 07/96 - 12/01	44 -55 kW	871 365 00	with standard chassis; Heavy Duty Version .
1.1 i, 1.4 i, 1.6 16V 07/96 - 12/01	44 -80 kW	871 360 00	with off-road suspension

			
CITROËN			
CITROËN BERLINGO (MF)			
1.1 i, 1.4, 1.4 bivalent, 1.4 i, 1.4 i bivalent 01/02 - 44 -55 kW	871 386 00		with standard chassis
1.1 i, 1.4, 1.4 bivalent, 1.4 i, 1.4 i bivalent 01/02 - 44 -55 kW	871 385 00		with standard chassis; with AC
1.1 i 01/02 - 44 kW	871 389 00		with standard chassis; Heavy Duty Version .
1.4, 1.4 bivalent, 1.4 i, 1.4 i bivalent 01/02 - 48 -55 kW	871 388 00		with standard chassis; Heavy Duty Version .; without AC
1.4 i 07/96 - 12/01 55 kW	871 386 00		with standard chassis; without AC; equipment: Multispace
1.4 i 07/96 - 12/01 55 kW	871 385 00		with standard chassis; with AC; equipment: Multispace
1.6 16V 10/00 - 12/01 80 kW	871 380 00		with standard chassis
1.6 16V 10/00 - 12/01 80 kW	871 367 00		with standard chassis; Heavy Duty Version .
1.6 16V 10/00 - 12/01 80 kW	871 382 00		with standard chassis; without AC; equipment: Multispace
1.6 16V, 2.0 HDI 90 12/99 - 12/01 66 -80 kW	871 185 00		with standard chassis; with AC; equipment: Multispace
1.6, 1.6 16V 01/02 - 80 -81 kW	871 385 00		with standard chassis
1.6, 1.6 16V 01/02 - 80 -81 kW			with standard chassis; Heavy Duty Version .
1.6, 1.6 16V 01/02 - 80 -81 kW	871 401 00		with off-road suspension
1.8 i 05/97 - 12/01 66 kW	871 360 00		with standard chassis
1.8 i 05/97 - 12/01 66 kW	871 367 00		with standard chassis; Heavy Duty Version .
1.8 i 05/97 - 12/01 66 kW	871 385 00		with off-road suspension
1.6 HDi, 1.6 HDI 75, 1.6 HDI 90 01/02 - 55 -80 kW			with standard chassis
1.6 HDi, 1.6 HDI 75, 1.6 HDI 90 01/02 - 55 -80 kW	871 388 00		with standard chassis; with AC
1.6 HDi, 1.6 HDI 75, 1.6 HDI 90, 1.9 D 01/02 - 50 -80 kW	871 400 00		with standard chassis; Heavy Duty Version .
1.6 HDi, 1.6 HDI 75, 1.6 HDI 90, 1.9 D 01/02 - 50 -80 kW	871 401 00		with off-road suspension
1.8 D, 1.8 X 11/96 - 12/01 43 -44 kW	871 360 00		with standard chassis
1.8 D, 1.8 X 11/96 - 12/01 43 -44 kW	871 365 00		with standard chassis; Heavy Duty Version .
1.8 D, 1.8 X, 1.9 D 07/96 - 12/01 43 -51 kW	871 367 00		with off-road suspension
1.9 D 07/96 - 12/01 50 -51 kW	871 360 00		with standard chassis
1.9 D 07/96 - 12/01 50 -51 kW	871 365 00		with standard chassis; Heavy Duty Version .

				
CITROËN				
CITROËN BERLINGO (MF)				
1.9 D 01/02 -	50 -51 kW	871 385 00		with standard chassis
1.9 D 01/02 -	50 -51 kW			with standard chassis; with AC
1.9 D 01/02 -	50 -51 kW	871 388 00		with standard chassis; with AC; equipment: multifunctional roof
2.0 HDI 90 12/99 - 12/01	66 kW	871 464 00		with standard chassis
2.0 HDI 90 01/02 -	66 kW	871 388 00		with standard chassis
2.0 HDI 90 01/02 -	66 kW	871 400 00		with standard chassis; Heavy Duty Version .
2.0 HDI 90 01/02 -	66 kW	871 464 00		with off-road suspension
2.0 HDI 90 12/99 - 12/01	66 kW	871 383 00		with standard chassis; without AC; equipment: Multispace
2.0 HDi 11/02 - 10/05	66 kW	871 388 00		with standard chassis; without AC
2.0 HDi 11/02 - 10/05	66 kW	871 404 00		with standard chassis; Heavy Duty Version .; without AC
2.0 HDi 11/02 - 10/05	66 kW	871 400 00		with standard chassis; with AC
2.0 HDi 11/02 - 10/05	66 kW	871 464 00		with off-road suspension; with AC
CITROËN BERLINGO Box (M_)				
1.1 i 07/96 - 12/01	44 kW	871 380 00		with standard chassis; To Payload 475 kg
1.1 i 07/96 - 12/01	44 kW	871 280 00		with off-road suspension; To Payload 475 kg
1.1 i, 1.4 i 07/96 - 12/01	44 -55 kW	871 349 00		with standard chassis; To Payload 600 kg
1.1 i, 1.4 i 07/96 - 12/01	44 -55 kW	871 380 00		with standard chassis; To Payload 600 kg; with ABS
1.1 i, 1.4 i 07/96 - 12/01	44 -55 kW	871 280 00		with standard chassis; To Payload 600 kg; with AC
1.1 i, 1.4 i 07/96 - 12/01	44 -55 kW	871 360 00		with off-road suspension; To Payload 600 kg
1.1 i, 1.4 i 07/96 - 12/01	44 -55 kW	871 360 00		with off-road suspension; To Payload 600 kg; with AC
1.1 i 01/02 -	44 kW	871 388 00		with standard chassis; To Payload 600 kg
1.1 i 01/02 -	44 kW	871 388 00		with off-road suspension; To Payload 600 kg
1.4, 1.4 bivalent, 1.4 i, 1.4 i bivalent 01/02 -	48 -55 kW	871 389 00		with standard chassis; To Payload 600 kg
1.4, 1.4 bivalent, 1.4 i, 1.4 i bivalent 01/02 -	48 -55 kW	871 389 00		with off-road suspension; To Payload 600 kg
1.4, 1.4 bivalent, 1.4 i, 1.4 i bivalent 01/02 -	48 -55 kW	871 386 00		with standard chassis; To Payload 600 kg; with AC
1.4, 1.4 bivalent, 1.4 i, 1.4 i bivalent 01/02 -	48 -55 kW	871 388 00		with off-road suspension; To Payload 600 kg; with AC




			
CITROËN			
CITROËN BERLINGO Box (M_)			
1.4, 1.4 bivalent, 1.4 i, 1.4 i bivalent 01/02 - 48 -55 kW	871 364 00		with off-road suspension; To Payload 800 kg; with AC
1.4 i 07/96 - 12/01 55 kW	871 364 00		with standard chassis; From Payload 601 kg
1.6 16V 10/00 - 12/01 80 kW	871 364 00		with standard chassis; To Payload 800 kg
1.6 HDI 75, 1.6 HDI 90 01/02 - 55 -66 kW			with standard chassis; To Payload 800 kg
1.6 HDI 75, 1.6 HDI 90 01/02 - 55 -66 kW	871 388 00		with standard chassis; To Payload 800 kg; with AC
1.8 D, 1.8 i, 1.9 D, 1.9 D 70 07/96 - 12/01 43 -66 kW	871 360 00		with standard chassis; To Payload 600 kg
1.8 D, 1.8 i, 1.9 D, 1.9 D 70 07/96 - 12/01 43 -66 kW	871 365 00		with standard chassis; To Payload 600 kg; with AC
1.8 D, 1.8 i, 1.9 D, 1.9 D 70 07/96 - 12/01 43 -66 kW	871 367 00		with off-road suspension; To Payload 600 kg
1.8 D, 1.8 i, 1.9 D, 1.9 D 70, 2.0 HDI 90 07/96 - 12/01 43 -66 kW	871 361 00		with standard chassis; From Payload 601 kg
1.8 D, 1.8 i, 1.9 D, 1.9 D 70, 2.0 HDI 90 07/96 - 12/01 43 -66 kW	871 366 00		with standard chassis; From Payload 601 kg; with AC
1.8 D, 1.9 D, 1.9 D 70 01/02 - 43 -51 kW	871 385 00		with standard chassis; To Payload 600 kg
1.8 D, 1.9 D, 1.9 D 70 01/02 - 43 -51 kW			with standard chassis; To Payload 600 kg; with AC
1.8 D, 1.9 D, 1.9 D 70 01/02 - 43 -51 kW	871 388 00		with off-road suspension; To Payload 600 kg
1.8 D, 1.9 D, 1.9 D 70 01/02 - 43 -51 kW	871 401 00		with off-road suspension; To Payload 600 kg; with AC
1.8 D, 1.9 D, 1.9 D 70, 2.0 HDI 90 01/02 - 43 -66 kW	871 364 00		with standard chassis; To Payload 800 kg
2.0 HDI 90 12/99 - 12/01 66 kW	871 462 00		with standard chassis; To Payload 600 kg
2.0 HDI 90 12/99 - 12/01 66 kW	871 464 00		with standard chassis; To Payload 600 kg; with AC
2.0 HDI 90 12/99 - 12/01 66 kW	871 464 00		with off-road suspension; To Payload 600 kg
2.0 HDI 90 12/99 - 12/01 66 kW	871 464 00		with off-road suspension; To Payload 600 kg; with AC
2.0 HDI 90 01/02 - 66 kW	871 367 00		with standard chassis; To Payload 600 kg
2.0 HDI 90 01/02 - 66 kW	871 388 00		with standard chassis; To Payload 600 kg; with AC
CITROËN C1 (PM_, PN_)			
1.0 06/05 - 50 kW	871 007 00	871 014 00	with standard chassis
1.0 06/05 - 50 kW	871 008 00	871 014 00	with standard chassis; Heavy Duty Version .
1.4 HDi 06/05 - 40 kW	871 008 00	871 014 00	with standard chassis

			
CITROËN			
CITROËN C2 (JM_)			
1.1, 1.4, 1.4 16V, 1.4 HDi, 1.6, 1.6 HDi 09/03 - 44 -80 kW	871 002 00	871 011 00	with standard chassis
1.1, 1.4, 1.4 16V, 1.4 HDi, 1.6, 1.6 HDi 09/03 - 44 -80 kW	871 003 00	871 012 00	with standard chassis; Heavy Duty Version .
1.6 VTS 01/05 - 90 kW	871 003 00	871 011 00	with standard chassis
1.6 VTS 01/05 - 90 kW		871 012 00	with standard chassis; Heavy Duty Version .

CITROËN C3 (FC_)			
1.1 i, 1.4 16V, 1.4 16V HDi, 1.4 Bioflex, 1.4 HDi, 1.4 i, 1.4 i Bivalent 02/02 - 44 -66 kW	871 004 00	871 012 00	with standard chassis
1.1 i, 1.4 16V, 1.4 16V HDi, 1.4 Bioflex, 1.4 HDi, 1.4 i, 1.4 i Bivalent 02/02 - 44 -66 kW	871 005 00	871 013 00	with standard chassis; Heavy Duty Version .
1.6 16V, 1.6 16V HDi, 1.6 Bioflex 02/02 - 66 -83 kW	871 005 00	871 012 00	with standard chassis
1.6 16V, 1.6 16V HDi, 1.6 Bioflex 02/02 - 66 -83 kW	871 006 00	871 013 00	with standard chassis; Heavy Duty Version .

CITROËN C3 Pluriel (HB_)			
1.4, 1.4 HDi, 1.6 05/03 - 50 -80 kW	871 006 00	871 013 00	with standard chassis




CITROËN C4 (LC_)			
1.4 16V 11/04 - 65 kW	871 428 00	871 099 00	with standard chassis; without panorama sunroof
1.4 16V 11/04 - 65 kW	871 428 00	871 115 00	with standard chassis; with panorama sunroof
1.4 16V 11/04 - 65 kW		871 096 00	with standard chassis; Heavy Duty Version .
1.6 16V, 1.6 16V Bio-Flex 11/04 - 80 kW	871 427 00		with standard chassis; manual transmission
1.6 16V, 1.6 16V Bio-Flex, 1.6 16V 11/04 - 80 kW	871 425 00		with standard chassis; automatic transmission
1.6 16V, 1.6 16V Bio-Flex, 1.6 16V 11/04 - 80 kW		871 099 00	with standard chassis; without panorama sunroof
1.6 16V, 1.6 16V Bio-Flex, 1.6 16V 11/04 - 80 kW		871 115 00	with standard chassis; with panorama sunroof
1.6 16V, 1.6 16V Bio-Flex, 1.6 16V 11/04 - 80 kW		871 096 00	with standard chassis; Heavy Duty Version .
2.0 16V 11/04 - 130 kW	871 426 00	871 098 00	with standard chassis
1.6 HDi, 2.0 16V 11/04 - 66 -103 kW	871 423 00	871 099 00	with standard chassis; without panorama sunroof
1.6 HDi 11/04 - 66 kW	871 425 00	871 099 00	with standard chassis; with panorama sunroof
1.6 HDi, 2.0 16V 11/04 - 66 -103 kW		871 096 00	with standard chassis; Heavy Duty Version .
1.6 HDi 11/04 - 80 kW	871 425 00	871 099 00	with standard chassis
1.6 HDi 11/04 - 80 kW		871 096 00	with standard chassis; Heavy Duty Version .

			
CITROËN			
CITROËN C4 (LC_)			
2.0 HDi 11/04 -	100 -103 kW	871 427 00	871 099 00 with standard chassis
2.0 HDi 11/04 -	100 kW		871 096 00 with standard chassis; Heavy Duty Version .
2.0 HDi 07/08 -	103 kW		871 096 00 with standard chassis; Heavy Duty Version .

CITROËN C4 Coupe (LA_)			
1.4 16V 11/04 -	65 kW	871 428 00	871 099 00 with standard chassis; without panorama sunroof
1.4 16V 11/04 -	65 kW	871 428 00	871 115 00 with standard chassis; with panorama sunroof
1.4 16V 11/04 -	65 kW		871 096 00 with standard chassis; Heavy Duty Version .
1.6 16V 11/04 -	80 kW	871 427 00	with standard chassis; manual transmission
1.6 THP 150, 2.0 16V 11/04 -	100 -110 kW	871 423 00	871 099 00 with standard chassis; without panorama sunroof
1.6 THP 150, 2.0 16V 11/04 -	100 -110 kW	871 065 00	871 096 00 with standard chassis; Heavy Duty Version .
2.0 16V 11/04 -	130 kW	871 426 00	871 098 00 with standard chassis
1.6 HDi 11/04 -	66 kW	871 423 00	871 099 00 with standard chassis; without panorama sunroof
1.6 HDi 11/04 -	66 kW	871 425 00	871 099 00 with standard chassis; with panorama sunroof
1.6 HDi 11/04 -	66 kW		871 096 00 with standard chassis; Heavy Duty Version .
1.6 HDi 11/04 -	80 kW	871 425 00	871 099 00 with standard chassis
1.6 HDi 11/04 -	80 kW		871 096 00 with standard chassis; Heavy Duty Version .
2.0 HDi 11/04 -	100 -103 kW	871 427 00	871 099 00 with standard chassis
2.0 HDi 11/04 -	100 -103 kW		871 096 00 with standard chassis; Heavy Duty Version .

CITROËN C8 (EA_, EB_)			
2.0, 2.0 16V, 2.2 07/02 -	100 -116 kW	871 144 00	871 116 00 with standard chassis
2.0, 2.0 16V, 2.2 07/02 -	100 -116 kW		871 117 00 with standard chassis; Heavy Duty Version .
2.0 HDi 07/02 -	79 -120 kW	871 440 00	871 059 00 with standard chassis
2.0 HDi, 2.2 HDi, 3.0 V6 07/02 -	79 -150 kW		871 135 00 with standard chassis; Heavy Duty Version .
2.2 HDi 07/02 -	94 -125 kW	871 145 00	871 059 00 with standard chassis

CITROËN SAXO (S0, S1)			
1.0 X, 1.1 X,SX, 1.4 VTS 05/96 - 01/99	33 -55 kW	871 021 00	with standard chassis; without AC

			
--	---	---	---

CITROËN
CITROËN SAXO (S0, S1)

1.0 X, 1.1 X,SX, 1.5 D 02/99 - 09/03 37 -44 kW	871 281 00		with off-road suspension
1.1 X,SX 05/96 - 01/99 44 kW	871 021 00		with standard chassis; mark: Engine: TU1M
1.6 VTL,VTR 02/99 - 06/03 65 kW	871 281 00		with standard chassis; with AC; manual transmission
1.6 VTL,VTR 02/99 - 06/03 65 kW	871 281 00		with standard chassis; without AC; automatic transmission
1.6, 1.6 VTR, 1.6 VTS 02/96 - 09/03 66 -87 kW	871 022 00		with standard chassis
1.5 D 02/99 - 09/03 40 -42 kW	871 281 00		with standard chassis; without AC

CITROËN XSARA PICASSO (N68)

1.6, 1.6 16V, 1.8 16V, 1.8 SX 12/99 - 65 -85 kW	871 461 00		with standard chassis
1.6, 1.6 16V, 1.8 16V, 1.8 SX 12/99 - 65 -85 kW	871 462 00		with standard chassis; Heavy Duty Version .
2.0 16V 01/03 - 100 kW	871 464 00		with standard chassis
2.0 16V, 2.0 HDi 12/99 - 66 -100 kW	871 185 00		with standard chassis; Heavy Duty Version .
1.6 HDi 05/04 - 66 -80 kW	871 464 00		with standard chassis
2.0 HDi 12/99 - 66 kW	871 464 00		with standard chassis

CITROËN ZX Break (N2)




1.6 i, 1.8 i 10/93 - 10/97 65 -74 kW	871 349 00		with standard chassis
1.9 D, 1.9 TD 10/93 - 10/97 47 -66 kW	871 360 00		with standard chassis

DACIA
DACIA LOGAN

1.2 16V, 1.4, 1.4 Bifuel, 1.6, 1.6 MPI 85 09/04 - 55 -64 kW	871 220 00	871 231 00	with standard chassis
1.2 16V, 1.4, 1.4 Bifuel, 1.6, 1.6 MPI 85 09/04 - 55 -64 kW	871 262 00		with standard chassis; Heavy Duty Version .
1.5 dCi, 1.6 16V 09/05 - 48 -77 kW	871 262 00	871 231 00	with standard chassis

DACIA LOGAN MCV

1.4, 1.6, 1.6 LPG, 1.6 MPI 85 02/07 - 55 -64 kW	871 220 00	871 232 00	with standard chassis
1.4, 1.6, 1.6 LPG, 1.6 MPI 85 02/07 - 55 -64 kW	871 262 00		with standard chassis; Heavy Duty Version .
1.5 dCi, 1.6 16V, 1.6 16V Flexifuel 02/07 - 50 -77 kW	871 262 00	871 232 00	with standard chassis

			
DACIA			
DACIA LOGAN EXPRESS			
1.4, 1.6, 1.6 MPI 85 03/09 - 55 -64 kW	871 220 00	871 232 00	with standard chassis
1.4, 1.6, 1.6 MPI 85 03/09 - 55 -64 kW	871 262 00		with standard chassis; Heavy Duty Version .
1.5 dCi 03/09 - 50 -65 kW	871 262 00	871 232 00	with standard chassis

DACIA LOGAN Pickup			
1.4, 1.6, 1.6 MPI 85 03/08 - 55 -64 kW	871 220 00	871 232 00	with standard chassis
1.4, 1.6, 1.6 MPI 85 03/08 - 55 -64 kW	871 262 00		with standard chassis; Heavy Duty Version .
1.5 dCi 03/08 - 50 -65 kW	871 262 00	871 232 00	with standard chassis

DACIA SANDERO			
1.2 16V, 1.4, 1.4 MPI LPG, 1.6, 1.6 MPI 85 06/08 - 53 -64 kW	871 263 00	871 233 00	with standard chassis
1.2 16V, 1.4, 1.4 MPI LPG, 1.6, 1.6 MPI 85 06/08 - 53 -64 kW	871 262 00	871 234 00	with standard chassis; Heavy Duty Version .
1.5 dCi 11/08 - 50 -65 kW	871 262 00	871 234 00	with standard chassis

DAEWOO			
DAEWOO ESPERO (KLEJ)			
1.5, 1.5 16V, 1.8, 2.0 10/93 - 09/99 55 -81 kW	872 502 00	872 513 00	with standard chassis

DAEWOO KALOS (KLAS)			
1.2 04/03 - 53 kW	871 902 00		with standard chassis
1.4, 1.4 16V 09/02 - 61 -69 kW	871 889 00		with standard chassis




DAEWOO KALOS Saloon (KLAS)			
1.4, 1.5 11/02 - 12/04 61 -69 kW	871 889 00		with standard chassis

DAEWOO MATIZ (KLYA)			
0.8, 1.0 09/98 - 38 -47 kW	872 500 00	872 510 00	with standard chassis

DAEWOO NEXIA (KLETN)			
1.5, 1.5 16V 02/95 - 08/97 44 -66 kW	872 502 00	872 513 00	with standard chassis

DAEWOO NEXIA Saloon (KLETN)			
1.5, 1.5 16V 02/95 - 08/97 44 -66 kW	872 502 00	872 513 00	with standard chassis

DAEWOO NEXIA Saloon			
1.5 07/08 - 59 kW	872 502 00	872 513 00	with standard chassis

			
--	---	---	---

DAEWOO

DAEWOO NEXIA Saloon

1.6 07/08 - 80 kW	774 424 00	774 413 00	with standard chassis; Heavy Duty Version .
-----------------------------	-------------------	-------------------	---

DAEWOO NUBIRA (KLAJ)

1.6, 1.6 16V, 1.8, 2.0 16V, 2.0 CDX 05/97 - 70 -98 kW	872 501 00	872 511 00	with standard chassis
---	-------------------	-------------------	-----------------------

DAEWOO NUBIRA Saloon (KLAJ)

1.5 SE, 1.6 16V, 1.8, 2.0, 2.0 16V 05/97 - 70 -98 kW	872 501 00	872 511 00	with standard chassis
--	-------------------	-------------------	-----------------------

DAEWOO NUBIRA Wagon (KLAJ)

1.6 16V, 1.8, 2.0 16V 05/97 - 66 -98 kW	872 501 00	872 512 00	with standard chassis
---	-------------------	-------------------	-----------------------

DAEWOO NUBIRA Saloon (KLAN)

1.4, 1.6, 1.8 07/03 - 69 -90 kW	872 501 00	872 512 00	with standard chassis
---	-------------------	-------------------	-----------------------

DAEWOO NUBIRA Wagon (KLAN)

1.6, 1.8 07/03 - 70 -90 kW	872 501 00	872 512 00	with standard chassis
--------------------------------------	-------------------	-------------------	-----------------------

DAIHATSU

DAIHATSU CUORE VI (L7_)

1.0 i 10/98 - 05/03 41 kW	872 747 00	872 611 00	with standard chassis
-------------------------------------	-------------------	-------------------	-----------------------

DAIHATSU SIRION (M1)

1.0 i 04/98 - 01/05 41 -43 kW	872 749 00	872 613 00	with standard chassis
---	-------------------	-------------------	-----------------------

DAIHATSU SIRION (M3_)

1.0 01/05 - 51 kW	872 766 00	872 630 00	with standard chassis
1.3 01/05 - 64 kW	872 767 00	872 630 00	with standard chassis; manual transmission




FIAT

FIAT BARCHETTA (183)




1.8 16V 04/95 - 96 kW	871 338 00	871 780 00	with standard chassis
---------------------------------	-------------------	-------------------	-----------------------




FIAT BRAVA (182)

1.2 16V 80 12/98 - 10/01 59 -60 kW	871 727 00	871 331 00	with standard chassis
1.4, 1.4 12 V 10/95 - 10/01 55 -59 kW	871 727 00	871 331 00	with standard chassis
1.6 16V 10/95 - 10/01 66 -76 kW	871 727 00	871 331 00	with standard chassis
1.6 16V 10/95 - 12/02 66 -76 kW	871 318 00		with standard chassis; Heavy Duty Version .

			
FIAT			
FIAT BRAVA (182)			
1.8 GT 16V 10/95 - 12/98 83 kW	871 727 00		with standard chassis
1.8 GT 16V 01/99 - 10/01 83 kW	871 727 00	871 331 00	with standard chassis
1.8 GT 16V 10/95 - 10/01 83 kW	871 318 00		with standard chassis; Heavy Duty Version .
1.9 D, 2.0 10/95 - 10/01 48 -113 kW	871 727 00	871 331 00	with standard chassis
1.9 D, 2.0 10/95 - 10/01 48 -113 kW	871 318 00		with standard chassis; Heavy Duty Version .
1.9 TD 100 S, 1.9 TD 75 S 03/96 - 10/01 55 -74 kW	871 318 00	871 331 00	with standard chassis
1.9 JTD, 1.9 JTD 105 12/98 - 10/01 74 -77 kW	871 318 00	871 331 00	with standard chassis
1.9 JTD, 1.9 JTD 105, 1.9 TD 100 S, 1.9 TD 75 S 03/96 - 10/01 55 -77 kW	871 741 00		with standard chassis; Heavy Duty Version .

FIAT BRAVO (182)			
1.2 16V 80 12/98 - 10/01 59 -60 kW	871 727 00	871 331 00	with standard chassis
1.4 10/95 - 10/01 55 -59 kW	871 727 00		with standard chassis
1.6 16V 10/95 - 10/01 66 -76 kW	871 727 00		with standard chassis
1.6, 1.6 16V 01/99 - 02/02 66 -76 kW	871 318 00		with standard chassis; Heavy Duty Version .
1.8 GT 10/95 - 12/98 83 kW	871 727 00		with standard chassis
1.8 GT 10/95 - 12/98 83 kW	871 318 00	871 331 00	with standard chassis; Heavy Duty Version .
1.8 GT 01/99 - 10/01 83 kW	871 727 00	871 331 00	with standard chassis
1.8 GT 01/99 - 10/01 83 kW	871 318 00		with standard chassis; Heavy Duty Version .
2.0 HGT 20V 10/95 - 10/01 108 -113 kW	871 663 00		with standard chassis
1.9 D 10/95 - 10/01 48 kW	871 727 00	871 331 00	with standard chassis
1.9 D 10/95 - 10/01 48 kW	871 318 00		with standard chassis; Heavy Duty Version .
1.9 TD 100 S, 1.9 TD 75 S 03/96 - 12/98 55 -74 kW	871 318 00	871 331 00	with standard chassis
1.9 TD 100 S, 1.9 TD 75 S 01/99 - 10/01 55 -74 kW	871 318 00	871 331 00	with standard chassis
1.9 TD 100 S, 1.9 TD 75 S 03/96 - 10/01 55 -74 kW	871 741 00	871 331 00	with standard chassis; Heavy Duty Version .
1.9 JTD, 1.9 JTD 105 12/98 - 10/01 74 -77 kW	871 318 00	871 331 00	with standard chassis
1.9 JTD, 1.9 JTD 105 12/98 - 10/01 74 -77 kW	871 741 00	871 331 00	with standard chassis; Heavy Duty Version .




			
FIAT			
FIAT BRAVO (198)			
1.4, 1.4 16V, 1.4 LPG, 1.4 T-Jet, 1.8 16V, 1.9 D Multijet 11/06 - 66 -110 kW		871 375 00	with standard chassis
1.4, 1.4 16V, 1.4 LPG, 1.4 T-Jet, 1.8 16V 04/07 - 66 -110 kW		871 375 00	with standard chassis; with AC
1.4, 1.4 16V, 1.4 LPG, 1.4 T-Jet, 1.8 16V 04/07 - 66 -110 kW		871 375 00	with standard chassis; equipment: elek. Schiebedach
FIAT CINQUECENTO (170)			
0.7, 0.7 i, 0.9, 0.9 i.e., 0.9 i.e. S 07/91 - 07/99 22 -30 kW	871 105 00	871 118 00	with standard chassis
FIAT CROMA (154)			
2000 CHT, 2000 i.e. 12/85 - 09/92 66 -88 kW		871 130 00	with standard chassis
1900 Turbo D i.d., 2500 TD, 2500 TDE 12/85 - 08/96 66 -85 kW	871 141 00	871 130 00	with standard chassis
FIAT CROMA (194)			
2.2 16V 06/05 - 108 kW	871 660 00	871 374 00	with standard chassis; manual transmission
2.2 16V 06/05 - 108 kW	871 661 00	871 374 00	with standard chassis; automatic transmission
1.9 D Multijet 06/05 - 85 -110 kW	871 661 00	871 374 00	with standard chassis
FIAT DOBLO Cargo (223)			
1.2 03/01 - 48 kW	871 820 00		with standard chassis
1.4 10/05 - 57 kW	871 820 00		with standard chassis; To Payload 655 kg
1.4 10/05 - 57 kW	871 826 00		with standard chassis; To Payload 775 kg
1.6 16V 10/01 - 12/05 76 kW	871 821 00		with standard chassis
1.6 16V 01/06 - 76 kW	871 821 00		with standard chassis
1.6 Natural Power 09/02 - 76 kW	871 822 00		with standard chassis; To Payload 655 kg
1.3 JTD 16V 05/04 - 51 kW	871 826 00		with standard chassis
1.3 JTD 16V, 1.9 JTD 07/03 - 51 -77 kW	871 827 00		with standard chassis; Vehicle Production Country: Spain
1.3 JTD 16V, 1.9 JTD 07/03 - 51 -77 kW	871 822 00		with standard chassis; with AC; Vehicle Production Country: Spain
1.9 D 03/01 - 12/01 46 kW	871 826 00		with standard chassis
1.9 D 01/02 - 46 kW	871 821 00		with standard chassis
1.9 JTD 10/01 - 74 -77 kW	871 745 00		with standard chassis

			
FIAT			
FIAT IDEA			
1.2 16V 01/04 - 59 kW	871 541 00	871 170 00	with standard chassis
1.4, 1.4 16V 01/04 - 57 -70 kW	871 541 00	871 170 00	with standard chassis
1.3 JTD 01/04 - 51 kW	871 542 00	871 170 00	with standard chassis
1.3 D Multijet, 1.9 JTD 01/04 - 66 -74 kW		871 170 00	with standard chassis




FIAT MAREA (185)			
1.2 16V, 1.4 80 12V, 1.6, 1.6 100 16V, 1.6 100 16V Bipower, 1.6 SX 09/96 - 59 -78 kW	871 782 00	871 339 00	with standard chassis
1.2 16V, 1.4 80 12V, 1.6, 1.6 100 16V, 1.6 100 16V Bipower, 1.6 16V, 1.6 SX 04/97 - 59 -78 kW	871 526 00		with standard chassis; Heavy Duty Version .
1.8, 1.8 115 16V 09/96 - 83 -97 kW	871 526 00	871 339 00	with standard chassis
1.8, 1.8 115 16V 09/96 - 83 -97 kW	871 525 00		with standard chassis; Heavy Duty Version .
2.0, 2.0 150 20V, 2.0 155 20V, 2.4 04/99 - 108 -134 kW	871 789 00	871 339 00	with standard chassis
1.9 JTD 105, 1.9 JTD 110, 1.9 TD 100, 1.9 TD 75 09/96 - 55 -81 kW	871 525 00	871 339 00	with standard chassis
1.9 JTD 105, 1.9 JTD 110, 1.9 TD 100, 1.9 TD 75 09/96 - 55 -81 kW	871 789 00		with standard chassis; Heavy Duty Version .
2.4 JTD 130, 2.4 TD 125 09/96 - 91 -96 kW	871 789 00	871 339 00	with standard chassis

FIAT MAREA Weekend (185)			
1.2 16V, 1.4 80 12V, 1.6, 1.6 100 16V 09/96 - 59 -78 kW	871 782 00	871 153 00	with standard chassis
1.2 16V, 1.4 80 12V, 1.6, 1.6 100 16V 09/96 - 59 -78 kW	871 526 00		with standard chassis; Heavy Duty Version .
1.8, 1.8 115 16V 09/96 - 83 -97 kW	871 526 00	871 153 00	with standard chassis
1.8, 1.8 115 16V 09/96 - 83 -97 kW	871 525 00		with standard chassis; Heavy Duty Version .
2.0, 2.0 150 20V, 2.0 155 20V, 2.4 04/99 - 108 -134 kW	871 789 00	871 153 00	with standard chassis
1.9 JTD 105, 1.9 JTD 110, 1.9 TD 100, 1.9 TD 75 09/96 - 55 -81 kW	871 525 00	871 153 00	with standard chassis
1.9 JTD 105, 1.9 JTD 110, 1.9 TD 100, 1.9 TD 75 09/96 - 55 -81 kW	871 789 00		with standard chassis; Heavy Duty Version .
2.4 JTD 130, 2.4 TD 125 09/96 - 91 -96 kW	871 789 00	871 153 00	with standard chassis

FIAT MULTIPLA (186)			
1.6 16V Bipower, 1.6 16V Blupower 04/99 - 70 -76 kW	871 846 00		with standard chassis

			
FIAT			
FIAT MULTIPLA (186)			
1.6, 1.6 100 16V, 1.6 16V Blupower 04/02 - 68 -76 kW	871 784 00	871 350 00	with standard chassis
1.9 JTD, 1.9 JTD 105, 1.9 JTD 110, 1.9 JTD 115 03/01 - 77 -88 kW	871 785 00	871 350 00	with standard chassis
FIAT PALIO (178BX)			
1.2, 1.4, 1.4 CAT, 1.5, 1.6 16V 04/96 - 51 -74 kW		871 337 00	with standard chassis
FIAT PALIO Weekend (178DX)			
1.2 04/96 - 12/01 44 -59 kW	871 769 00	871 336 00	with standard chassis
1.6 16V, 1.6 ED 04/96 - 12/01 70 -76 kW	871 768 00	871 336 00	with standard chassis
1.6 16V, 1.6 ED 07/97 - 12/01 70 -76 kW	871 767 00	871 336 00	with standard chassis; Heavy Duty Version .
1.7 TD, 1.9 D 04/96 - 12/01 46 -53 kW	871 767 00	871 336 00	with standard chassis
1.7 TD, 1.9 D 04/96 - 12/01 46 -51 kW	871 766 00	871 336 00	with standard chassis; Heavy Duty Version .
FIAT PANDA (141A_)			
0.9 Fire S All-wheel Drive, 1000, 1000 4x4, 1000 i.e. CAT, 1100, 1100 4x4, 1100 Trekking 4x4, 1300 D, 650, 750, 750 CAT, 800, 900, 950, 950 4x4 10/80 - 12/99 22 -40 kW	871 100 00		with standard chassis
FIAT PANDA Van (141_)			
1000, 1000 i.e, 750 01/86 - 12/99 25 -33 kW	871 100 00		with standard chassis
FIAT PANDA (169)			
1.1, 1.2 09/03 - 40 -51 kW	871 127 00	871 134 00	with standard chassis
1.3 D Multijet, 1.3 JTD, 1.4 09/03 - 51 -74 kW	871 129 00	871 134 00	with standard chassis
FIAT PUNTO (176)			
55 1.1 09/93 - 09/99 40 kW	871 748 00	871 334 00	with standard chassis
60 1.2 01/94 - 09/99 43 -44 kW	871 748 00	871 334 00	with standard chassis; manual transmission
60 1.2 01/94 - 09/99 43 -44 kW	871 524 00	871 335 00	with standard chassis; automatic transmission
75 1.2, 85 16V 1.2 10/93 - 09/99 54 -63 kW	871 524 00	871 335 00	with standard chassis
90 1.6 01/94 - 04/97 65 kW	871 749 00	871 335 00	with standard chassis
90 1.6 01/94 - 04/97 65 kW	871 765 00	871 335 00	with standard chassis; with AC
1.7 D 04/94 - 09/97 42 kW	871 765 00	871 335 00	with standard chassis

			
FIAT			
FIAT PUNTO (176)			
1.7 TD, 60 TD 1.7 01/94 - 09/99 46 -52 kW	871 763 00	871 335 00	with standard chassis
FIAT PUNTO Convertible (176C)			
60 1.2, 85 16V 1.2, 90 1.6 04/94 - 06/00 43 -65 kW	871 765 00	871 335 00	with standard chassis
90 1.6 04/94 - 04/97 65 kW	871 763 00	871 335 00	with standard chassis; with AC
FIAT PUNTO Van (176L)			
1.7 D 04/96 - 02/00 42 kW	871 765 00	871 335 00	with standard chassis
1.7 TD 04/96 - 02/00 52 kW	871 763 00	871 335 00	with standard chassis
FIAT PUNTO (188)			
1.2 60 09/99 - 12/03 44 kW	871 786 00	871 371 00	with standard chassis; without AC
1.2 60 09/99 - 12/03 44 kW	871 829 00	871 371 00	with standard chassis; with AC; equipment: SX / EL
1.2 60 09/99 - 12/03 44 kW	871 825 00	871 371 00	with standard chassis; with AC; equipment: ELX
1.2 60 01/04 - 44 kW	871 825 00	871 371 00	with standard chassis; without AC
1.2 60 09/99 - 44 kW	871 829 00	871 371 00	with standard chassis
1.2 16V 80 09/99 - 12/03 59 kW	871 825 00	871 371 00	with standard chassis; without AC; equipment: HLX / ELX
1.2 16V 80 09/99 - 12/03 59 kW	871 829 00	871 371 00	with standard chassis; with AC; equipment: HLX / EL
1.2 16V 80 09/99 - 12/03 59 kW	871 829 00	871 371 00	with standard chassis; with AC; equipment: ELX; manual transmission
1.2 16V 80 01/04 - 59 kW	871 825 00	871 371 00	with standard chassis; without AC; manual transmission
1.2 16V 80 01/04 - 59 kW	871 829 00	871 371 00	with standard chassis; without AC; automatic transmission
1.2 16V 80 01/04 - 59 kW	871 829 00	871 371 00	with standard chassis; with AC; manual transmission
1.2 16V 80 01/04 - 59 kW	871 842 00	871 371 00	with standard chassis; with AC; automatic transmission
1.4 09/03 - 70 kW	871 829 00	871 371 00	with standard chassis; without AC; manual transmission
1.4 09/03 - 70 kW	871 842 00	871 371 00	with standard chassis; without AC; automatic transmission
1.3 JTD 16V 06/03 - 51 kW	871 842 00	871 371 00	with standard chassis; with AC
1.9 DS 60 09/99 - 12/03 44 kW	871 787 00	871 371 00	with standard chassis; without AC
1.9 DS 60 09/99 - 12/03 44 kW	871 788 00	871 371 00	with standard chassis; with AC
1.9 JTD 80 09/99 - 12/03 59 kW	871 809 00	871 371 00	with standard chassis; with AC

			
FIAT			
FIAT PUNTO (188)			
1.9 JTD, 1.9 JTD 80 09/99 - 12/03	59 -63 kW	871 788 00	871 371 00 with standard chassis; without AC
1.9 JTD 01/04 -	63 kW	871 840 00	871 371 00 with standard chassis; with AC
1.9 JTD 06/03 -	74 kW	871 841 00	871 371 00 with standard chassis




FIAT PUNTO Van (188AX)			
1.2 60 02/00 - 12/02	44 kW	871 786 00	with standard chassis
1.2 60 01/03 -	44 kW	871 825 00	with standard chassis
1.2 60 02/00 -	44 kW	871 829 00	with standard chassis; with AC
1.9 D 60 02/00 - 12/02	44 kW	871 787 00	with standard chassis
1.9 D 60 02/00 - 12/02	44 kW	871 788 00	with standard chassis; with AC
1.9 JTD 02/00 - 12/02	63 kW	871 788 00	with standard chassis

FIAT GRANDE PUNTO (199)			
1.3 D Multijet, 1.6 D Multijet, 1.9 D Multijet 10/05 -	51 -96 kW	871 844 00	871 372 00 with standard chassis

FIAT SEICENTO (187)			
0.9, 1.1 01/98 -	29 -40 kW	871 107 00	871 119 00 with standard chassis

FIAT SEICENTO Van (187)			
0.9, 1.1 01/98 -	29 -40 kW	871 107 00	with standard chassis; mark: gearbox code SA157




FIAT STILO (192)			
1.2 16V, 1.4 16V 02/02 -	59 -70 kW	871 843 00	871 355 00 with standard chassis; Number of Doors: 3
1.2 16V, 1.4 16V 02/02 -	59 -70 kW	871 843 00	871 354 00 with standard chassis; Number of Doors: 5
1.6, 1.6 16V 10/01 -	76 -100 kW	871 803 00	871 355 00 with standard chassis; without AC; Number of Doors: 3
1.6, 1.6 16V 10/01 -	76 -100 kW	871 802 00	871 355 00 with standard chassis; with AC; Number of Doors: 3
1.6, 1.6 16V 10/01 -	76 -100 kW	871 803 00	871 354 00 with standard chassis; Number of Doors: 5
1.6, 1.6 16V 10/01 -	76 -100 kW	871 802 00	871 354 00 with standard chassis; with AC; Number of Doors: 5
1.8, 1.8 16V 10/01 -	76 -98 kW	871 800 00	871 355 00 with standard chassis; Number of Doors: 3
1.8, 1.8 16V 10/01 -	76 -98 kW	871 800 00	871 354 00 with standard chassis; Number of Doors: 5
1.9 JTD 02/02 - 05/04	59 kW	871 804 00	871 355 00 with standard chassis; Number of Doors: 3




			
FIAT			
FIAT STILO (192)			
1.9 JTD 06/04 - 59 -85 kW	871 845 00	871 355 00	with standard chassis; Number of Doors: 3
1.9 JTD 02/02 - 05/04 59 kW	871 804 00	871 354 00	with standard chassis; Number of Doors: 5
1.9 JTD 06/04 - 59 -85 kW	871 801 00	871 354 00	with standard chassis; Number of Doors: 5
1.9 D Multijet, 1.9 JTD 01/04 - 66 -110 kW	871 845 00	871 355 00	with standard chassis; Number of Doors: 3
1.9 D Multijet, 1.9 JTD 01/04 - 66 -110 kW	871 801 00	871 354 00	with standard chassis; Number of Doors: 5
1.9 JTD 10/01 - 05/04 85 kW	871 801 00	871 355 00	with standard chassis; Number of Doors: 3
1.9 JTD 10/01 - 05/04 85 kW	871 801 00	871 354 00	with standard chassis; Number of Doors: 5

FIAT STILO Multi Wagon (192)			
1.4 16V 01/04 - 66 -70 kW	871 843 00	871 373 00	with standard chassis
1.6 16V 01/03 - 76 kW	871 803 00	871 356 00	with standard chassis
1.6 16V 01/03 - 76 kW	871 802 00	871 356 00	with standard chassis; with AC
1.8, 1.8 16V 01/03 - 76 -98 kW	871 800 00	871 356 00	with standard chassis
1.9 JTD 01/03 - 59 kW	871 804 00	871 356 00	with standard chassis
1.9 D, 1.9 D Multijet, 1.9 JTD 06/04 - 59 -88 kW	871 845 00	871 356 00	with standard chassis
1.9 JTD 01/03 - 05/04 85 kW	871 801 00	871 356 00	with standard chassis
1.9 D Multijet, 1.9 JTD 01/04 - 93 -110 kW	871 845 00	871 356 00	with standard chassis

FIAT TEMPRA (159)			
1.4 i.e., 1.6, 1.6 i.e. 06/90 - 08/96 51 -66 kW	871 523 00	871 332 00	with standard chassis; manual transmission
1.4 i.e., 1.6 i.e. 01/94 - 08/96 51 -66 kW	871 743 00		with standard chassis; Heavy Duty Version .; manual transmission
1.8 i.e., 1.9 D 07/91 - 08/96 48 -81 kW	871 522 00	871 332 00	with standard chassis
1.8 i.e., 1.9 D 07/91 - 12/93 48 -81 kW	871 848 00		with standard chassis; Heavy Duty Version .
1.8 i.e. 10/94 - 08/96 74 kW		871 332 00	with standard chassis
1.9 TD, 2.0 i.e. 10/90 - 08/96 59 -83 kW		871 332 00	with standard chassis

FIAT TEMPRA S.W. (159)			
1.4 i.e., 1.6, 1.6 i.e. 10/90 - 08/96 51 -66 kW	871 523 00	871 353 00	with standard chassis; manual transmission
1.4 i.e., 1.6, 1.6 i.e. 01/94 - 08/96 51 -66 kW	871 743 00		with standard chassis; Heavy Duty Version .; manual transmission

			
FIAT			
FIAT TEMPRA S.W. (159)			
1.8 i.e. 09/93 - 08/96 66 kW	871 522 00	871 353 00	with standard chassis
1.8 i.e. 09/93 - 12/93 66 kW	871 848 00		with standard chassis; Heavy Duty Version .
1.8 i.e. 10/94 - 08/96 74 kW		871 353 00	with standard chassis
1.8 i.e., 1.9 D 07/91 - 08/96 48 -81 kW	871 522 00	871 353 00	with standard chassis
1.8 i.e., 1.9 D 07/91 - 12/93 48 -81 kW	871 848 00		with standard chassis; Heavy Duty Version .
2.0 i.e. 01/91 - 03/95 83 kW		871 353 00	with standard chassis
1.9 TD 07/91 - 02/95 59 -66 kW		871 353 00	with standard chassis
FIAT TIPO (160)			
1.1, 1.4, 1.4 i.e., 1.6, 1.6 i.e., 1.6 SX DGT, 1.8 i.e., 1.8 i.e.16V Sport, 2.0 i.e., 2.0 i.e. 16V Sport 07/87 - 04/95 41 -102 kW	871 142 00	871 131 00	with standard chassis
FIAT ULYSSE (220)			
2.0, 2.0 16V 06/94 - 08/02 89 -100 kW	871 143 00		with standard chassis
2.0 Turbo 06/94 - 08/02 108 kW	871 143 00		with standard chassis; without AC
FIAT UNO (146A/E)			
0.9, 1.0, 1.0 iE, 1.3 Super Diesel, 1.3 Turbo i.e., 1.4, 1.4 DX, 1.4 Turbo, 1.4 Turbo i.e., 1.5 GX, 1.6, 1.6 R, 1.7 D, 45 0.9, 45 1.0, 45 i.e. 1.0, 50 1.1, 50 i.e. 1.1, 55 1.0, 55 1.1, 60 1.1, 60 Diesel 1.7, 70 1.3, 70 i.e. 1.4, 70 S 1.4, 70 TD 1.4, 75 i.e. 1.5 01/83 - 12/93 30 -87 kW	871 101 00	871 111 00	with standard chassis
FIAT UNO (146 A/E)			
1.0, 1.2, 1.5 08/00 - 40 -57 kW	871 101 00	871 111 00	with standard chassis
FIAT 127			
0.9, 1.0, 1.0 Sport, 1.3 Diesel, 1.3 Sport 06/71 - 12/86 29 -55 kW	871 106 00		with standard chassis
FIAT 127 Panorama			
1.0, 1.3 Diesel 01/77 - 12/86 33 -37 kW	871 106 00		with standard chassis
FIAT 132			
1.6, 1.7 GLS, 1.7 Special, 2.0, 2.0 D, 2.0 GLS, 2.0 i.e., 2.5 D 01/76 - 12/82 44 -90 kW	871 114 00	871 114 00	with standard chassis

			
--	---	---	---

FIAT

FIAT 500

1.2, 1.2 LPG 10/07 - 51 kW	871 109 00	871 112 00	with standard chassis
1.2, 1.2 LPG, 1.3 D Multijet, 1.4 10/07 - 51 -74 kW	871 121 00	871 112 00	with standard chassis; with electric power steering
1.2, 1.2 LPG, 1.3 D Multijet, 1.4 10/07 - 51 -74 kW		871 133 00	with standard chassis; Heavy Duty Version .
1.4 10/07 - 74 kW	871 109 00	871 112 00	with standard chassis
1.4 Abarth 08/08 - 99 -118 kW		871 133 00	with standard chassis
1.3 D Multijet 10/07 - 55 -70 kW	871 120 00	871 133 00	with standard chassis

FIAT 500 C

1.2 09/09 - 51 kW	871 109 00	871 133 00	with standard chassis
1.2 09/09 - 51 kW	871 121 00	871 133 00	with standard chassis; with electric power steering
1.4 09/09 - 74 kW	871 109 00	871 133 00	with standard chassis
1.4 09/09 - 74 kW	871 121 00	871 133 00	with standard chassis; with electric power steering

FORD

FORD CAPRI (ECJ)

1300, 1600, 1600 GT 01/69 - 02/74 35 -65 kW	504 041 00		with standard chassis
---	-------------------	--	-----------------------

FORD CONSUL (GGFL)

1700, 2000 01/72 - 12/75 48 -73 kW	504 026 00		with standard chassis
--	-------------------	--	-----------------------

FORD CONSUL Turnier (GGNL)

1700, 2000 01/72 - 12/75 48 -73 kW	504 026 00		with standard chassis
--	-------------------	--	-----------------------

FORD CONSUL Coupe (GGCL)

1700, 2000 01/72 - 12/75 48 -73 kW	504 026 00		with standard chassis
--	-------------------	--	-----------------------

FORD CORTINA Saloon




1.3 09/79 - 08/82 44 kW	504 025 00		with standard chassis
-----------------------------------	-------------------	--	-----------------------

FORD ESCORT I (AFH, ATH)

1100, 1300, 1300 GT, 950 01/68 - 08/74 25 -53 kW	504 006 00		with standard chassis
--	-------------------	--	-----------------------

FORD ESCORT I Estate (ADH)

1100, 1300 06/68 - 02/76 29 -42 kW	504 006 00		with standard chassis
--	-------------------	--	-----------------------

			
--	---	---	---

FORD

FORD ESCORT II (ATH)

1.1, 1.3 12/74 - 08/80	32 -51 kW	504 006 00	503 992 00	with standard chassis
----------------------------------	-----------	-------------------	-------------------	-----------------------

FORD ESCORT II Estate

1.1, 1.3 04/75 - 07/81	32 -42 kW		503 996 00	with standard chassis
----------------------------------	-----------	--	-------------------	-----------------------

FORD ESCORT III (GAA)

1.1, 1.3, 1.6, 1.6 i 01/83 - 07/86	37 -66 kW	504 002 00	503 992 00	with standard chassis; manual transmission
1.1, 1.3, 1.6, 1.6 i 01/83 - 07/86	37 -66 kW	504 004 00	503 992 00	with standard chassis; automatic transmission
1.1, 1.3, 1.6, 1.6 D, 1.6 i 01/83 - 07/86	37 -66 kW	504 005 00	503 993 00	with standard chassis; Heavy Duty Version .
1.1, 1.3, 1.6 09/80 - 01/83	40 -71 kW	504 007 00	<i>503 990 00</i>	with standard chassis
1.6 XR3i 09/81 - 12/85	77 -81 kW	504 001 00	<i>503 990 00</i>	with standard chassis
1.6 RS Turbo, 1.7 Turbo RS, RS 1600i 05/82 - 02/86	85 -147 kW		504 092 00	with standard chassis
1.6 D 01/83 - 12/85	40 kW	504 004 00	503 992 00	with standard chassis

FORD ESCORT III Estate (AWA)




1.1, 1.6 D 08/83 - 12/85	37 -40 kW	504 004 00		with standard chassis
1.1, 1.3, 1.6 09/80 - 01/83	40 -58 kW		503 996 00	with standard chassis
1.3, 1.6 02/83 - 12/85	51 -58 kW	504 004 00	503 996 00	with standard chassis

FORD ESCORT IV (GAF, AWF, ABFT)

1.1, 1.3, 1.6 12/85 - 10/90	37 -65 kW	504 065 00	503 992 00	with standard chassis
1.1, 1.3, 1.6, 1.6 D, 1.6 i, 1.8 D 12/85 - 10/90	37 -75 kW	504 067 00	504 052 00	with standard chassis; Heavy Duty Version .
1.4 01/86 - 07/90	54 -55 kW	504 065 00	503 992 00	with standard chassis
1.4 01/86 - 07/90	54 -55 kW		503 993 00	with standard chassis; Heavy Duty Version .
1.6 i 01/86 - 07/90	66 -75 kW	504 005 00	503 992 00	with standard chassis
1.6 XR3i 01/86 - 08/89	77 kW	504 101 00	504 092 00	with standard chassis
1.6 Turbo RS 01/86 - 07/90	97 kW		504 092 00	with standard chassis
1.6 D, 1.8 D 01/86 - 07/90	40 -44 kW	504 066 00	503 992 00	with standard chassis

FORD ESCORT IV Estate (AWF, AVF)

1.1, 1.3, 1.6 10/85 - 09/90	37 -58 kW	504 065 00	504 052 00	with standard chassis
---------------------------------------	-----------	-------------------	-------------------	-----------------------

			
FORD			
FORD ESCORT IV Estate (AWF, AVF)			
1.1, 1.3, 1.6, 1.6 D, 1.6 i, 1.8 D 10/85 - 09/90 37 -66 kW	504 065 00	504 052 00	with standard chassis; Heavy Duty Version .
1.4 01/86 - 07/90 54 -55 kW	504 065 00	504 052 00	with standard chassis; Heavy Duty Version .
1.6 D, 1.8 D 01/86 - 07/90 40 -44 kW	504 066 00	504 052 00	with standard chassis




FORD ESCORT IV Convertible (ALF)			
1.4, 1.6, 1.6 i, 1.6 XR3i 01/86 - 07/90 54 -77 kW	504 101 00	504 092 00	with standard chassis

FORD ESCORT V (GAL)			
1.3, 1.6 07/90 - 12/92 44 -77 kW	504 065 00	503 992 00	with standard chassis
1.4 07/90 - 09/92 52 kW	504 090 00	504 095 00	with standard chassis; manual transmission
1.4 07/90 - 09/92 52 kW		504 075 00	with standard chassis; Heavy Duty Version .
1.8 16V XR3i 02/92 - 12/92 77 -96 kW	504 103 00	504 095 00	with standard chassis
RS 2000 05/91 - 12/92 110 kW		504 095 00	with standard chassis
1.8 D 07/90 - 12/92 44 kW	504 066 00	503 992 00	with standard chassis

FORD ESCORT V Estate (GAL, AVL)			
1.3, 1.6 07/90 - 09/92 44 -77 kW	504 065 00	504 052 00	with standard chassis
1.4 07/90 - 09/92 52 kW	504 090 00	504 059 00	with standard chassis; manual transmission
1.8 16V 02/92 - 12/92 77 kW		504 059 00	with standard chassis
1.8 D, 1.8 TD 07/90 - 12/92 44 -55 kW	504 066 00	504 052 00	with standard chassis

FORD ESCORT V Convertible (ALL)			
1.4 07/90 - 12/92 52 kW	871 948 00	504 075 00	with standard chassis
1.6 07/90 - 12/92 77 kW		504 092 00	with standard chassis
1.8 16V XR3i 02/92 - 12/92 77 -96 kW	871 968 00	504 075 00	with standard chassis

FORD ESCORT VI (GAL)			
1.3 09/92 - 01/95 44 kW	504 089 00	504 074 00	with standard chassis
1.3, 1.6 i 16V, 1.8 D, 1.8 TD 09/92 - 01/95 44 -66 kW	504 087 00	504 075 00	with standard chassis; Heavy Duty Version .
1.6 i 16V 09/92 - 01/95 65 -66 kW	504 090 00	504 074 00	with standard chassis
1.8 i 16V 09/92 - 01/95 77 kW	504 087 00	504 074 00	with standard chassis

			
FORD			
FORD ESCORT VI (GAL)			
1.8 i 16V 09/92 - 01/95 77 kW		504 074 00	with standard chassis; Heavy Duty Version .
1.8 16V XR3i 09/92 - 01/95 96 kW	504 103 00	504 095 00	with standard chassis
RS 2000 09/92 - 01/95 110 kW		504 095 00	with standard chassis
1.8 D, 1.8 TD 09/92 - 01/95 44 -66 kW	504 086 00	504 074 00	with standard chassis




FORD ESCORT VI Saloon (GAL)			
1.3 08/93 - 01/95 44 kW	504 089 00	504 074 00	with standard chassis
1.3 08/93 - 01/95 44 kW	504 087 00	504 075 00	with standard chassis; Heavy Duty Version .
1.6 i 16V 08/93 - 01/95 65 -66 kW	504 090 00	504 074 00	with standard chassis
1.6 i 16V 08/93 - 01/95 65 -66 kW	504 087 00	504 075 00	with standard chassis; Heavy Duty Version .
1.8 D, 1.8 TD 08/93 - 01/95 44 -66 kW	504 086 00	504 074 00	with standard chassis
1.8 D, 1.8 TD 08/93 - 01/95 44 -66 kW	504 087 00	504 075 00	with standard chassis; Heavy Duty Version .

FORD ESCORT VI Estate (GAL)			
1.3 09/92 - 01/95 44 kW	504 089 00	504 059 00	with standard chassis
1.6 i 16V 09/92 - 01/95 65 -66 kW	504 090 00	504 059 00	with standard chassis
1.8 D, 1.8 TD 09/92 - 01/95 44 -66 kW	504 086 00	504 059 00	with standard chassis

FORD ESCORT VI Convertible (ALL)			
1.4, 1.4 i, 1.6 i 16V 12/92 - 01/95 52 -65 kW		504 095 00	with standard chassis

FORD ESCORT VII (GAL, AAL, ABL)			
1.3, 1.4 01/95 - 10/98 44 -55 kW	504 140 00	504 135 00	with standard chassis
1.6 16V, 1.6 i 16V, 1.8 16V, 1.8 D, 1.8 Turbo D 01/95 - 10/98 44 -85 kW	504 141 00	504 136 00	with standard chassis
RS 2000 02/95 - 02/98 110 kW	871 969 00		with standard chassis
1.8 TD 01/95 - 10/98 66 kW	504 142 00	504 137 00	with standard chassis

FORD ESCORT VII Saloon (GAL, AFL)			
1.3, 1.4 01/95 - 02/99 44 -55 kW	504 140 00	504 135 00	with standard chassis
1.6 i 16V, 1.8 16V, 1.8 D, 1.8 Turbo D 01/95 - 02/99 44 -85 kW	504 141 00	504 136 00	with standard chassis
1.8 TD 01/95 - 10/98 66 kW	504 142 00	504 137 00	with standard chassis

			
FORD			
FORD ESCORT VII Estate (GAL, ANL)			
1.3, 1.4 01/95 - 02/99 44 -55 kW	504 140 00	504 059 00	with standard chassis
1.6 16V, 1.6 i 16V, 1.8 16V, 1.8 D, 1.8 Turbo D 01/95 - 02/99 44 -85 kW	504 141 00	504 059 00	with standard chassis
1.8 TD 01/95 - 02/99 66 kW	504 142 00	504 059 00	with standard chassis
FORD ESCORT VII Convertible (ALL)			
1.4 02/95 - 08/98 55 kW	504 141 00	504 137 00	with standard chassis
1.6 16V XR3i, 1.8 16V XR3i 02/95 - 08/00 65 -96 kW	504 143 00	504 138 00	with standard chassis
1.8 TD, 1.8 Turbo D 09/95 - 08/99 51 -66 kW	504 142 00	504 137 00	with standard chassis
FORD ESCORT CLASSIC (AAL, ABL)			
1.6 16V 10/98 - 07/00 66 kW	504 141 00	504 136 00	with standard chassis; mark: Classic
1.8 TD 10/98 - 07/00 66 kW	504 142 00	504 137 00	with standard chassis; mark: Classic
FORD ESCORT CLASSIC Turnier (ANL)			
1.6 16V 02/99 - 07/00 66 kW	871 969 00		with standard chassis
FORD ESCORT '91 Express (AVL)			
1.4 07/90 - 12/94 52 kW	504 102 00		with standard chassis; To Payload 700 kg
1.8 D 07/90 - 12/94 44 kW	871 948 00		with standard chassis; To Payload 700 kg
FORD ESCORT '95 Box (AVL)			
1.4, 1.8 D, 1.8 Turbo D 01/95 - 44 -54 kW	871 969 00		with standard chassis; To Payload 700 kg
FORD FIESTA I (GFBT)			
0.9, 1.1, 1.3 05/76 - 08/83 29 -49 kW	504 009 00	503 997 00	with standard chassis
FORD FIESTA II (FBD)			
1.0, 1.1, 1.3, 1.4 09/83 - 11/89 33 -55 kW	504 029 00	503 998 00	with standard chassis
1.0, 1.1, 1.3, 1.4, 1.6 D 09/83 - 11/89 33 -55 kW		503 997 00	with standard chassis; Heavy Duty Version .
1.6 XR2 03/84 - 02/89 70 -71 kW	504 100 00	504 091 00	with standard chassis
1.6 D 04/84 - 02/89 40 kW	504 021 00	503 998 00	with standard chassis
FORD FIESTA III (GFJ)			
1.0, 1.1, 1.3, 1.3 CAT, 1.4, 1.4 CAT, 1.6, 1.6 i 16V, 1.8 16V 01/89 - 01/97 33 -77 kW	504 040 00	504 070 00	with standard chassis



FORD

FORD FIESTA III (GFJ)

1.0, 1.1, 1.3, 1.3 CAT, 1.4, 1.4 CAT, 1.6, 1.8 D, 1.8 TD 01/89 - 01/97 33 -65 kW		504 072 00	with standard chassis; Heavy Duty Version .
1.6 XR2i, 1.8 XR2i 16V 03/89 - 12/95 76 -96 kW	504 102 00	504 094 00	with standard chassis
1.6 Turbo 03/90 - 10/92 96 kW	504 102 00	504 094 00	with standard chassis
1.8 D, 1.8 TD 03/89 - 12/95 44 -57 kW	504 064 00		with standard chassis

FORD FIESTA IV (JA_, JB_)

1.0 i, 1.25 i 16V, 1.3 i 08/95 - 01/02 37 -55 kW	504 126 00	504 131 00	with standard chassis
1.4 i 16V 04/96 - 01/02 66 kW	504 127 00	504 131 00	with standard chassis
1.8 D 08/95 - 04/00 44 kW	504 126 00	504 132 00	with standard chassis
1.8 DI 04/00 - 01/02 55 kW		504 132 00	with standard chassis

FORD FIESTA V (JH_, JD_)

1.25 16V, 1.3, 1.4 16V, 1.6 16V 11/01 - 44 -74 kW	504 144 00	504 098 00	with standard chassis
1.25 16V, 1.3, 1.4 16V, 1.6 16V 11/01 - 44 -74 kW	504 145 00		with standard chassis; Heavy Duty Version .
1.4 TDCi, 1.6 TDCi 11/01 - 50 -66 kW	504 145 00	504 098 00	with standard chassis

FORD FIESTA VI

1.25, 1.4, 1.4 LPG, 1.6, 1.6 Flex, 1.6 Ti 10/08 - 44 -99 kW	504 166 00	504 157 00	with standard chassis
1.25, 1.4, 1.4 LPG, 1.6, 1.6 Flex, 1.6 Ti 10/08 - 44 -99 kW	504 167 00		with standard chassis; Heavy Duty Version .
1.4 TDCi, 1.6 TDCi 10/08 - 50 -70 kW	504 167 00	504 157 00	with standard chassis

FORD FIESTA Box (FVD)




1.0 08/83 - 11/89 33 kW		503 997 00	with standard chassis
-----------------------------------	--	-------------------	-----------------------

FORD FIESTA Box (F3L, F5L)

1.3 09/91 - 02/96 44 kW	504 040 00		with standard chassis
1.8 D, 1.8 TD 09/91 - 02/96 44 -55 kW	871 968 00		with standard chassis

FORD FIESTA Box (J5_, J3_)

1.3, 1.4 i 02/96 - 44 -66 kW	504 127 00		with standard chassis
1.8 D, 1.8 DI 02/96 - 44 -55 kW	871 980 00		with standard chassis

			
FORD			
FORD FIESTA Box (JV_)			
D 1.8 05/98 - 44 kW	504 127 00	504 131 00	with standard chassis

FORD FIESTA Van			
1.3 10/03 - 12/03 51 kW	504 144 00		with standard chassis
1.3, 1.4 TDCi 10/03 - 50 -51 kW		504 098 00	with standard chassis
1.4 TDCi 10/03 - 12/03 50 kW	504 145 00	504 098 00	with standard chassis




FORD FIESTA Van			
1.25, 1.4 TDCi 01/09 - 50 -60 kW		504 098 00	with standard chassis


FORD FOCUS (DAW, DBW)			
1.4 16V, 1.6 16V, 1.8 16V, 2.0 16V 10/98 - 11/04 55 -96 kW	504 047 00	504 056 00	with standard chassis
1.4 16V, 1.6 16V 10/98 - 11/04 55 -74 kW	504 063 00		with standard chassis; Heavy Duty Version .
1.8 DI / TDDi, 1.8 Turbo DI / TDDi 10/98 - 11/04 55 -66 kW	504 063 00	504 056 00	with standard chassis
1.8 TDCi 03/01 - 11/04 74 -85 kW	504 063 00	504 073 00	with standard chassis
1.8 TDCi 03/01 - 11/04 74 -85 kW		504 056 00	with standard chassis; Heavy Duty Version .

FORD FOCUS Saloon (DFW)			
1.4 16V, 1.6 16V, 1.8 16V, 2.0 16V 02/99 - 11/04 55 -96 kW	504 047 00	504 056 00	with standard chassis
1.4 16V, 1.6 16V 02/99 - 11/04 55 -74 kW	504 063 00		with standard chassis; Heavy Duty Version .
1.8 TDDi, 1.8 Turbo DI / TDDi 02/99 - 03/05 55 -66 kW	504 063 00	504 056 00	with standard chassis
1.8 TDCi 03/01 - 11/04 74 -85 kW	504 063 00	504 073 00	with standard chassis
1.8 TDCi 03/01 - 11/04 74 -85 kW		504 056 00	with standard chassis; Heavy Duty Version .

FORD FOCUS Estate (DNW)			
1.4 16V, 1.6 16V, 1.6 16V Flexifuel, 1.8 16V 02/99 - 11/04 55 -85 kW	504 084 00	504 139 00	with standard chassis
1.4 16V, 1.6 16V, 1.6 16V Flexifuel, 1.8 16V 02/99 - 11/04 55 -85 kW	504 063 00		with standard chassis; Heavy Duty Version .
1.8 DI / TDDi, 1.8 Turbo DI / TDDi 02/99 - 11/04 55 -66 kW	504 063 00	504 139 00	with standard chassis
1.8 TDCi, 2.0 16V 02/99 - 11/04 74 -96 kW	504 063 00	504 139 00	with standard chassis

FORD FOCUS C-MAX			
1.6, 1.6 Ti 10/03 - 03/07 74 -85 kW	504 148 00	504 153 00	with standard chassis

				
FORD				
FORD FOCUS C-MAX				
1.6, 1.6 Ti 10/03 - 03/07	74 -85 kW	504 149 00		with standard chassis; Heavy Duty Version .
1.6 TDCi, 1.8, 1.8 Flexifuel, 2.0 03/04 - 03/07	66 -107 kW	504 149 00	504 153 00	with standard chassis
1.6 TDCi, 1.8, 1.8 Flexifuel, 2.0 03/04 - 03/07	66 -107 kW	504 109 00		with standard chassis; Heavy Duty Version .
1.8 TDCi, 2.0 TDCi 10/03 - 03/07	85 -100 kW	504 109 00	504 153 00	with standard chassis
FORD C-MAX				
1.6 TDCi, 1.8, 1.8 Flexifuel, 1.8 TDCi, 2.0 02/07 -	66 -107 kW	504 149 00		with standard chassis
2.0 TDCi 02/07 -	81 -100 kW	504 109 00		with standard chassis
FORD FOCUS II (DA_)				
1.4, 1.6, 1.6 LPG, 1.6 Ti 11/04 -	59 -85 kW	504 160 00	504 154 00	with standard chassis
1.4, 1.6, 1.6 LPG, 1.6 Ti 11/04 -	59 -85 kW	504 160 00	504 155 00	with standard chassis; Heavy Duty Version .
1.6 TDCi, 1.8, 1.8 Flexifuel, 1.8 Ghia Flexifuel, 1.8 TDCi, 2.0, 2.0 LPG, 2.0 TDCi 11/04 -	66 -107 kW	504 161 00	504 154 00	with standard chassis
1.6 TDCi, 1.8, 1.8 Flexifuel, 1.8 Ghia Flexifuel, 1.8 TDCi, 2.0, 2.0 LPG, 2.0 TDCi 11/04 -	66 -107 kW	504 161 00	504 155 00	with standard chassis; Heavy Duty Version .
FORD FOCUS II Saloon (DA_)				
1.4, 1.6, 1.6 Ti 04/05 -	59 -85 kW	504 160 00	504 155 00	with standard chassis
1.6 TDCi, 1.8, 1.8 Flexifuel, 1.8 Ghia Flexifuel, 1.8 TDCi, 2.0, 2.0 TDCi 04/05 -	66 -107 kW	504 161 00	504 155 00	with standard chassis
FORD FOCUS II Turnier (DAW_)				
1.4, 1.6, 1.6 LPG, 1.6 Ti 11/04 -	59 -85 kW	504 160 00	504 156 00	with standard chassis
1.6 TDCi, 1.8, 1.8 Flexifuel, 1.8 Ghia FFV Flexifuel, 1.8 TDCi, 2.0, 2.0 LPG, 2.0 TDCi 11/04 -	66 -107 kW	504 161 00	504 156 00	with standard chassis
FORD FUSION (JU_)				
1.25, 1.4, 1.4 TDCi, 1.6 08/02 -	50 -74 kW	504 162 00	504 010 00	with standard chassis
1.25, 1.4, 1.4 TDCi, 1.6 08/02 -	50 -74 kW	504 163 00	504 010 00	with standard chassis; Heavy Duty Version .
1.6 TDCi 11/04 -	66 kW	504 163 00	504 010 00	with standard chassis

			
FORD			
FORD GALAXY (WGR)			
2.3 16V, 2.8 i V6, 2.8 V6 04/00 - 05/06 103 -150 kW	950 685 00	950 675 00	with standard chassis
2.3 16V, 2.8 i V6, 2.8 V6 04/00 - 05/06 103 -150 kW	950 686 00	950 676 00	with standard chassis; Heavy Duty Version .
2.3 4x4, 2.8 i V6 4x4 04/96 - 04/00 107 -128 kW	950 686 00	950 676 00	with standard chassis
1.9 TDI, 2.0 i 03/95 - 05/06 66 -110 kW	950 684 00	950 674 00	with standard chassis
1.9 TDI, 2.0 i 03/95 - 05/06 66 -110 kW	950 685 00	950 675 00	with standard chassis; Heavy Duty Version .
FORD GRANADA (GGTL, GGFL)			
1.7, 2.0 03/72 - 12/75 48 -73 kW	504 026 00		with standard chassis
FORD GRANADA Estate (GGNL)			
1.7, 2.0 03/72 - 12/75 48 -73 kW	504 026 00		with standard chassis
FORD GRANADA Coupe (GGCL)			
1.7, 2.0 03/72 - 02/75 48 -73 kW	504 026 00		with standard chassis
FORD GRANADA (GU)			
1.6, 1.7, 2.0 09/81 - 08/85 51 -77 kW	504 026 00		with standard chassis
1.6, 1.7, 2.0 08/79 - 08/81 51 -74 kW	504 026 00		with standard chassis
FORD GRANADA Estate (GNU)			
1.7, 2.0 08/77 - 08/81 54 -74 kW	504 026 00		with standard chassis
2.0 09/81 - 08/85 66 -77 kW	504 026 00		with standard chassis
FORD KA (RB_)			
1.0 i 07/97 - 11/08 38 -48 kW	504 129 00		with standard chassis
1.3 i 09/96 - 04/00 36 -44 kW	504 129 00	504 133 00	with standard chassis
1.3 i 05/00 - 11/08 36 -44 kW	504 129 00	504 079 00	with standard chassis
1.3 i 08/02 - 11/08 51 kW	504 129 00	504 079 00	with standard chassis
FORD KA			
1.2 10/08 - 51 kW	504 164 00	504 030 00	with standard chassis
1.2 10/08 - 51 kW	504 165 00	504 050 00	with standard chassis; Heavy Duty Version .
1.3 TDCi 10/08 - 55 kW	504 165 00	504 030 00	with standard chassis
1.3 TDCi 10/08 - 55 kW		504 050 00	with standard chassis; Heavy Duty Version .


FORD
FORD KA
FORD MONDEO I (GBP)

1.6 i 16V 02/93 - 08/96 65 -66 kW	504 104 00	504 096 00	with standard chassis
1.6 i 16V 02/93 - 08/96 65 -66 kW		504 097 00	with standard chassis; Heavy Duty Version .
1.8 i 16V, 1.8 TD, 2.0 i 16V, 2.5 i 24V 02/93 - 08/96 65 -125 kW	504 105 00	504 096 00	with standard chassis
1.8 i 16V, 1.8 TD, 2.0 i 16V, 2.5 i 24V 02/93 - 08/96 65 -125 kW		504 097 00	with standard chassis; Heavy Duty Version .

FORD MONDEO I Saloon (GBP)

1.6 i 16V 02/93 - 08/96 65 -66 kW	504 104 00	504 096 00	with standard chassis
1.6 i 16V 02/93 - 08/96 65 -66 kW		504 097 00	with standard chassis; Heavy Duty Version .
1.8 i 16V, 1.8 TD, 2.0 i 16V, 2.5 i 24V 02/93 - 08/96 65 -125 kW	504 105 00	504 096 00	with standard chassis
1.8 i 16V, 1.8 TD, 2.0 i 16V, 2.5 i 24V 02/93 - 08/96 65 -125 kW		504 097 00	with standard chassis; Heavy Duty Version .

FORD MONDEO I Estate (BNP)

1.6 i 16V, 1.8 i 16V, 1.8 TD, 2.0 i 16V, 2.5 i 24V 04/93 - 08/96 65 -125 kW	504 105 00	504 099 00	with standard chassis
1.6 i 16V, 1.8 i 16V, 1.8 TD, 2.0 i 16V, 2.5 i 24V 04/93 - 08/96 65 -125 kW		504 110 00	with standard chassis; Heavy Duty Version .

FORD MONDEO II (BAP)

1.6 i, 1.6 i 16V, 1.8 i, 2.0 i 09/96 - 11/00 66 -96 kW	504 123 00	504 117 00	with standard chassis
1.8 TD, 2.5 24V 09/96 - 11/00 66 -125 kW	504 124 00	504 118 00	with standard chassis

FORD MONDEO II Saloon (BFP)




1.6 i, 1.6 i 16V, 1.8 i, 2.0 i 09/96 - 11/00 66 -96 kW	504 123 00	504 117 00	with standard chassis
1.8 TD, 2.5 24V 09/96 - 11/00 66 -125 kW	504 124 00	504 118 00	with standard chassis




FORD MONDEO II Estate (BNP)




1.6 i, 1.6 i 16V, 1.8 i, 2.0 i 09/96 - 11/00 66 -96 kW	504 123 00	504 119 00	with standard chassis
1.8 TD, 2.5 24V 09/96 - 11/00 66 -125 kW	504 124 00	504 130 00	with standard chassis

FORD MONDEO III (B5Y)

1.8 16V, 1.8 SCi, 2.0 16V 11/00 - 08/07 81 -107 kW	504 146 00	504 150 00	with standard chassis
1.8 16V, 1.8 SCi, 2.0 16V 11/00 - 08/07 81 -107 kW	504 147 00		with standard chassis; Heavy Duty Version .

			
FORD			
FORD MONDEO III (B5Y)			
2.0 16V DI / TDDi, 2.0 16V TDDi / TDCi, 2.0 TDCi, 2.2 TDCi, 2.5 V6 24V, 3.0 V6 24V 11/00 - 08/07 66 -150 kW	504 147 00	504 150 00	with standard chassis
FORD MONDEO III Saloon (B4Y)			
1.8 16V, 1.8 SCi, 2.0 16V 11/00 - 08/07 81 -107 kW	504 146 00	504 150 00	with standard chassis
1.8 16V, 2.0 16V 11/00 - 08/07 81 -107 kW	504 147 00		with standard chassis; Heavy Duty Version .
2.0 16V DI / TDDi, 2.0 16V TDDi / TDCi, 2.0 TDCi, 2.2 TDCi, 2.5 V6 24V, 3.0 V6 24V 11/00 - 08/07 66 -150 kW	504 147 00	504 150 00	with standard chassis
FORD MONDEO III Estate (BWY)			
1.8 16V, 1.8 SCi, 2.0 16V 11/00 - 08/07 81 -107 kW	504 146 00	504 151 00	with standard chassis
1.8 16V, 1.8 SCi, 2.0 16V 11/00 - 08/07 81 -107 kW		504 152 00	with standard chassis; with ride height adjustment
1.8 16V, 2.0 16V 11/00 - 08/07 81 -107 kW	504 147 00		with standard chassis; Heavy Duty Version .
2.0 16V DI / TDDi, 2.0 16V TDDi / TDCi, 2.0 TDCi, 2.2 TDCi, 2.5 V6 24V, 3.0 V6 24V 11/00 - 08/07 66 -150 kW	504 147 00	504 151 00	with standard chassis
2.0 16V DI / TDDi, 2.0 16V TDDi / TDCi, 2.0 TDCi, 2.2 TDCi, 2.5 V6 24V, 3.0 V6 24V 11/00 - 08/07 66 -150 kW		504 152 00	with standard chassis; with ride height adjustment
FORD ORION I (AFD)			
1.3, 1.6, 1.6 D 07/83 - 03/86 40 -58 kW	504 002 00	503 992 00	with standard chassis
1.3, 1.6, 1.6 D 07/83 - 03/86 40 -58 kW		503 993 00	with standard chassis; Heavy Duty Version .
1.6 i 07/83 - 03/86 77 kW	504 003 00	503 990 00	with standard chassis
FORD ORION II (AFF)			
1.3, 1.4, 1.4 CAT, 1.6 12/85 - 07/90 44 -66 kW	504 068 00	503 992 00	with standard chassis
1.6 i, 1.6 i CAT 03/86 - 07/90 66 -77 kW	504 005 00	503 992 00	with standard chassis
1.6 D, 1.8 D 12/85 - 07/90 40 -44 kW	504 069 00	503 992 00	with standard chassis
FORD ORION III (GAL)			
1.3, 1.4 07/90 - 12/93 44 -54 kW	504 089 00	504 074 00	with standard chassis
1.3, 1.4, 1.6, 1.6 i, 1.6 i 16V, 1.8 D, 1.8 TD 07/90 - 12/93 44 -77 kW	504 087 00	504 075 00	with standard chassis; Heavy Duty Version .
1.6, 1.6 i, 1.6 i 16V 07/90 - 12/93 66 -77 kW	504 090 00	504 074 00	with standard chassis

				
FORD				
FORD ORION III (GAL)				
1.8 D, 1.8 TD 11/90 - 12/93	44 -66 kW	504 086 00	504 074 00	with standard chassis
FORD PUMA (EC_)				
1.4 16V, 1.6 16V, 1.7 16V 03/97 -	66 -92 kW	504 127 00	504 134 00	with standard chassis
FORD P 100 II				
2.0 10/87 -	57 kW			with standard chassis
FORD SCORPIO I (GAE, GGE)				
1.8, 2.0, 2.0 i 04/85 - 09/94	66 -88 kW	504 043 00	504 033 00	with standard chassis
2.4 i, 2.4 i CAT, 2.5 D, 2.8 i, 2.9 i, 2.9 i CAT 10/87 - 09/94	51 -110 kW	504 044 00	504 033 00	with standard chassis
2.5 TD 06/88 - 09/94	68 -85 kW	504 106 00	504 033 00	with standard chassis
FORD SCORPIO I Saloon (GGE)				
1.8, 1.9, 2.0 i 01/86 - 02/92	66 -92 kW	504 043 00	504 033 00	with standard chassis
2.4 i 10/88 - 10/94	92 kW	504 044 00	504 033 00	with standard chassis
2.9, 2.9 i 09/86 - 12/94	107 kW	504 044 00	504 033 00	with standard chassis
2.5 D 12/89 - 12/94	51 kW	504 044 00	504 033 00	with standard chassis
2.5 TD 06/88 - 09/94	68 -85 kW	504 106 00	504 033 00	with standard chassis
FORD SCORPIO I Estate (GGE)				
2.0 i 09/91 - 09/94	85 -88 kW	504 043 00	504 031 00	with standard chassis
2.0 i, 2.4 i, 2.5 D, 2.5 TD, 2.9 i 10/90 - 09/94	51 -107 kW		504 058 00	with standard chassis; Heavy Duty Version .
2.4 i, 2.9 24V, 2.9 i 09/91 - 09/94	92 -143 kW	504 044 00	504 031 00	with standard chassis
2.5 D, 2.5 TD 10/90 - 09/94	51 -85 kW	504 106 00	504 031 00	with standard chassis
FORD SCORPIO II (GFR, GGR)				
2.0 i, 2.0 i 16V 10/94 - 08/98	85 -100 kW	504 107 00	504 112 00	with standard chassis
2.3 i 16V 06/96 - 08/98	108 kW	504 107 00		with standard chassis
2.3 i 16V 06/96 - 08/98	108 kW		504 112 00	with standard chassis; Heavy Duty Version .
2.5 TD, 2.9 i, 2.9 i 24V 10/94 - 08/98	85 -152 kW	504 108 00	504 112 00	with standard chassis

			
FORD			
FORD SCORPIO II Estate (GNR, GGR)			
2.0 i, 2.0 i 16V 10/94 - 08/98 85 -100 kW	504 107 00	504 113 00	with standard chassis
2.3 i 16V 06/96 - 08/98 108 kW	504 107 00	504 113 00	with standard chassis
2.5 TD, 2.9 i, 2.9 i 24V 10/94 - 08/98 85 -152 kW	504 108 00	504 113 00	with standard chassis

FORD SIERRA Hatchback (GBC)			
1.3, 1.6, 2.0, 2.3 08/82 - 04/84 44 -84 kW	504 022 00	504 032 00	with standard chassis
1.3, 1.6, 1.8, 2.0, 2.0 i, 2.3 05/84 - 12/86 44 -85 kW	504 045 00	504 032 00	with standard chassis
1.3, 1.6, 1.8, 2.0, 2.0 i, 2.3, 2.3 D 08/82 - 02/87 44 -85 kW		504 011 00	with standard chassis; Heavy Duty Version .
2.3 D 08/82 - 04/84 49 kW	504 023 00	504 032 00	with standard chassis
2.3 D 05/84 - 12/86 49 kW		504 032 00	with standard chassis

FORD SIERRA Estate (BNC)			
1.6, 2.0, 2.3 08/82 - 04/84 55 -84 kW	504 022 00	504 019 00	with standard chassis
1.6, 1.8, 2.0, 2.3 04/84 - 12/86 55 -85 kW	504 045 00	504 019 00	with standard chassis
2.3 D 08/82 - 04/84 49 kW	504 023 00	504 019 00	with standard chassis
2.3 D 05/84 - 12/86 49 kW		504 019 00	with standard chassis

FORD SIERRA Hatchback (GBC, GBG)			
1.6, 1.6 i, 1.8, 1.8 TD, 2.0, 2.0 i, 2.0 i CAT, 2.3 D, 2.8, 2.8 i, 2.9 i 01/87 - 02/93 49 -110 kW		504 011 00	with standard chassis; Heavy Duty Version .
1.6, 1.6 i, 1.8, 2.0, 2.0 i, 2.0 i CAT 01/87 - 02/93 55 -92 kW	504 045 00	504 032 00	with standard chassis
2.0 4x4, 2.8 i XR 4x4, 2.9 i XR 4x4 08/88 - 03/93 88 -110 kW	504 085 00	504 057 00	with standard chassis
2.8, 2.8 i, 2.9 i 01/87 - 02/93 105 -110 kW		504 032 00	with standard chassis
1.8 TD, 2.3 D 01/87 - 02/93 49 -55 kW		504 032 00	with standard chassis

FORD SIERRA (GBG, GB4)			
1.6, 1.6 i, 1.8, 2.0, 2.0 i, 2.0 i CAT 01/87 - 02/93 53 -92 kW	504 045 00	504 032 00	with standard chassis
1.6, 1.6 i, 1.8, 1.8 TD, 2.0, 2.0 i, 2.0 i CAT, 2.3 D, 2.8 i, 2.9 i 08/87 - 02/93 49 -110 kW		504 011 00	with standard chassis; Heavy Duty Version .
2.0 4x4, 2.9 4x4 08/88 - 02/93 88 -110 kW	504 085 00	504 057 00	with standard chassis
2.8 i, 2.9 i 08/87 - 02/93 105 -110 kW		504 032 00	with standard chassis
1.8 TD, 2.3 D 01/87 - 02/93 49 -55 kW		504 032 00	with standard chassis


FORD
FORD SIERRA (GBG, GB4)
FORD SIERRA Estate (BNG)

1.6, 1.6 i, 1.8, 1.9, 2.0, 2.0 i, 2.0 i CAT 01/87 - 02/93 53 -92 kW	504 045 00	504 019 00	with standard chassis
1.8 TD, 2.3 D 01/87 - 02/93 49 -55 kW		504 019 00	with standard chassis

FORD STREET KA

1.6 05/03 - 07/05 70 kW	871 966 00	871 516 00	with standard chassis
-----------------------------------	-------------------	-------------------	-----------------------

FORD TAUNUS (GBTS, GBFS, CBTS)

1.3, 1.6, 2.0, 2.3 05/75 - 07/79 40 -79 kW	504 025 00		with standard chassis
--	-------------------	--	-----------------------

FORD TAUNUS Turnier (GBNS)

1.3, 1.6, 2.0, 2.3 05/75 - 08/79 40 -79 kW	504 025 00		with standard chassis
--	-------------------	--	-----------------------

FORD TAUNUS '80 (GBS, GBNS)

1.3, 1.6, 2.0, 2.3 07/79 - 07/82 43 -84 kW	504 025 00		with standard chassis
--	-------------------	--	-----------------------

FORD TRANSIT Bus (E_ _)

2.0, 2.0 i, 2.0, 2.0 i 09/91 - 09/94 66 -72 kW	871 985 00		with standard chassis; equipment: 80 / 100 / 115
2.0, 2.0 i, 2.0, 2.0 i, 2.0 09/91 - 09/94 66 -72 kW	871 983 00		with standard chassis; equipment: 120/ 150S
2.0, 2.0 i, 2.0, 2.0 i, 2.0 09/91 - 09/94 66 -72 kW	871 986 00		with standard chassis; equipment: 100L / 150L
2.0, 2.0 i, 2.0, 2.0 i, 2.0 09/91 - 09/94 66 -72 kW	871 982 00		with standard chassis; equipment: 190

FORD TRANSIT Flatbed / Chassis (E_ _)




2.5 DI 09/91 - 08/94 51 kW	871 986 00		with standard chassis; equipment: 190EF
2.5 DI, 2.5 TD 09/91 - 08/94 51 -74 kW	871 983 00		with standard chassis; equipment: 80 / 100 / 115 / 120
2.5 DI, 2.5 TD 09/91 - 08/94 59 -74 kW	871 965 00		with standard chassis; equipment: 130 / 190

FORD TRANSIT Bus (FD_ _ , FB_ _ , FS_ _ , FZ_ _ , FC_ _)

2.0, 2.0 DI, 2.0 TDCi, 2.3, 2.3 16V, 2.4 DI, 2.4 TD, 2.4 TDCi, 2.4 TDdi, 2.4 TDE 08/00 - 05/06 55 -107 kW	873 007 00		with standard chassis; equipment: 280S;300S;330S;300L
---	-------------------	--	---

FORD TRANSIT Box (FA_ _)

2.0, 2.0 DI, 2.0 TDCi, 2.3, 2.3 16V, 2.4 DI, 2.4 TD, 2.4 TDCi, 2.4 TDdi, 2.4 TDE 08/00 - 05/06 55 -107 kW	873 007 00		with standard chassis; equipment: 280S;300S;330S;300L
---	-------------------	--	---

			
FORD			
FORD TRANSIT Flatbed / Chassis (FM_ , FN_)			
2.0 DI, 2.0 TDCi, 2.3, 2.3 16V, 2.4 DI, 2.4 TDCi, 2.4 TDDi, 2.4 TDE 01/00 - 05/06 55 -107 kW	873 007 00		with standard chassis; equipment: 280S;300S;330S;300L

HOLDEN			
HOLDEN ASTRA Hatchback (TS)			
1.6 02/98 - 10/05 74 kW	774 264 00	774 272 00	with standard chassis
1.6 02/98 - 10/05 74 kW	774 266 00	774 274 00	with standard chassis; Heavy Duty Version .
1.8, 1.8 SRi 02/98 - 10/04 85 -92 kW	774 266 00	774 274 00	with standard chassis
1.8, 1.8 SRi 02/98 - 10/04 85 -92 kW	774 267 00		with standard chassis; Heavy Duty Version .
2.0 i Turbo, 2.2 09/00 - 07/04 108 -147 kW	774 267 00	774 274 00	with standard chassis




HOLDEN ASTRA Saloon (TS)			
1.6 09/00 - 74 kW	774 264 00	774 272 00	with standard chassis
1.6 09/00 - 74 kW	774 266 00	774 274 00	with standard chassis; Heavy Duty Version .
1.8, 1.8 i 02/98 - 10/04 85 -92 kW	774 266 00	774 274 00	with standard chassis
1.8, 1.8 i 02/98 - 10/04 85 -92 kW	774 267 00		with standard chassis; Heavy Duty Version .

HOLDEN ASTRA Estate (TS)			
1.6 09/00 - 74 kW	774 264 00	774 291 00	with standard chassis
1.6 09/00 - 74 kW	774 266 00	774 292 00	with standard chassis; Heavy Duty Version .

HOLDEN ASTRA Convertible (TS)			
1.6 02/01 - 74 kW	774 264 00	774 292 00	with standard chassis
1.6 02/01 - 74 kW	774 266 00		with standard chassis; Heavy Duty Version .

HOLDEN ASTRA (AH)			
1.8, 1.8 i 07/05 - 03/10 92 -103 kW	774 329 00	774 314 00	with standard chassis
1.8, 1.8 i 07/05 - 03/10 92 -103 kW	774 343 00	774 318 00	with standard chassis; Heavy Duty Version .
1.9 CDTI, 2.0 Turbo, 2.2 i 07/05 - 03/10 88 -147 kW	774 344 00	774 314 00	with standard chassis
1.9 CDTI, 2.0 Turbo, 2.2 i 07/05 - 03/10 88 -147 kW		774 318 00	with standard chassis; Heavy Duty Version .

HOLDEN ASTRA Estate (AH)			
1.8 i 07/05 - 03/10 92 -103 kW	774 329 00	774 315 00	with standard chassis

			
HOLDEN			
HOLDEN ASTRA Estate (AH)			
1.8 i 07/05 - 03/10	92 -103 kW	774 343 00	774 317 00 with standard chassis; Heavy Duty Version .
1.8 i 07/05 - 03/10	92 -103 kW		774 316 00 with standard chassis; with ride height adjustment
1.9 CDTI 08/08 - 03/10	88 kW	774 344 00	774 315 00 with standard chassis
1.9 CDTI 08/08 - 03/10	88 kW		774 317 00 with standard chassis; Heavy Duty Version .
1.9 CDTI 08/08 - 03/10	88 kW		774 316 00 with standard chassis; with ride height adjustment

HOLDEN ASTRA Twintop (TS)			
1.8, 1.8 i 07/05 - 03/10	92 -103 kW	774 329 00	774 314 00 with standard chassis
1.8, 1.8 i 07/05 - 03/10	92 -103 kW	774 343 00	774 318 00 with standard chassis; Heavy Duty Version .
2.0 i Turbo, 2.2, 2.2 i 06/06 - 03/10	109 -147 kW	774 344 00	774 314 00 with standard chassis
2.0 i Turbo, 2.2, 2.2 i 06/06 - 03/10	109 -147 kW		774 318 00 with standard chassis; Heavy Duty Version .

HOLDEN ASTRA TWINTOP (AH)			
1.9 TDCi 03/08 - 03/10	110 kW	774 344 00	774 317 00 with standard chassis




HOLDEN BARINA Hatchback (SB)			
1.2 i, 1.4 i, 1.6 i, 1.6 Sport, 1.7 Eco 04/94 - 08/00	33 -78 kW	774 403 00	774 436 00 with standard chassis; Heavy Duty Version .
1.2 i, 1.4 i, 1.6 i, 1.6 Sport, 1.7 Eco 04/94 - 08/00	33 -78 kW		with standard chassis

HOLDEN BARINA Saloon (SB)			
1.6 GLX 10/93 - 04/97	68 kW	774 403 00	774 436 00 with standard chassis; Heavy Duty Version .
1.6 GLX 10/93 - 04/97	68 kW		with standard chassis

HOLDEN CALIBRA (YE)			
2.0 i, 2.0 i 16V, 2.5 i V6 10/91 - 11/97	85 -125 kW	774 245 00	774 450 00 with standard chassis
2.0 i Turbo 4x4 03/92 - 11/97	150 kW	774 246 00	with standard chassis; all-wheel drive

HOLDEN ZAFIRA (TT)			
2.2 06/01 - 02/06	108 kW	774 284 00	774 210 00 with standard chassis
2.2 06/01 - 02/06	108 kW	774 201 00	774 210 00 with standard chassis; Heavy Duty Version .

HONDA			
HONDA ACCORD II (AC, AD)			
1.6 EX, 1.8 EX 09/83 - 10/85	65 -74 kW		872 018 00 with standard chassis

			
--	---	---	---

HONDA
HONDA ACCORD II (AC, AD)

HONDA ACCORD V (CC7, CD)

2.0 i, 2.0 i S 03/93 - 01/96 85 -96 kW	872 842 00	872 695 00	with standard chassis
2.0 i, 2.0 i S 03/93 - 01/96 85 -96 kW	872 885 00		with standard chassis; Heavy Duty Version .
2.3 i SR 03/93 - 01/96 116 kW	872 885 00	872 695 00	with standard chassis

HONDA ACCORD V Coupe (CD7, CD9)

2.0 09/93 - 12/97 100 kW	872 900 00	872 738 00	with standard chassis; manual transmission
2.0 09/93 - 12/97 100 kW	872 901 00	872 738 00	with standard chassis; automatic transmission
2.2 i ES 09/93 - 02/98 110 kW	872 901 00	872 738 00	with standard chassis; manual transmission
2.2 i ES 09/93 - 02/98 110 kW		872 738 00	with standard chassis; automatic transmission

HONDA ACCORD VI (CE, CF)




1.9 i, 2.0 i LS 02/96 - 10/98 85 -96 kW	872 842 00	872 695 00	with standard chassis; manual transmission
1.9 i, 2.0 i LS 02/96 - 10/98 85 -96 kW	872 885 00	872 695 00	with standard chassis; automatic transmission
2.2 i VTEC 02/96 - 10/98 110 kW	872 885 00	872 695 00	with standard chassis; manual transmission
2.2 i VTEC 02/96 - 10/98 110 kW		872 695 00	with standard chassis; automatic transmission
2.0 TDi 04/96 - 10/98 77 kW	872 888 00	872 695 00	with standard chassis




HONDA ACCORD VII (CG, CK)






1.6 i, 1.6 LS 10/98 - 12/02 79 -85 kW		872 712 00	with standard chassis
1.8 i, 2.0 i 10/98 - 12/02 100 -108 kW	872 883 00	872 712 00	with standard chassis
1.8 i, 2.0 i 10/98 - 12/02 100 -108 kW	872 948 00		with standard chassis; Heavy Duty Version .
2.0 Turbo DI 02/99 - 12/02 77 kW	872 948 00	872 712 00	with standard chassis
2.3 03/97 - 06/03 110 -113 kW	872 883 00	872 712 00	with standard chassis; manual transmission
2.3 03/97 - 06/03 110 -113 kW	872 948 00		with standard chassis; Heavy Duty Version .; manual transmission
2.3 03/97 - 06/03 110 -113 kW	872 948 00	872 712 00	with standard chassis; automatic transmission




HONDA ACCORD VII Hatchback (CH)

1.8 i, 2.0 12/99 - 12/02 100 -108 kW	872 948 00	872 713 00	with standard chassis
1.8 i, 2.0 12/99 - 12/02 100 -108 kW	872 948 00		with standard chassis; Heavy Duty Version .
2.3 11/00 - 12/02 113 kW	872 883 00	872 713 00	with standard chassis; manual transmission

			
HONDA			
HONDA ACCORD VII Hatchback (CH)			
2.3 11/00 - 12/02 113 kW	872 948 00	872 713 00	with standard chassis; Heavy Duty Version .; manual transmission
2.3 11/00 - 12/02 113 kW	872 948 00	872 713 00	with standard chassis; automatic transmission
2.0 TDi 12/99 - 10/00 77 kW	872 948 00	872 713 00	with standard chassis
HONDA ACCORD VII Coupe (CG)			
2.0 i 16V 02/98 - 06/03 108 kW	872 889 00	872 737 00	with standard chassis; manual transmission
2.0 i 16V 02/98 - 06/03 108 kW		872 737 00	with standard chassis; automatic transmission
HONDA ACCORD VIII (CL_, CM_)			
2.0 02/03 - 114 kW	872 849 00	872 710 00	with standard chassis; mark: Comfort/Sport
2.4, 2.4 i 16V 02/03 - 115 -140 kW	872 849 00	872 710 00	with standard chassis; mark: Type S
2.4, 2.4 i 16V 02/03 - 115 -140 kW	872 849 00	872 711 00	with standard chassis; mark: Executive
2.2 i-CTDi 01/04 - 103 kW	872 927 00	872 710 00	with standard chassis
HONDA ACCORD VIII Tourer (CM_)			
2.0 04/03 - 114 kW	872 924 00	872 771 00	with standard chassis; manual transmission
2.0 04/03 - 114 kW	872 925 00	872 771 00	with standard chassis; automatic transmission
2.4 04/03 - 140 kW	872 925 00		with standard chassis; manual transmission
2.2 i-CTDi 01/04 - 103 kW	872 926 00	872 772 00	with standard chassis; mark: Executive
2.2 i-CTDi 01/04 - 103 kW	872 926 00		with standard chassis; mark: Sport
HONDA CIVIC IV Hatchback (EG)			
1.3 16V, 1.5 i 16V, 1.6 16V Vtec, 1.6 si 16V, 1.6 VTi 16V 10/91 - 11/95 55 -118 kW	872 008 00	872 036 00	with standard chassis
HONDA CIVIC VI Hatchback (EJ, EK)			
1.4 i, 1.4 i S, 1.5 i, 1.6, 1.6 i 11/95 - 02/01 55 -92 kW	872 007 00	872 035 00	with standard chassis
1.4 i 11/95 - 02/01 55 kW	872 008 00	872 036 00	with standard chassis; mark: only 5 doors
HONDA CIVIC VI Fastback (MA)			
1.4 i, 1.5 i Vtec-E, 1.6 i, 1.6 i Vtec 09/94 - 01/97 55 -93 kW	872 008 00	872 036 00	with standard chassis
1.4 16V, 1.5 16V, 1.6 16V 01/97 - 02/01 55 -85 kW	872 007 00	872 035 00	with standard chassis
1.6 VTi 01/97 - 02/01 118 kW	872 008 00	872 036 00	with standard chassis

			
HONDA			
HONDA CIVIC VI Fastback (MA)			
1.8 16V 01/97 - 02/01 124 kW	872 009 00	872 036 00	with standard chassis
HONDA CIVIC VI Saloon (EJ, EK)			
1.4, 1.4 i, 1.5 i 10/93 - 02/01 55 -84 kW	872 007 00	872 035 00	with standard chassis
1.4 i 11/95 - 02/01 66 kW	872 008 00	872 036 00	with standard chassis; mark: only 5 doors
1.6 VTi 11/95 - 02/01 118 kW	872 008 00	872 036 00	with standard chassis
HONDA CIVIC VI Coupe (EJ, EM1)			
1.6 i 03/96 - 03/00 77 kW	872 007 00	872 035 00	with standard chassis
HONDA CIVIC VI Aerodeck (MB, MC)			
1.4 16V, 1.5 16V, 1.6 16V 04/98 - 02/01 55 -85 kW	872 007 00	872 035 00	with standard chassis
HONDA CIVIC VII Hatchback (EU, EP, ES)			
1.4 i, 1.4 iS 02/01 - 09/05 55 -66 kW	872 905 00	872 750 00	with standard chassis; equipment: LS/E/S/Sport; Number of Doors: 3; manual transmission
1.4 i, 1.4 iS 02/01 - 09/05 55 -66 kW	872 904 00	872 750 00	with standard chassis; equipment: ES/SE; Number of Doors: 3; manual transmission
1.4 i, 1.4 iS 02/01 - 09/05 55 -66 kW	872 904 00	872 750 00	with standard chassis; Number of Doors: 3; automatic transmission
1.4 i, 1.4 iS 02/01 - 09/05 55 -66 kW	872 905 00	872 751 00	with standard chassis; equipment: LS/E/S/Sport; Number of Doors: 5; manual transmission
1.4 i, 1.4 iS 02/01 - 09/05 55 -66 kW	872 906 00	872 751 00	with standard chassis; equipment: LS/E/S/Sport; Number of Doors: 5; automatic transmission
1.4 i, 1.4 iS 02/01 - 09/05 55 -66 kW	872 906 00	872 752 00	with standard chassis; equipment: SE; Number of Doors: 5; automatic transmission
1.4 i, 1.4 iS 02/01 - 09/05 55 -66 kW	872 905 00	872 752 00	with standard chassis; equipment: SE; Number of Doors: 5; manual transmission
1.6 i 02/01 - 09/05 81 kW	872 904 00	872 750 00	with standard chassis; equipment: ES/SE/Executive; Number of Doors: 3; manual transmission
1.6 i 02/01 - 09/05 81 kW	872 905 00	872 750 00	with standard chassis; equipment: S; Number of Doors: 3; For left-hand drive vehicles; manual transmission
1.6 i 02/01 - 09/05 81 kW	872 904 00	872 750 00	with standard chassis; equipment: S; Number of Doors: 3; For right-hand drive vehicles; manual transmission
1.6 i 02/01 - 09/05 81 kW	872 904 00	872 750 00	with standard chassis; Number of Doors: 3; automatic transmission
1.6 i 02/01 - 09/05 81 kW	872 905 00	872 751 00	with standard chassis; equipment: LS/S; Number of Doors: 5; manual transmission
1.6 i 02/01 - 09/05 81 kW	872 905 00	872 751 00	with standard chassis; equipment: SE/Executive; Number of Doors: 5; manual transmission
1.6 i 02/01 - 09/05 81 kW	872 906 00	872 752 00	with standard chassis; equipment: ES; Number of Doors: 5; manual transmission
1.6 i 02/01 - 09/05 81 kW	872 906 00	872 751 00	with standard chassis; equipment: LS; Number of Doors: 5; automatic transmission
1.6 i 02/01 - 09/05 81 kW	872 906 00	872 752 00	with standard chassis; equipment: ES/S/SE/Executive; Number of Doors: 5; automatic transmission

			
HONDA			
HONDA CIVIC VII Hatchback (EU, EP, ES)			
2.0 i Sport, 2.0 Type-R 09/01 - 09/05 118 -147 kW	872 920 00	872 750 00	with standard chassis
HONDA CIVIC VII Coupe (EM2)			
1.6 i, 1.7 i, 1.7 i VTEC 02/01 - 12/01 81 -92 kW	872 922 00	872 758 00	with standard chassis
1.6 i, 1.7 i, 1.7 i VTEC 01/02 - 12/02 81 -92 kW	872 923 00	872 759 00	with standard chassis
1.6 i, 1.7 i, 1.7 i VTEC 01/03 - 12/05 81 -92 kW	872 908 00	872 770 00	with standard chassis
HONDA CIVIC VIII Hatchback (FN, FK)			
1.4, 1.6, 1.8 09/05 - 61 -103 kW	872 943 00	872 776 00	with standard chassis
1.8 01/06 - 103 kW	872 945 00	872 777 00	with standard chassis; equipment: Sport / Executive; Number of Doors: 5
2.2 CTDi 01/06 - 103 kW	872 944 00	872 777 00	with standard chassis
HONDA CR-V I (RD)			
2.0, 2.0 16V 01/99 - 02/02 94 -108 kW	872 862 00	872 714 00	with standard chassis
HONDA CR-V II (RD_)			
2.0 07/02 - 09/06 110 kW	872 845 00	872 698 00	with standard chassis
2.2 CTDi 02/05 - 09/06 103 kW	872 928 00	872 773 00	with standard chassis
HONDA CR-V III			
2.0 i-VTEC 01/07 - 105 -110 kW	872 942 00 872 941 00	872 774 00 	with standard chassis; manual transmission
2.2 i-CTDi, 2.2 i-DTEC 01/07 - 103 -110 kW	872 940 00 872 929 00	872 774 00 	with standard chassis
HONDA CRX I (AF, AS)			
1.3, 1.5 i, 1.6 i 16V 10/83 - 10/87 52 -92 kW		872 014 00	with standard chassis
HONDA CRX II (ED, EE)			
1.4 GL, 1.6 i 16V, 1.6 i 16V Vtec 10/89 - 02/92 66 -110 kW		872 014 00	with standard chassis
HONDA JAZZ II (GD)			
1.2, 1.4, 1.5 03/02 - 57 -81 kW	872 871 00	872 730 00	with standard chassis
HONDA PRELUDE III (BA)			
2.0, 2.0 EX, 2.0 i EX 16V, 2.0 i EX 16V CAT 04/87 - 01/92 80 -110 kW	872 020 00		with standard chassis

			
ISUZU			
ISUZU GEMINI Saloon			
1.5 D 06/74 - 09/84	37 kW	774 261 00	774 232 00 with standard chassis

LANCIA			
LANCIA MUSA (350)			
1.4 10/04 -	57 -70 kW	871 541 00	871 170 00 with standard chassis
1.3 Multijet 10/04 -	51 -66 kW	871 542 00	871 170 00 with standard chassis

LANCIA THEMA (834)			
2000 16V 08/92 - 12/93	112 kW	871 561 00	871 159 00 with standard chassis; without ride height adjustment
2000 16V 05/92 - 07/94	112 kW	871 561 00	871 191 00 with standard chassis; with ride height adjustment
2000 16V Turbo 10/92 - 07/94	148 kW		871 191 00 with standard chassis; with ride height adjustment

LANCIA THEMA SW (834)			
2000 16V 05/92 - 07/94	112 kW	871 561 00	871 159 00 with standard chassis; without ride height adjustment




LANCIA THESIS (841AX)			
2.0 Turbo, 2.4, 2.4 JTD, 3.0 V6, 3.2 V6 07/02 -	110 -169 kW	871 566 00	with standard chassis

LANCIA Y10 (156)			
1.0 Fire, 1.0 Fire CAT, 1.1 i.e. Fire 03/85 - 09/95	32 -41 kW	871 164 00	871 174 00 with standard chassis
1.3 i.e. Fire 11/87 - 12/95	53 -56 kW	871 165 00	871 175 00 with standard chassis

LANCIA YPSILON (843)			
1.2 10/03 -	44 kW	871 546 00	871 196 00 with standard chassis; with AC
1.2, 1.4 10/03 -	57 -70 kW	871 546 00	871 196 00 with standard chassis
1.3 JTD, 1.3 Multijet 10/03 -	51 -66 kW	871 569 00	871 196 00 with standard chassis

MAHINDRA RENAULT			
MAHINDRA RENAULT LOGAN			
1.4, 1.5 D, 1.6 CNG 04/07 -	48 -63 kW	871 220 00	871 231 00 with standard chassis
1.4, 1.5 D, 1.6 CNG 04/07 -	48 -63 kW	871 262 00	with standard chassis; Heavy Duty Version .

MAHINDRA RENAULT VERITO			
1.4, 1.5 D 03/11 -	48 -56 kW	871 220 00	871 231 00 with standard chassis
1.4, 1.5 D 03/11 -	48 -56 kW	871 262 00	with standard chassis; Heavy Duty Version .

			
MAHINDRA RENAULT			
MAHINDRA RENAULT VERITO			

MAZDA			
MAZDA 2 (DY)			
1.2, 1.25, 1.3 L, 1.4, 1.4 CD, 1.5, 1.6 02/03 - 50 -82 kW	872 067 00	872 090 00	with standard chassis

MAZDA 2 (DE)			
1.3, 1.5 10/07 - 55 -76 kW	872 026 00	872 038 00	with standard chassis
1.3, 1.5 10/07 - 55 -76 kW	872 027 00	872 038 00	with standard chassis; Heavy Duty Version .
1.4 MZR, 1.6 MZ-CD 01/08 - 50 -66 kW	872 027 00	872 038 00	with standard chassis

MAZDA 323 II Hatchback (BD)			
1.3, 1.5, 1.6 11/80 - 03/87 44 -65 kW	872 403 00	872 411 00	with standard chassis

MAZDA 323 II (BD)			
1.1, 1.3, 1.5, 1.6 GLX 11/80 - 03/87 40 -65 kW	872 403 00	872 411 00	with standard chassis

MAZDA 323 III Hatchback (BF)			
1.1, 1.3, 1.3 i, 1.4, 1.5, 1.5 i, 1.5 i Turbo, 1.6, 1.6 GT, 1.6 GT Turbo, 1.7 D 08/85 - 11/91 40 -103 kW		872 430 00	with standard chassis

MAZDA 323 III (BF)			
1.3, 1.4, 1.5, 1.5 i, 1.5 i Turbo, 1.6 GLX, 1.6 GT, 1.6 GT Turbo, 1.7 D 08/85 - 11/91 40 -103 kW		872 430 00	with standard chassis




MAZDA 323 III Station Wagon (BW)			
1.5, 1.6, 1.7 D 05/86 - 10/89 40 -63 kW		872 432 00	with standard chassis

MAZDA 323 C IV (BG)			
1.3, 1.3 16V, 1.6, 1.6 16V, 1.7 D, 1.8 16V GT 08/89 - 10/94 41 -94 kW	872 021 00	872 033 00	with standard chassis

MAZDA 323 F IV (BG)			
1.6, 1.6 16V, 1.8 16V, 1.8 16V GT 08/89 - 07/94 62 -94 kW	872 021 00	872 033 00	with standard chassis

MAZDA 323 S IV (BG)			
1.3, 1.3 16V, 1.6, 1.6 16V, 1.7 D, 1.8 16V 08/89 - 07/94 41 -76 kW	872 021 00	872 033 00	with standard chassis




MAZDA 323 P V (BA)			
1.3 16V 10/96 - 54 kW	872 064 00	872 057 00	with standard chassis
1.3 16V 10/96 - 54 kW	872 045 00		with standard chassis; Heavy Duty Version .














			
MAZDA			
MAZDA 323 P V (BA)			
1.5 16V 10/96 - 65 kW	872 064 00	872 057 00	with standard chassis; manual transmission
1.5 16V 10/96 - 65 kW	872 045 00		with standard chassis; Heavy Duty Version .; manual transmission
1.5 16V 10/96 - 65 kW	872 045 00	872 071 00	with standard chassis; automatic transmission
1.5 16V 10/96 - 65 kW	872 063 00		with standard chassis; Heavy Duty Version .; automatic transmission
2.0 D 10/96 - 52 kW	872 063 00	872 057 00	with standard chassis

MAZDA 323 C V (BA)			
1.3 16V 08/94 - 09/98 54 kW	872 064 00	872 057 00	with standard chassis
1.3 16V 08/94 - 09/98 54 kW	872 045 00		with standard chassis; Heavy Duty Version .
1.5 16V, 1.8, 1.8 16V, 2.0 08/94 - 09/98 65 -104 kW	872 064 00	872 057 00	with standard chassis; manual transmission
1.5 16V, 1.8, 1.8 16V, 2.0 08/94 - 09/98 65 -104 kW	872 045 00		with standard chassis; Heavy Duty Version .; manual transmission
1.5 16V, 1.8, 1.8 16V, 2.0 08/94 - 09/98 65 -104 kW	872 045 00	872 071 00	with standard chassis; automatic transmission
1.5 16V, 1.8, 1.8 16V, 2.0 08/94 - 09/98 65 -104 kW	872 063 00		with standard chassis; Heavy Duty Version .; automatic transmission






MAZDA 323 F V (BA)			
1.5 16V, 1.8 16V, 2.0 24V 07/94 - 09/98 65 -106 kW	872 064 00	872 057 00	with standard chassis; manual transmission
1.5 16V, 1.8 16V, 2.0 24V 07/94 - 09/98 65 -106 kW	872 045 00		with standard chassis; Heavy Duty Version .; manual transmission
1.5 16V, 1.8 16V, 2.0 24V 07/94 - 09/98 65 -106 kW	872 045 00	872 071 00	with standard chassis; automatic transmission
1.5 16V, 1.8 16V, 2.0 24V 07/94 - 09/98 65 -106 kW	872 063 00		with standard chassis; Heavy Duty Version .; automatic transmission




MAZDA 323 S V (BA)			
1.3 16V 08/94 - 09/98 54 kW	872 064 00	872 057 00	with standard chassis
1.3 16V 08/94 - 09/98 54 kW	872 045 00		with standard chassis; Heavy Duty Version .
1.5 16V, 1.6 08/94 - 09/98 65 -80 kW	872 064 00	872 057 00	with standard chassis; manual transmission
1.5 16V, 1.6 08/94 - 09/98 65 -80 kW	872 045 00		with standard chassis; Heavy Duty Version .; manual transmission
1.5 16V, 1.6 08/94 - 09/98 65 -80 kW	872 045 00	872 071 00	with standard chassis; automatic transmission
1.5 16V, 1.6 08/94 - 09/98 65 -80 kW	872 063 00		with standard chassis; Heavy Duty Version .; automatic transmission
1.6 TD, 1.8, 1.8 16V, 2.0 05/94 - 09/98 60 -98 kW	872 045 00	872 071 00	with standard chassis
1.6 TD, 1.8, 1.8 16V, 2.0 05/94 - 09/98 60 -98 kW	872 063 00		with standard chassis; Heavy Duty Version .

				
MAZDA				
MAZDA 323 S V (BA)				
2.0 D 10/96 - 09/98	52 kW	872 063 00	872 057 00	with standard chassis
MAZDA 323 F VI (BJ)				
1.6 11/00 - 05/04	70 -72 kW	872 141 00		with standard chassis; manual transmission
1.8 Astina, 1.9 16V, 2.0 11/00 - 05/04	84 -96 kW	872 141 00		with standard chassis
2.0 D, 2.0 TD 09/98 - 10/00	52 -66 kW	872 141 00		with standard chassis
MAZDA 323 S VI (BJ)				
1.4 16V, 1.5, 1.5 16V, 1.6, 1.9 16V 05/98 - 10/00	54 -84 kW		872 074 00	with standard chassis
1.6, 2.0, 2.0 Astina 02/00 - 05/04	70 -98 kW	872 142 00		with standard chassis; manual transmission
1.6 09/98 - 05/04	70 -80 kW	872 142 00	872 074 00	with standard chassis; automatic transmission
1.9 16V 11/00 - 05/04	84 kW	872 141 00		with standard chassis
2.0, 2.0 Astina 02/00 - 05/04	96 -98 kW	872 141 00		with standard chassis; automatic transmission
2.0 Astina, 2.0 D, 2.0 DiTD, 2.0 TD 09/98 - 10/00	52 -98 kW	872 141 00	872 074 00	with standard chassis
MAZDA 3 (BK)				
1.4, 1.6 10/03 -	59 -77 kW	872 068 00	872 079 00	with standard chassis
2.0 10/03 -	104 -110 kW		872 079 00	with standard chassis
1.6 DI Turbo 06/04 -	80 kW	872 069 00	872 079 00	with standard chassis
MAZDA 3 Saloon (BK)				
1.6 02/04 -	77 kW	872 068 00	872 095 00	with standard chassis; manual transmission
1.6 02/04 -	77 kW		872 095 00	with standard chassis; automatic transmission
2.0, 2.0 MZR-CD, 2.3 06/00 -	104 -126 kW		872 095 00	with standard chassis
1.6 DI Turbo 06/04 -	80 kW	872 069 00	872 095 00	with standard chassis
MAZDA 626 III Hatchback (GD)				
1.6, 1.8, 2.0, 2.0 12V, 2.0 16V, 2.0 D, 2.2 12V 06/87 - 05/92	44 -109 kW	872 423 00	872 434 00	with standard chassis
MAZDA 626 III (GD)				
1.6, 1.8, 2.0, 2.0 12V, 2.0 16V, 2.0 D, 2.2 12V 06/87 - 05/92	44 -109 kW	872 423 00	872 434 00	with standard chassis

			
MAZDA			
MAZDA 626 III Station Wagon (GV)			
1.8, 2.0, 2.0 12V, 2.0 16V, 2.0 D, 2.0 D Complex, 2.0 GLX, 2.0 i, 2.2 12V 09/87 - 11/96 44 -110 kW	872 040 00	872 054 00	with standard chassis
MAZDA 626 III Coupe (GD)			
1.6 06/87 - 05/92 60 kW	872 423 00	872 434 00	with standard chassis
1.8, 2.0, 2.0 12V, 2.0 16V, 2.2 12V 06/87 - 12/91 65 -109 kW	872 423 00	872 434 00	with standard chassis
MAZDA 626 IV Hatchback (GE)			
1.8, 2.0 i 08/91 - 04/97 66 -85 kW	872 022 00	872 034 00	with standard chassis
2.5 24V 01/92 - 04/97 120 -121 kW	872 023 00	872 034 00	with standard chassis
2.0 D GLX Complex 01/93 - 04/97 55 kW	872 024 00	872 034 00	with standard chassis
MAZDA 626 IV (GE)			
1.8 i, 2.0 i 01/92 - 04/97 66 -85 kW	872 022 00	872 034 00	with standard chassis
2.0 D GLX Complex 10/92 - 04/97 55 kW	872 024 00	872 034 00	with standard chassis
MAZDA 6 Hatchback (GG)			
2.0 08/02 - 02/04 104 kW	872 082 00	872 093 00	with standard chassis; manual transmission
2.0 03/04 - 104 kW	872 085 00  872 083 00 	872 093 00	with standard chassis; manual transmission
2.0 08/02 - 02/04 104 kW	872 086 00	872 093 00	with standard chassis; automatic transmission
2.0 03/04 - 104 kW	872 087 00	872 093 00	with standard chassis; automatic transmission
MAZDA 6 (GG)			
1.8 08/02 - 88 kW	872 085 00  872 083 00 	872 092 00	with standard chassis
2.0 06/02 - 02/04 104 kW	872 082 00	872 092 00	with standard chassis; manual transmission
2.0 03/04 - 104 kW	872 085 00  872 083 00 	872 092 00	with standard chassis; manual transmission
2.0 06/02 - 02/04 104 kW	872 086 00	872 092 00	with standard chassis; automatic transmission
2.0 03/04 - 104 kW	872 087 00	872 092 00	with standard chassis; automatic transmission
2.0 03/05 - 108 kW	872 085 00  872 083 00 	872 092 00	with standard chassis; manual transmission
2.3 06/02 - 02/04 122 kW	872 084 00	872 092 00	with standard chassis; manual transmission
2.0 DI 06/05 - 105 kW	872 140 00  872 089 00 	872 092 00	with standard chassis

M

				
MAZDA				
MAZDA 6 Station Wagon (GY)				
1.8, 2.0 08/02 -	88 -108 kW	872 085 00 872 083 00	 	872 091 00 with standard chassis
MAZDA 929 II (HB)				
2.0, 2.0 i GLX 05/82 - 07/87	66 -88 kW	872 409 00		872 418 00 with standard chassis
MAZDA 929 II Coupe (HB)				
2.0, 2.0 i, 2.0 i Turbo 05/82 - 07/87	66 -89 kW	872 409 00		872 418 00 with standard chassis
MAZDA DEMIO (DW)				
1.3 16V, 1.5 i 16V 10/96 -	46 -64 kW	880 102 00		872 072 00 with standard chassis; manual transmission
MAZDA MX-3 (EC)				
1.6 i 11/93 - CH-Nr.	65 -79 kW	872 049 00		872 059 00 -> CH.Nr.: EC2***213793; with standard chassis; without ABS
1.6 i 11/93 - CH-Nr.	65 -79 kW	872 048 00		872 059 00 -> CH.Nr.: EC1***213793; with standard chassis; with ABS
1.6 i CH-Nr. -	65 -79 kW	872 049 00		872 059 00 CH.Nr.: EC1***213794 ->; with standard chassis; with ABS
1.8 i V6 01/92 -	95 -98 kW	872 048 00		872 059 00 with standard chassis
MAZDA MX-5 I (NA)				
1.6, 1.8 02/94 - 10/96	66 -96 kW	872 066 00		872 075 00 with standard chassis
1.6, 1.8 11/96 - 12/97	66 -96 kW	872 066 00		872 078 00 with standard chassis
1.6, 1.8 02/94 - 04/98	66 -96 kW			872 076 00 with standard chassis; mark: with BILSTEIN damper
1.6, 1.8 05/90 - 09/93	85 -96 kW	872 046 00		872 075 00 with standard chassis
MAZDA MX-5 II (NB)				
1.6 16V, 1.8, 1.8 16V, 1.9 16V, 1.9 i, 1.9 i Turbo 01/98 - 10/05	81 -157 kW	872 047 00		872 058 00 with standard chassis
MAZDA MX-5 III (NC)				
1.8 03/05 -	93 kW	872 081 00		872 094 00 with standard chassis
2.0 03/05 -	118 kW	872 081 00		872 094 00 with standard chassis; Not for 6 speed manual transmission; rim: 16"
2.0 03/05 -	118 kW	872 080 00		872 094 00 with standard chassis; Not for 6 speed manual transmission; rim: 17"
2.0 03/05 -	118 kW	872 081 00		872 094 00 with standard chassis; Manual Transmission, 6-speed; rim: 17"
MAZDA PREMACY (CP)				
1.8, 1.9 07/99 - 07/01	74 -84 kW	872 143 00		872 073 00 with standard chassis; without 3rd seating row
1.8, 1.9 08/01 -	74 -84 kW	872 146 00		872 073 00 with standard chassis; without 3rd seating row




			
MAZDA			
MAZDA PREMACY (CP)			
2.0 11/01 - 96 -107 kW	872 145 00	872 073 00	with standard chassis; without 3rd seating row
2.0 TD 10/99 - 07/01 66 -74 kW	872 147 00	872 073 00	with standard chassis; without 3rd seating row
2.0 TD 08/01 - 74 kW	872 144 00	872 073 00	with standard chassis; without 3rd seating row

MAZDA XEDOS 6 (CA)			
1.6 16V, 1.8, 2.0 V6 01/92 - 79 -106 kW	872 041 00	872 053 00	with standard chassis

MAZDA XEDOS 9 (TA)			
2.0, 2.0 24V 08/93 - 08/00 105 -118 kW	872 043 00		with standard chassis




MERCEDES-BENZ			
MERCEDES-BENZ A-CLASS (W168)			
A 140, A 160 07/97 - 08/04 60 -75 kW	319 404 00	319 414 00	with standard chassis
A 140, A 160 07/97 - 08/04 60 -75 kW	319 406 00	319 415 00	with standard chassis; Heavy Duty Version .
A 160 CDI, A 190 07/98 - 08/04 44 -92 kW	319 406 00	319 414 00	with standard chassis
A 160 CDI, A 190 07/98 - 08/04 44 -92 kW	319 405 00	319 415 00	with standard chassis; Heavy Duty Version .
A 170 CDI, A 210 07/98 - 08/04 66 -103 kW	319 405 00	319 414 00	with standard chassis
A 170 CDI, A 210 07/98 - 08/04 66 -103 kW		319 415 00	with standard chassis; Heavy Duty Version .

MERCEDES-BENZ A-CLASS (W169)			
A 150, A 160, A 170, A 180, A 200, A 200 TURBO 09/04 - 70 -142 kW	319 588 00	319 592 00	with standard chassis; manual transmission
A 150, A 160, A 170, A 180, A 200, A 200 TURBO 09/04 - 70 -142 kW	319 640 00	319 592 00	with standard chassis; automatic transmission
A 150, A 160, A 170, A 180, A 200, A 200 TURBO 09/04 - 70 -142 kW	319 629 00		with standard chassis; Heavy Duty Version .
A 150, A 160, A 170, A 180, A 200, A 200 TURBO 09/04 - 70 -142 kW	319 644 00	319 591 00	with sports suspension
A 150, A 160, A 170, A 180, A 200, A 200 TURBO 09/04 - 70 -142 kW	319 645 00	319 590 00	with sports suspension; Heavy Duty Version .
A 160 CDI, A 180 CDI, A 200 CDI 09/04 - 60 -103 kW	319 640 00	319 592 00	with standard chassis; manual transmission
A 160 CDI, A 180 CDI, A 200 CDI 09/04 - 60 -103 kW	319 641 00		with standard chassis; Heavy Duty Version .; manual transmission
A 160 CDI, A 180 CDI, A 200 CDI 09/04 - 60 -103 kW	319 642 00	319 592 00	with standard chassis; automatic transmission
A 160 CDI, A 180 CDI, A 200 CDI 09/04 - 60 -103 kW	319 643 00		with standard chassis; Heavy Duty Version .; automatic transmission




			
MERCEDES-BENZ			
MERCEDES-BENZ A-CLASS (W169)			
A 160 CDI, A 180 CDI, A 200 CDI 09/04 - 60 -103 kW	319 646 00	319 590 00	with sports suspension; manual transmission
A 160 CDI, A 180 CDI, A 200 CDI 09/04 - 60 -103 kW	319 646 00	319 591 00	with sports suspension; Heavy Duty Version .
A 160 CDI, A 180 CDI, A 200 CDI 09/04 - 60 -103 kW	319 587 00	319 593 00	with sports suspension; automatic transmission

MERCEDES-BENZ B-CLASS (W245)			
B 150, B 160, B 170, B 180, B 200, B 200 TURBO 03/05 - 70 -142 kW	319 588 00	319 592 00	with standard chassis; manual transmission
B 150, B 160, B 170, B 180, B 200, B 200 TURBO 03/05 - 70 -142 kW	319 640 00	319 592 00	with standard chassis; automatic transmission
B 150, B 160, B 170, B 180, B 200, B 200 TURBO 03/05 - 70 -142 kW	319 629 00		with standard chassis; Heavy Duty Version .
B 150, B 160, B 170, B 180, B 200, B 200 TURBO 03/05 - 70 -142 kW	319 644 00	319 591 00	with sports suspension
B 150, B 160, B 170, B 180, B 200, B 200 TURBO 03/05 - 70 -142 kW	319 645 00	319 615 00	with sports suspension; Heavy Duty Version .
B 180 CDI, B 200 CDI 03/05 - 80 -103 kW	319 640 00	319 592 00	with standard chassis; manual transmission
B 180 CDI, B 200 CDI 03/05 - 80 -103 kW	319 641 00		with standard chassis; Heavy Duty Version .; manual transmission
B 180 CDI, B 200 CDI 03/05 - 80 -103 kW	319 642 00	319 592 00	with standard chassis; automatic transmission
B 180 CDI, B 200 CDI 03/05 - 80 -103 kW	319 643 00		with standard chassis; Heavy Duty Version .; automatic transmission
B 180 CDI, B 200 CDI 03/05 - 80 -103 kW	319 648 00	319 615 00	with sports suspension; manual transmission
B 180 CDI, B 200 CDI 03/05 - 80 -103 kW	319 646 00	319 591 00	with sports suspension; Heavy Duty Version .
B 180 CDI, B 200 CDI 03/05 - 80 -103 kW	319 587 00	319 593 00	with sports suspension; automatic transmission




MERCEDES-BENZ 190 (W201)			
2.0 10/82 - 05/90 66 -77 kW	319 848 00	319 893 00	with standard chassis
2.0 10/82 - 05/90 66 -77 kW	319 844 00	319 898 00	with standard chassis; Heavy Duty Version .
2.0, 2.3, 2.3 E, 2.6, D 2.0, D 2.5, E 1.8, E 2.0, E 2.3, E 2.6 10/82 - 12/89 53 -122 kW		319 894 00	with standard chassis; with ride height adjustment
E 2.3-16, E 2.5-16 04/84 - 08/93 125 -150 kW	319 869 00		with standard chassis; with ride height adjustment
2.3, 2.3 E, 2.6, D 2.5, E 2.3, E 2.6 09/86 - 12/89 66 -122 kW	319 849 00	319 893 00	with standard chassis
2.3, 2.3 E, 2.6, D 2.5, E 2.3, E 2.6 09/86 - 12/89 66 -122 kW	319 840 00	319 898 00	with standard chassis; Heavy Duty Version .
D 2.0, E 1.8, E 2.0 10/82 - 06/93 53 -93 kW	319 844 00	319 893 00	with standard chassis

			
MERCEDES-BENZ			
MERCEDES-BENZ 190 (W201)			
D 2.0, E 1.8, E 2.0 10/82 - 06/93 53 -93 kW	319 849 00	319 898 00	with standard chassis; Heavy Duty Version .
MERCEDES-BENZ C-CLASS (W202)			
C 180 09/93 - 12/95 89 -90 kW	319 502 00	319 510 00	with standard chassis; mark: Classic; mark: Elegance
C 180 09/93 - 12/95 89 -90 kW	319 504 00	319 513 00	with standard chassis; mark: Esprit; mark: Sport
C 180 01/96 - 05/00 89 -90 kW	319 546 00	319 559 00	with standard chassis; mark: Classic; mark: Elegance
C 180, C 200, C 200 CDI, C 200 D, C 220, C 230, C 240 01/96 - 05/00 55 -125 kW	319 549 00	319 558 00	with standard chassis; mark: Esprit
C 180, C 200, C 200 CDI, C 200 D, C 220, C 230, C 240 01/96 - 05/00 55 -125 kW	319 549 00	319 553 00	with standard chassis; mark: Sport
C 180 01/96 - 05/00 89 kW	319 548 00	319 572 00	with standard chassis; Heavy Duty Version .; mark: Classic; mark: Elegance
C 180, C 200, C 200 CDI, C 200 D, C 220, C 220 CDI, C 220 D, C 230, C 240, C 250 Turbo-D, C 280 01/96 - 05/00 55 -145 kW	319 548 00	319 572 00	with standard chassis; Heavy Duty Version .; mark: Esprit
C 180, C 200, C 200 CDI, C 200 D, C 220, C 220 CDI, C 220 D, C 230, C 240, C 250 Turbo-D, C 280 01/96 - 05/00 55 -145 kW	319 548 00	319 572 00	with standard chassis; Heavy Duty Version .; mark: Sport
C 180 09/93 - 12/95 89 -90 kW	319 503 00	319 511 00	with standard chassis; Heavy Duty Version .; mark: Classic; mark: Elegance
C 180 03/93 - 12/95 89 -90 kW	319 505 00	319 514 00	with standard chassis; Heavy Duty Version .; mark: Esprit; mark: Sport
C 180 09/93 - 12/95 89 -90 kW		319 515 00	with standard chassis; mark: Esprit; mark: Sport; with ride height adjustment
C 180 01/96 - 05/00 89 -90 kW		319 557 00	with standard chassis; mark: Classic; mark: Elegance; with ride height adjustment
C 180, C 200, C 200 CDI, C 200 D, C 200 Kompressor, C 220, C 230, C 230 Kompressor, C 240 01/96 - 05/00 55 -142 kW		319 557 00	with standard chassis; mark: Esprit; with ride height adjustment
C 180, C 200, C 200 CDI, C 200 D, C 200 Kompressor, C 220, C 230, C 230 Kompressor, C 240 01/96 - 05/00 55 -142 kW		319 557 00	with standard chassis; mark: Sport; with ride height adjustment
C 200, C 220 09/93 - 12/95 100 -110 kW	319 503 00	319 516 00	with standard chassis; mark: Classic; mark: Elegance
C 200, C 200 CDI, C 200 D, C 200 Kompressor, C 220 CDI, C 220 D, C 230 Kompressor, C 240 01/96 - 05/00 55 -142 kW	319 546 00	319 556 00	with standard chassis; mark: Classic; mark: Elegance
C 200, C 200 CDI, C 200 D, C 200 Kompressor, C 220 CDI, C 220 D, C 230 Kompressor, C 240 01/96 - 05/00 55 -142 kW	319 548 00	319 572 00	with standard chassis; Heavy Duty Version .; mark: Classic; mark: Elegance
C 200, C 220 03/93 - 12/95 100 -110 kW	319 505 00	319 514 00	with standard chassis; mark: Esprit; mark: Sport
C 200 01/94 - 12/95 100 kW	319 506 00	319 517 00	with standard chassis; Heavy Duty Version .; mark: Classic; mark: Elegance

			
MERCEDES-BENZ			
MERCEDES-BENZ C-CLASS (W202)			
C 200 01/94 - 12/95 100 kW	319 507 00	319 510 00	with standard chassis; Heavy Duty Version .; mark: Esprit; mark: Sport
C 200, C 200 D, C 220, C 220 D 09/93 - 12/95 55 -110 kW		319 512 00	with standard chassis; mark: Classic; mark: Elegance; with ride height adjustment
C 200, C 220 09/93 - 12/95 100 -110 kW	319 505 00	319 515 00	with standard chassis; mark: Esprit; mark: Sport; with ride height adjustment
C 200, C 200 CDI, C 200 D, C 200 Kompressor, C 220 CDI, C 220 D, C 230 Kompressor, C 240 01/96 - 05/00 55 -142 kW		319 557 00	with standard chassis; mark: Classic; mark: Elegance; with ride height adjustment
C 220 03/93 - 12/95 110 kW	319 506 00	319 517 00	with standard chassis; Heavy Duty Version .; mark: Classic; mark: Elegance
C 200 D 09/93 - 12/95 55 kW	319 503 00	319 511 00	with standard chassis; mark: Classic; mark: Elegance
C 200 D, C 220 D 03/93 - 12/95 55 -70 kW	319 506 00	319 516 00	with standard chassis; Heavy Duty Version .; mark: Classic; mark: Elegance
C 200 D, C 220 D 03/93 - 12/95 55 -70 kW	319 509 00	319 514 00	with standard chassis; Heavy Duty Version .; mark: Esprit; mark: Sport
C 200 D 09/93 - 12/95 55 kW		319 515 00	with standard chassis; mark: Esprit; mark: Sport; with ride height adjustment
C 220 CDI, C 220 D, C 250 Turbo-D, C 280 01/96 - 05/00 55 -145 kW		319 557 00	with standard chassis; mark: Esprit; with ride height adjustment
C 220 D, C 250 Turbo-D, C 280 01/96 - 05/00 55 -145 kW	319 561 00	319 557 00	with standard chassis; mark: Sport; with ride height adjustment
C 220 D 09/93 - 12/95 70 kW	319 507 00	319 515 00	with standard chassis; mark: Esprit; mark: Sport; with ride height adjustment
C 250 D, C 280 09/93 - 12/95 83 -142 kW	319 506 00	319 516 00	with standard chassis; mark: Classic; mark: Elegance
C 250 D, C 280 05/93 - 12/95 83 -142 kW	319 508 00	319 517 00	with standard chassis; Heavy Duty Version .; mark: Classic; mark: Elegance
C 250 D, C 280 05/93 - 12/95 83 -142 kW	319 509 00	319 510 00	with standard chassis; mark: Esprit; mark: Sport
C 250 D, C 280 05/93 - 12/95 83 -142 kW	319 520 00	319 511 00	with standard chassis; Heavy Duty Version .; mark: Esprit; mark: Sport
C 250 D, C 280 09/93 - 12/95 83 -142 kW		319 518 00	with standard chassis; mark: Classic; mark: Elegance; with ride height adjustment
C 250 D, C 280 09/93 - 12/95 83 -142 kW		319 519 00	with standard chassis; mark: Esprit; mark: Sport; with ride height adjustment
C 250 Turbo-D, C 280 01/96 - 05/00 110 -145 kW	319 548 00	319 572 00	with standard chassis; Heavy Duty Version .; mark: Classic; mark: Elegance
C 250 Turbo-D, C 280 01/96 - 05/00 110 -145 kW	319 547 00	319 557 00	with standard chassis; mark: Classic; mark: Elegance; with ride height adjustment
MERCEDES-BENZ C-CLASS Estate (S202)			
C 180 T 06/96 - 03/01 90 -95 kW	319 504 00	319 559 00	with standard chassis; mark: Classic; mark: Elegance
C 180 T 06/96 - 03/01 90 -95 kW	319 504 00	319 573 00	with standard chassis; mark: Classic; mark: Elegance; with ride height adjustment
C 180 T, C 200 T, C 200 T CDI, C 200 T D, C 200 T Kompressor, C 230 T, C 230 T Kompressor, C 240 T 06/96 - 03/01 65 -142 kW	319 549 00	319 559 00	with standard chassis; mark: Esprit; mark: Sport




			
MERCEDES-BENZ			
MERCEDES-BENZ C-CLASS Estate (S202)			
C 180 T, C 200 T, C 200 T CDI, C 200 T D, C 200 T Kompressor, C 230 T, C 230 T Kompressor, C 240 T 06/96 - 03/01 65 -142 kW	319 549 00	319 573 00	with standard chassis; mark: Esprit; mark: Sport; with ride height adjustment
C 180 T, C 200 T, C 200 T CDI, C 200 T D, C 200 T Kompressor, C 220 T CDI, C 220 T D, C 230 T, C 230 T Kompressor, C 240 T, C 250 T Turbo-D, C 280 T 06/96 - 03/01 55 -145 kW	319 548 00		with standard chassis; Heavy Duty Version .
C 200 T, C 200 T CDI, C 200 T D, C 200 T Kompressor, C 220 T CDI, C 220 T D, C 230 T Kompressor, C 240 T 06/96 - 03/01 55 -142 kW	319 546 00	319 559 00	with standard chassis; mark: Classic; mark: Elegance
C 200 T, C 200 T CDI, C 200 T D, C 200 T Kompressor, C 220 T CDI, C 220 T D, C 230 T Kompressor, C 240 T 06/96 - 03/01 55 -142 kW	319 546 00	319 573 00	with standard chassis; mark: Classic; mark: Elegance; with ride height adjustment
C 220 T CDI, C 220 T D, C 250 T Turbo-D, C 280 T 06/97 - 03/01 55 -145 kW	319 548 00	319 559 00	with standard chassis; mark: Esprit
C 220 T CDI, C 220 T D, C 250 T Turbo-D, C 280 T 06/97 - 03/01 55 -145 kW	319 561 00	319 559 00	with standard chassis; mark: Sport
C 220 T CDI, C 220 T D, C 250 T Turbo-D, C 280 T 06/97 - 03/01 55 -145 kW	319 561 00	319 573 00	with standard chassis; mark: Sport; with ride height adjustment
C 250 T Turbo-D, C 280 T 06/96 - 03/01 110 -145 kW	319 547 00	319 559 00	with standard chassis; mark: Classic; mark: Elegance
C 250 T Turbo-D, C 280 T 06/96 - 03/01 110 -145 kW	319 547 00	319 573 00	with standard chassis; mark: Classic; mark: Elegance; with ride height adjustment

MERCEDES-BENZ C-CLASS (W203)			
C 180, C 180 Kompressor, C 200 Kompressor, C 230 Kompressor 05/00 - 95 -141 kW	319 568 00	319 554 00	with standard chassis
C 180, C 180 Kompressor, C 200 CDI, C 200 CGI Kompressor, C 200 Kompressor, C 230, C 230 Kompressor, C 240, C 280, C 320, C 350 05/00 - 75 -200 kW	319 581 00	319 572 00	with standard chassis; Heavy Duty Version .
C 200 CGI Kompressor 07/03 - 125 kW	319 568 00	319 554 00	with standard chassis
C 230, C 280, C 3.5, C 350 01/05 - 150 -200 kW	319 569 00	319 554 00	with standard chassis
C 240, C 320 05/00 - 125 -160 kW	319 569 00	319 554 00	with standard chassis
C 200 CDI, C 220 CDI 05/00 - 04/04 75 -105 kW	319 580 00	319 554 00	with standard chassis
C 220 CDI 04/04 - 105 kW	319 569 00	319 554 00	with standard chassis
C 220 CDI 05/00 - 105 -110 kW	319 581 00	319 572 00	with standard chassis; Heavy Duty Version .
C 220 CDI 02/04 - 110 kW	319 569 00	319 554 00	with standard chassis
C 270 CDI, C 320 CDI 12/00 - 125 -165 kW	319 581 00	319 554 00	with standard chassis




			
MERCEDES-BENZ			
MERCEDES-BENZ C-CLASS T-Model (S203)			
C 180 Kompressor, C 200 CDI 05/04 - 08/07 75 -105 kW	319 580 00	319 577 00	with standard chassis
C 180, C 180 Kompressor, C 200 CGI Kompressor, C 200 Kompressor, C 230 Kompressor 03/01 - 04/04 95 -141 kW	319 568 00	319 577 00	with standard chassis
C 180, C 180 Kompressor, C 200 CDI, C 200 CGI Kompressor, C 200 Kompressor, C 220 CDI, C 230, C 230 Kompressor, C 240, C 280, C 320, C 350 03/01 - 08/07 75 -200 kW	319 581 00	319 578 00	with standard chassis; Heavy Duty Version .
C 200 Kompressor 05/04 - 08/07 120 kW	319 568 00	319 577 00	with standard chassis
C 240, C 320 03/01 - 04/04 125 -160 kW	319 569 00	319 577 00	with standard chassis
C 240 4-matic, C 320 4-matic 07/02 - 04/04 125 -160 kW	319 581 00	319 577 00	with standard chassis
C 280 4-matic, C 320 4-matic, C 320 CDI, C 350 4-matic 04/04 - 08/07 160 -200 kW	319 581 00	319 577 00	with standard chassis
C 200 CDI, C 220 CDI 03/01 - 04/04 75 -110 kW	319 580 00	319 577 00	with standard chassis
C 220 CDI, C 230, C 230 Kompressor, C 240, C 280, C 320, C 350 05/04 - 08/07 105 -200 kW	319 569 00	319 577 00	with standard chassis
C 270 CDI 03/01 - 04/04 125 kW	319 581 00	319 577 00	with standard chassis




MERCEDES-BENZ C-CLASS Coupe (CL203)			
C 160 Kompressor, C 180, C 180 Kompressor, C 200 CDI, C 200 CGI Kompressor, C 200 Kompressor, C 220, C 230 Kompressor 03/01 - 06/11 90 -141 kW	319 582 00	319 559 00	with standard chassis
C 160 Kompressor, C 180, C 180 Kompressor, C 200 CGI Kompressor, C 200 Kompressor, C 220, C 230 Kompressor 03/01 - 06/11 90 -141 kW	319 583 00	319 577 00	with standard chassis; Heavy Duty Version .
C 200 CDI, C 220 CDI, C 230, C 230 Kompressor, C 350 03/01 - 06/11 90 -200 kW		319 577 00	with standard chassis; Heavy Duty Version .
C 220 CDI, C 230, C 230 Kompressor, C 350 03/01 - 06/11 105 -200 kW	319 583 00	319 559 00	with standard chassis

MERCEDES-BENZ CLC-CLASS			
CLC 180 Kompressor, CLC 200 Kompressor 05/08 - 105 -135 kW	319 568 00	319 453 00	with standard chassis
CLC 180 Kompressor, CLC 200 Kompressor 05/08 - 105 -135 kW	319 584 00	319 453 00	with standard chassis; Heavy Duty Version .
CLC 350 05/08 - 200 kW	319 580 00	319 453 00	with standard chassis
CLC 200 CDI, CLC 230 05/08 - 90 -150 kW	319 584 00	319 453 00	with standard chassis; without AC; manual transmission
CLC 200 CDI, CLC 230 05/08 - 90 -150 kW	319 580 00	319 453 00	with standard chassis; with AC; automatic transmission
CLC 200 CDI, CLC 230 05/08 - 90 -150 kW	319 580 00	319 453 00	with standard chassis; Heavy Duty Version .; without AC; manual transmission

			
MERCEDES-BENZ			
MERCEDES-BENZ CLC-CLASS			
CLC 220 CDI 05/08 - 110 kW	319 584 00	319 453 00	with standard chassis
CLC 220 CDI 05/08 - 110 kW	319 580 00	319 453 00	with standard chassis; Heavy Duty Version .
MERCEDES-BENZ C CLASS (W204)			
C 230, C 280, C 300 01/07 - 150 -170 kW	319 607 00	319 594 00	with standard chassis
C 230, C 280, C 300 01/07 - 150 -170 kW	319 608 00	319 595 00	with standard chassis; Heavy Duty Version .
C 230, C 280, C 300 01/07 - 150 -170 kW	319 624 00	319 597 00	with sports suspension
C 230, C 280, C 300 01/07 - 150 -170 kW	319 626 00	319 598 00	with sports suspension; Heavy Duty Version .
C 230 4-matic 07/07 - 150 kW	319 609 00	319 595 00	with standard chassis; Heavy Duty Version .
C 280 4-matic, C 300 4-matic 07/07 - 170 kW	319 609 00	319 595 00	with standard chassis
C 180 CDI, C 180 CGI, C 180 Kompressor, C 200 CDI, C 200 CGI, C 200 Kompressor, C 220 CDI, C 250 CGI 07/09 - 88 -150 kW	319 605 00	319 594 00	with standard chassis
C 180 CDI, C 180 CGI, C 180 Kompressor, C 200 CDI, C 200 CGI, C 200 Kompressor, C 220 CDI, C 250 CGI 07/09 - 88 -150 kW	319 606 00	319 595 00	with standard chassis; Heavy Duty Version .
C 180 CDI, C 180 CGI, C 180 Kompressor, C 200 CDI, C 200 CGI, C 200 Kompressor, C 220 CDI, C 250 CGI 07/09 - 88 -150 kW	319 622 00	319 597 00	with sports suspension
C 180 CDI, C 180 CGI, C 180 Kompressor, C 200 CDI, C 200 CGI, C 200 Kompressor, C 220 CDI, C 250 CGI 07/09 - 88 -150 kW	319 623 00	319 598 00	with sports suspension; Heavy Duty Version .
C 250 CDI 08/08 - 150 kW	319 506 00	319 594 00	with standard chassis; equipment: mit BlueEFFICIENCY
C 250 CDI 08/08 - 150 kW	319 620 00	319 595 00	with standard chassis; Heavy Duty Version .; equipment: mit BlueEFFICIENCY
C 250 CDI 08/08 - 150 kW	319 627 00	319 597 00	with sports suspension; equipment: mit BlueEFFICIENCY
C 250 CDI 08/08 - 150 kW	319 628 00	319 598 00	with sports suspension; Heavy Duty Version .; equipment: mit BlueEFFICIENCY
C 320 CDI, C 350 CDI 01/07 - 165 -195 kW	319 620 00	319 595 00	with standard chassis
C 320 CDI, C 350 CDI 01/07 - 165 -195 kW	319 621 00	319 596 00	with standard chassis; Heavy Duty Version .
C 320 CDI, C 350 CDI 01/07 - 165 -195 kW	319 628 00	319 598 00	with sports suspension
C 320 CDI, C 350 CDI 01/07 - 165 -195 kW	319 625 00	319 598 00	with sports suspension; Heavy Duty Version .
MERCEDES-BENZ C CLASS T-Model (S204)			
C 180 CGI, C 180 Kompressor, C 200 CDI, C 200 Kompressor, C 220 CDI, C 250 CGI 07/09 - 100 -150 kW	319 605 00	319 595 00	with standard chassis

M

			
MERCEDES-BENZ			
MERCEDES-BENZ C CLASS T-Model (S204)			
C 180 CGI, C 180 Kompressor, C 200 CDI, C 200 Kompressor, C 220 CDI, C 250 CGI 07/09 - 100 -150 kW	319 606 00	319 596 00	with standard chassis; Heavy Duty Version .
C 180 CGI, C 180 Kompressor, C 200 CDI, C 200 Kompressor, C 220 CDI, C 250 CGI 07/09 - 100 -150 kW	319 622 00	319 597 00	with sports suspension
C 180 CGI, C 180 Kompressor, C 200 CDI, C 200 Kompressor, C 220 CDI, C 250 CGI 07/09 - 100 -150 kW	319 623 00	319 598 00	with sports suspension; Heavy Duty Version .
C 180 CGI, C 180 Kompressor, C 200 CDI, C 200 Kompressor, C 220 CDI, C 230, C 250 CGI, C 280, C 320 CDI, C 350, C 350 CDI 10/09 - 100 -200 kW		319 599 00	with standard chassis; with ride height adjustment
C 200 CDI, C 230, C 280 08/07 - 100 -170 kW	319 607 00	319 595 00	with standard chassis
MERCEDES-BENZ CLK (C208)			
200, 200 Kompressor 06/97 - 06/02 100 -141 kW	319 549 00	319 553 00	with standard chassis
230 Kompressor 06/97 - 06/02 142 -145 kW	319 549 00	319 553 00	with standard chassis
320 06/97 - 06/02 160 kW	319 561 00	319 553 00	with standard chassis
MERCEDES-BENZ CLK Convertible (A208)			
200 03/98 - 03/02 100 kW	319 543 00	319 559 00	with standard chassis
200 Kompressor, 230 Kompressor, 320, 430, 55 AMG 01/00 - 03/02 120 -255 kW	319 561 00	319 559 00	with standard chassis
MERCEDES-BENZ CLK (C209)			
200 Kompressor 09/02 - 120 -135 kW	319 568 00	319 551 00	with standard chassis
200 CGI 07/03 - 125 kW	319 580 00	319 551 00	with standard chassis
200 CGI, 200 Kompressor, 220 CDI, 240, 280, 320, 350 06/02 - 110 -200 kW	319 581 00	319 577 00	with standard chassis; Heavy Duty Version .
240, 320 06/02 - 125 -160 kW	319 569 00	319 551 00	with standard chassis
280, 350 01/05 - 170 -200 kW	319 569 00	319 551 00	with standard chassis
220 CDI 01/05 - 110 kW	319 569 00	319 551 00	with standard chassis
270 CDI 10/02 - 125 kW	319 581 00	319 551 00	with standard chassis
270 CDI, 320 CDI, 500 06/02 - 125 -285 kW		319 577 00	with standard chassis; Heavy Duty Version .
320 CDI, 500 06/02 - 165 -285 kW	319 581 00	319 551 00	with standard chassis
MERCEDES-BENZ CLK Convertible (A209)			
200 Kompressor 02/03 - 120 -135 kW	319 568 00	319 551 00	with standard chassis




			
MERCEDES-BENZ			
MERCEDES-BENZ CLK Convertible (A209)			
200 CGI 07/03 - 04/04 125 kW	319 568 00	319 551 00	with standard chassis
200 CGI, 200 Kompressor, 240, 280, 320, 350 02/03 - 120 -200 kW	319 581 00	319 577 00	with standard chassis; Heavy Duty Version .
240 02/03 - 125 kW	319 569 00	319 551 00	with standard chassis
280 01/05 - 170 kW	319 569 00	319 551 00	with standard chassis
320 02/03 - 160 kW	319 569 00	319 551 00	with standard chassis
320 CDI, 350 01/05 - 165 -200 kW	319 569 00	319 551 00	with standard chassis
320 CDI, 500 02/03 - 165 -285 kW		319 577 00	with standard chassis; Heavy Duty Version .

MERCEDES-BENZ Saloon (W124)			
200, 200 D, 200 E, 230 E, 230 E CAT 01/85 - 06/93 53 -100 kW	319 400 00	319 410 00	with standard chassis
200, 200 D, 200 E, 230 E, 230 E CAT 01/85 - 06/93 53 -100 kW	319 401 00	319 411 00	with standard chassis; Heavy Duty Version .
200, 200 D, 200 E, 220 E, 230 E, 230 E CAT, 250 D, 250 Turbo-D, 260 E, 280 E, 300 D, 300 E, 300 E-24, 300 TD SD, 300 Turbo-D, 320 E 06/85 - 06/93 53 -170 kW	319 403 00		Not for Western Europe (Total); with standard chassis
250 D, 300 D, 300 E 01/85 - 06/93 66 -138 kW	319 401 00	319 410 00	with standard chassis
250 D, 300 D, 300 E 01/85 - 06/93 66 -138 kW	319 402 00	319 411 00	with standard chassis; Heavy Duty Version .

MERCEDES-BENZ KOMBI Estate (S124)			
200 E, 200 T, 200 T D, 230 TE, 230 TE CAT 06/89 - 05/93 53 -100 kW	319 400 00	319 412 00	with standard chassis; with ride height adjustment
250 T D, 250 TD Turbo, 300 T D, 300 TE 09/85 - 07/93 66 -138 kW	319 401 00	319 412 00	with standard chassis; with ride height adjustment

MERCEDES-BENZ CABRIOLET (A124)			
300 CE-24 04/92 - 06/93 162 -170 kW		319 412 00	with standard chassis; with ride height adjustment




MERCEDES-BENZ /8 (W114)			
230.6 01/68 - 11/76 88 kW	319 842 00	319 834 00	with standard chassis
230.6 01/68 - 11/76 88 kW	319 841 00		with standard chassis; mark: 114.017
230.6, 280, 280 E 01/68 - 11/76 88 -136 kW	319 860 00	319 854 00	with standard chassis; Heavy Duty Version .
250 01/68 - 08/72 85 -96 kW	319 841 00		Only for United States of America; with standard chassis
280, 280 E 06/72 - 11/76 118 -136 kW	319 821 00	319 834 00	with standard chassis

			
MERCEDES-BENZ			
MERCEDES-BENZ /8 Coupe (W114)			
250 C, 250 C 2.8, 250 CE 04/69 - 11/76 96 -110 kW	319 842 00		with standard chassis
280 C, 280 CE 06/72 - 02/77 118 -136 kW	319 821 00		with standard chassis




MERCEDES-BENZ /8 (W115)			
200 01/68 - 01/77 63 kW	319 842 00	319 834 00	with standard chassis
200, 200 D, 220, 220 D, 230.4, 240 D, 240 D 3.0 01/68 - 01/77 40 -81 kW	319 860 00	319 854 00	with standard chassis; Heavy Duty Version .
200 01/68 - 01/77 70 kW	319 842 00	319 834 00	with standard chassis
220 01/68 - 07/73 66 kW	319 842 00	319 834 00	with standard chassis
220, 220 D 01/68 - 01/77 44 -77 kW	319 841 00		Only for United States of America; with standard chassis
220 01/68 - 07/73 77 kW	319 842 00	319 834 00	with standard chassis
230.4 08/73 - 12/76 81 kW	319 842 00	319 834 00	with standard chassis
200 D 01/68 - 01/77 40 kW	319 842 00	319 834 00	with standard chassis
220 D 01/68 - 01/77 44 kW	319 842 00	319 834 00	with standard chassis
240 D 08/73 - 01/77 48 kW	319 842 00	319 834 00	with standard chassis
240 D 3.0 08/74 - 11/76 59 kW	319 821 00	319 834 00	with standard chassis



MERCEDES-BENZ Saloon (W123)			
200, 230, 230 E 02/76 - 12/85 62 -100 kW	319 825 00	319 834 00	with standard chassis
200, 200 D, 220 D, 230, 230 E, 240 D, 250, 280, 280 E, 300 D, 300 Turbo-D 01/76 - 07/85 40 -136 kW	319 826 00	319 834 00	with standard chassis; mark: TAXI
200, 200 D, 220 D, 230, 230 E, 240 D 01/76 - 11/85 40 -100 kW	319 823 00	319 854 00	with standard chassis; Heavy Duty Version .
250, 280, 280 E 02/76 - 11/85 95 -136 kW	319 827 00	319 834 00	with standard chassis
250, 280, 280 E, 300 D, 300 Turbo-D 02/76 - 07/85 59 -136 kW	319 826 00	319 854 00	with standard chassis; Heavy Duty Version .
200 D, 220 D, 240 D 02/76 - 11/85 40 -53 kW	319 824 00	319 834 00	with standard chassis
240 D, 250 02/76 - 07/85 48 -103 kW		319 854 00	with standard chassis; with ride height adjustment
300 D, 300 Turbo-D 02/76 - 07/85 59 -92 kW	319 823 00	319 878 00	with standard chassis




MERCEDES-BENZ KOMBI Estate (S123)			
200 T, 230 T, 230 TE 04/80 - 11/85 74 -100 kW	319 825 00	319 891 00	with standard chassis; with ride height adjustment

			
MERCEDES-BENZ			
MERCEDES-BENZ KOMBI Estate (S123)			
200 T, 230 T, 230 TE, 240 T D, 250 T, 280 TE, 300 T D, 300 T Turbo-D 10/80 - 12/85 48 -136 kW	319 826 00	319 891 00	with standard chassis; mark: TAXI
200 T, 230 T, 230 TE, 240 T D 03/79 - 12/85 48 -100 kW	319 823 00	319 876 00	with standard chassis; Heavy Duty Version .
250 T, 280 TE 09/77 - 11/85 95 -136 kW	319 827 00	319 891 00	with standard chassis; with ride height adjustment
250 T, 280 TE, 300 T D, 300 T Turbo-D 09/77 - 11/85 59 -136 kW	319 823 00		with standard chassis; Heavy Duty Version .
240 T D 09/77 - 12/85 48 -53 kW	319 824 00	319 891 00	with standard chassis; with ride height adjustment
300 T D, 300 T Turbo-D 09/77 - 11/85 59 -92 kW	319 823 00	319 891 00	with standard chassis; with ride height adjustment
MERCEDES-BENZ COUPE (C123)			
230 C, 230 CE 05/77 - 12/85 80 -100 kW	319 825 00	319 834 00	with standard chassis
230 C, 230 CE 05/77 - 12/85 80 -100 kW	319 823 00	319 854 00	with standard chassis; Heavy Duty Version .
280 C, 280 CE 03/77 - 11/85 115 -136 kW	319 827 00	319 834 00	with standard chassis
280 C, 280 CE, 300 C Turbo-D 03/77 - 07/85 92 -136 kW	319 826 00	319 854 00	with standard chassis; Heavy Duty Version .
300 C Turbo-D 09/81 - 07/85 92 kW	319 823 00	319 878 00	with standard chassis
MERCEDES-BENZ COUPE (C124)			
230 CE, 230 CE CAT 03/87 - 12/92 97 -100 kW	319 400 00	319 410 00	with standard chassis
230 CE, 230 CE CAT 03/87 - 12/92 97 -100 kW	319 401 00	319 411 00	with standard chassis; Heavy Duty Version .
300 CE, 300 CE-24 03/87 - 05/93 132 -170 kW	319 401 00	319 410 00	with standard chassis
300 CE, 300 CE-24 03/87 - 05/93 132 -170 kW	319 402 00	319 411 00	with standard chassis; Heavy Duty Version .
MERCEDES-BENZ E-CLASS (W124)			
E 200, E 200 D, E 220 06/93 - 06/95 55 -110 kW	319 401 00	319 410 00	with standard chassis
E 200, E 200 D, E 220 06/93 - 06/95 55 -110 kW	319 402 00	319 411 00	with standard chassis; Heavy Duty Version .
E 200, E 200 D, E 220, E 250 D, E 250 Turbo-D, E 280, E 280 long, E 300 D, E 300 Turbo-D, E 320 06/93 - 06/95 55 -162 kW	319 403 00		Not for Western Europe (Total); with standard chassis
E 250 D, E 250 Turbo-D, E 280, E 300 D, E 300 Turbo-D, E 320 06/93 - 06/95 83 -162 kW	319 402 00	319 410 00	with standard chassis
E 250 D, E 250 Turbo-D, E 280, E 300 D, E 300 Turbo-D, E 320 06/93 - 06/95 83 -162 kW		319 411 00	with standard chassis; Heavy Duty Version .
MERCEDES-BENZ E-CLASS Estate (S124)			
E 200 T, E 220 T 06/93 - 06/96 100 -110 kW	319 401 00	319 412 00	with standard chassis; with ride height adjustment




M

			
MERCEDES-BENZ			
MERCEDES-BENZ E-CLASS Estate (S124)			
300 TD T, E 250 T D, E 250 Turbo D, E 280 T, E 300 T D, E 300 T Turbo-D, E 320 T 06/92 - 06/96 83 -162 kW	319 402 00	319 412 00	with standard chassis; with ride height adjustment
MERCEDES-BENZ E-CLASS Coupe (C124)			
E 200, E 220 06/93 - 06/97 100 -110 kW	319 401 00	319 410 00	with standard chassis
E 200, E 220 06/93 - 06/97 100 -110 kW	319 402 00	319 411 00	with standard chassis; Heavy Duty Version .
E 320 06/93 - 06/97 162 kW	319 402 00	319 410 00	with standard chassis
E 320 06/93 - 06/97 162 kW		319 411 00	with standard chassis; Heavy Duty Version .
MERCEDES-BENZ E-CLASS (W210)			
E 200, E 200 D, E 200 Kompressor, E 220 D, E 230, E 240, E 280, E 320 06/95 - 03/02 55 -165 kW	319 540 00	319 551 00	with sports suspension; mark: Avantgarde; without ride height adjustment
E 200, E 200 Kompressor 06/95 - 03/02 100 -137 kW	319 541 00		with sports suspension; Heavy Duty Version .; mark: Avantgarde
E 200 06/95 - 06/99 100 kW	319 504 00	319 554 00	-> CH.Nr.: A394035; with standard chassis; mark: Classic; mark: Elegance; without ride height adjustment
E 200 CH-Nr. - 06/99 100 kW	319 542 00	319 554 00	CH.Nr.: A394036-> A962231; with standard chassis; mark: Classic; mark: Elegance; without ride height adjustment
E 200 06/95 - 06/99 100 kW	319 543 00	319 550 00	-> CH.Nr.: A962231; with standard chassis; Heavy Duty Version .; mark: Classic; mark: Elegance; without ride height adjustment
E 200, E 240, E 280 07/99 - 03/02 100 -150 kW	319 543 00	319 554 00	CH.Nr.: A962232 ->; with standard chassis; mark: Classic; mark: Elegance; without ride height adjustment
E 200, E 240, E 280 07/99 - 03/02 100 -150 kW	319 544 00	319 550 00	CH.Nr.: A962232 ->; with standard chassis; Heavy Duty Version .; mark: Classic; mark: Elegance; without ride height adjustment
E 200, E 200 CDI, E 200 D, E 200 Kompressor, E 220 CDI, E 220 D, E 230, E 240, E 250 D, E 250 Turbo-D, E 280, E 290 Turbo-D, E 300 D, E 300 Turbo-D, E 320, E 320 CDI 06/95 - 03/02 65 -162 kW		319 553 00	with standard chassis; mark: Classic; mark: Elegance; with ride height adjustment
E 230, E 240 06/95 - 06/99 110 -125 kW	319 504 00	319 554 00	-> CH.Nr.: A394035; with standard chassis; mark: Classic; mark: Elegance; without ride height adjustment; manual transmission
E 230, E 240 CH-Nr. - 06/99 110 -125 kW	319 542 00	319 554 00	CH.Nr.: A394036-> A962231; with standard chassis; mark: Classic; mark: Elegance; without ride height adjustment; manual transmission
E 230, E 240 06/95 - 06/99 110 -125 kW	319 543 00	319 554 00	-> CH.Nr.: A962231; with standard chassis; mark: Classic; mark: Elegance; without ride height adjustment; automatic transmission
E 230, E 240, E 300 D 06/95 - 06/99 100 -125 kW	319 545 00	319 550 00	-> CH.Nr.: A394035; with standard chassis; Heavy Duty Version .; mark: Classic; mark: Elegance; without ride height adjustment
E 230, E 240 CH-Nr. - 06/99 110 -125 kW	319 544 00	319 550 00	CH.Nr.: A394036-> A962231; with standard chassis; Heavy Duty Version .; mark: Classic; mark: Elegance; without ride height adjustment
E 320 06/95 - 06/97 162 kW	319 543 00	319 554 00	with standard chassis; mark: Classic; mark: Elegance; without ride height adjustment
E 320 06/95 - 06/97 162 kW	319 545 00	319 550 00	with standard chassis; Heavy Duty Version .; mark: Classic; mark: Elegance; without ride height adjustment
E 320, E 430 CH-Nr. - 03/02 165 -205 kW	319 543 00	319 550 00	CH.Nr.: A394036 ->; with standard chassis; mark: Classic; mark: Elegance

			
MERCEDES-BENZ			
MERCEDES-BENZ E-CLASS (W210)			
E 320, E 430 CH-Nr. - 03/02 165 -205 kW	319 544 00	319 552 00	CH.Nr.: A394036 ->; with standard chassis; Heavy Duty Version .; mark: Classic; mark: Elegance
E 420, E 430, E 430 4-matic 01/96 - 03/02 205 kW	319 541 00	319 577 00	with standard chassis; mark: Avantgarde
E 420, E 430 01/96 - 06/99 205 kW	319 545 00	319 550 00	-> CH.Nr.: A394035; with standard chassis; mark: Classic; mark: Elegance
E 420, E 430 01/96 - 06/99 205 kW		319 552 00	-> CH.Nr.: A394035; with standard chassis; Heavy Duty Version .; mark: Classic; mark: Elegance
E 430 4-matic 05/99 - 03/02 205 kW	319 544 00	319 550 00	with standard chassis; mark: Classic; mark: Elegance
E 200 D, E 220 D, E 230, E 240, E 280, E 320 06/95 - 03/02 55 -165 kW	319 541 00	319 577 00	with sports suspension; Heavy Duty Version .; mark: Avantgarde; without ride height adjustment
E 200 D, E 200 Kompressor, E 220 D, E 250 D, E 250 Turbo-D, E 280, E 290 Turbo-D 06/95 - 06/99 55 -150 kW	319 543 00	319 554 00	-> CH.Nr.: A962231; with standard chassis; mark: Classic; mark: Elegance; without ride height adjustment
E 200 D, E 200 Kompressor, E 220 D, E 250 D, E 250 Turbo-D, E 280, E 290 Turbo-D 06/95 - 06/99 55 -142 kW	319 545 00	319 550 00	-> CH.Nr.: A394035; with standard chassis; Heavy Duty Version .; mark: Classic; mark: Elegance; without ride height adjustment
E 200 D, E 200 Kompressor, E 220 D, E 250 D, E 250 Turbo-D, E 280, E 290 Turbo-D CH-Nr. - 06/99 55 -150 kW	319 544 00	319 550 00	CH.Nr.: A394036-> A962231; with standard chassis; Heavy Duty Version .; mark: Classic; mark: Elegance; without ride height adjustment
E 200 CDI, E 220 CDI, E 220 D, E 250 D, E 250 Turbo-D, E 290 Turbo-D, E 300 D 06/95 - 03/02 70 -110 kW	319 540 00	319 551 00	with sports suspension; mark: Avantgarde; without ride height adjustment; manual transmission
E 200 CDI, E 220 CDI, E 220 D, E 250 D, E 250 Turbo-D, E 290 Turbo-D, E 300 D 06/95 - 03/02 70 -110 kW	319 541 00	319 577 00	with standard chassis; Heavy Duty Version .; mark: Avantgarde; without ride height adjustment
E 200 CDI, E 220 CDI, E 300 D, E 300 Turbo-D 12/96 - 06/99 75 -130 kW	319 545 00	319 554 00	-> CH.Nr.: A394035; with standard chassis; mark: Classic; mark: Elegance; without ride height adjustment
E 200 CDI, E 220 CDI, E 270 CDI, E 300 D, E 300 Turbo-D, E 320 CDI 12/96 - 03/02 75 -145 kW		319 550 00	with standard chassis; Heavy Duty Version .; mark: Classic; mark: Elegance; without ride height adjustment
E 200 CDI, E 200 D, E 200 Kompressor, E 220 CDI CH-Nr. - 03/02 65 -137 kW	319 543 00	319 554 00	CH.Nr.: A394036 ->; with standard chassis; mark: Classic; mark: Elegance; without ride height adjustment; manual transmission
E 200 CDI, E 200 D, E 200 Kompressor, E 220 CDI CH-Nr. - 03/02 65 -137 kW	319 544 00	319 554 00	CH.Nr.: A394036 ->; with standard chassis; mark: Classic; mark: Elegance; without ride height adjustment; automatic transmission
E 200 CDI, E 200 D, E 200 Kompressor, E 220 CDI CH-Nr. - 03/02 65 -137 kW	319 544 00	319 550 00	CH.Nr.: A394036 ->; with standard chassis; Heavy Duty Version .; mark: Classic; mark: Elegance; without ride height adjustment
E 220 CDI, E 270 CDI, E 320 CDI 07/99 - 03/02 92 -145 kW	319 544 00	319 554 00	CH.Nr.: A394036 ->; with standard chassis; mark: Classic; mark: Elegance; without ride height adjustment
E 270 CDI, E 300 Turbo-D, E 320 CDI 12/96 - 03/02 125 -145 kW	319 541 00	319 551 00	with sports suspension; Heavy Duty Version .; mark: Avantgarde; without ride height adjustment
E 270 CDI, E 300 Turbo-D, E 320 CDI 12/96 - 03/02 125 -145 kW		319 577 00	with sports suspension; Heavy Duty Version .; mark: Avantgarde; with ride height adjustment
MERCEDES-BENZ E-CLASS Estate (S210)			
E 200 T, E 200 T Kompressor, E 220 T CDI, E 230 T, E 240 T, E 250 T D, E 250 T Turbo-D, E 270 T CDI, E 280 T, E 290 T Turbo-D, E 300 T Turbo-D, E 320 T, E 320 T CDI, E 420 T, E 430 T 06/96 - 03/03 83 -205 kW	319 540 00	319 453 00	with sports suspension; mark: Avantgarde

			
MERCEDES-BENZ			
MERCEDES-BENZ E-CLASS Estate (S210)			
E 200 T, E 200 T Kompressor, E 220 T CDI, E 230 T, E 240 T, E 250 T D, E 250 T Turbo-D, E 270 T CDI, E 280 T, E 290 T Turbo-D, E 300 T Turbo-D, E 320 T, E 320 T CDI, E 420 T, E 430 T 06/96 - 03/03 83 -205 kW	319 541 00	319 551 00	with sports suspension; Heavy Duty Version .; mark: Avantgarde
E 200 T, E 230 T 06/96 - CH-Nr. 100 -110 kW	319 504 00	319 416 00	-> CH.Nr.: A 394035; with standard chassis; mark: Classic; mark: Elegance
E 200 T, E 230 T 06/96 - CH-Nr. 100 -110 kW	319 543 00		-> CH.Nr.: A 394035; with standard chassis; Heavy Duty Version .; mark: Classic; mark: Elegance
E 200 T, E 200 T Kompressor, E 220 T CDI, E 240 T, E 250 T D, E 320 T 06/99 - 03/03 83 -165 kW	319 543 00	319 416 00	CH.Nr.: A 962232 ->; with standard chassis; mark: Classic; mark: Elegance
E 200 T, E 200 T Kompressor, E 220 T CDI, E 240 T, E 250 T D, E 320 T 06/99 - 03/03 83 -165 kW	319 544 00		CH.Nr.: A 962232 ->; with standard chassis; Heavy Duty Version .; mark: Classic; mark: Elegance
E 200 T Kompressor, E 320 T 12/96 - 05/99 137 -165 kW	319 543 00	319 416 00	-> CH.Nr.: A 962231; with standard chassis; mark: Classic; mark: Elegance
E 200 T Kompressor, E 320 T 12/96 - 05/99 137 -165 kW	319 544 00		-> CH.Nr.: A 962231; with standard chassis; Heavy Duty Version .; mark: Classic; mark: Elegance
E 250 T D, E 290 T Turbo-D, E 420 T 06/96 - CH-Nr. 83 -205 kW	319 545 00	319 416 00	-> CH.Nr.: A 394035; with standard chassis; mark: Classic; mark: Elegance
E 250 T Turbo-D, E 270 T CDI, E 280 T, E 300 T Turbo-D, E 320 T CDI, E 430 T 12/96 - 03/03 110 -205 kW	319 544 00	319 416 00	with standard chassis; mark: Classic; mark: Elegance
E 290 T Turbo-D CH-Nr. - 06/99 95 kW	319 543 00	319 416 00	CH.Nr.: A 394036 ->; with standard chassis; mark: Classic; mark: Elegance

MERCEDES-BENZ E-CLASS (W211)			
E200 NGT 03/04 - 12/08 120 kW	319 564 00	319 571 00	with standard chassis
E 280, E 280 CDI, E 320 CDI 11/02 - 12/08 130 -170 kW	319 564 00	319 571 00	with standard chassis
E 280, E 280 CDI, E 320 CDI, E200 NGT 03/04 - 12/08 120 -170 kW		319 574 00	with standard chassis; Heavy Duty Version .
E 280, E 280 CDI, E 320 CDI, E200 NGT 03/04 - 12/08 120 -170 kW	319 567 00	319 576 00	with sports suspension; mark: Avantgarde
E 280, E 280 CDI, E 320 CDI, E200 NGT 03/04 - 12/08 120 -170 kW		319 574 00	with sports suspension; Heavy Duty Version .; mark: Avantgarde
E 320 03/02 - 12/08 165 kW	319 562 00	319 570 00	with standard chassis
E 320 03/02 - 12/08 165 kW	319 566 00	319 575 00	with sports suspension; mark: Avantgarde
E 200 CDI, E 200 Kompressor, E 220 CDI, E 230, E 240 03/02 - 12/08 75 -150 kW	319 560 00	319 570 00	with standard chassis
E 200 CDI, E 200 Kompressor, E 220 CDI, E 230, E 240, E 320 03/02 - 12/08 75 -165 kW	319 564 00	319 571 00	with standard chassis; Heavy Duty Version .
E 200 CDI, E 200 Kompressor, E 220 CDI, E 230, E 240 03/02 - 12/08 75 -150 kW	319 565 00	319 575 00	with sports suspension; mark: Avantgarde
E 200 CDI, E 200 Kompressor, E 220 CDI, E 230, E 240, E 270 CDI, E 320 03/02 - 12/08 75 -165 kW	319 564 00	319 571 00	with sports suspension; Heavy Duty Version .; mark: Avantgarde




			
MERCEDES-BENZ			
MERCEDES-BENZ E-CLASS (W211)			
E 270 CDI 03/02 - 12/08 130 kW	319 562 00	319 571 00	with standard chassis
E 270 CDI 03/02 - 12/08 130 kW	319 564 00	319 574 00	with standard chassis; Heavy Duty Version .
E 270 CDI 03/02 - 12/08 130 kW	319 566 00	319 576 00	with sports suspension; mark: Avantgarde

MERCEDES-BENZ E-CLASS T-Model (S211)			
E 200 Kompressor, E 200 T Kompressor, E 220 T CDI, E 240 T 03/03 - 07/09 110 -135 kW	319 562 00		with standard chassis; with ride height adjustment
E 200 Kompressor, E 200 T Kompressor, E 220 T CDI, E 240 T 03/03 - 07/09 110 -135 kW	319 564 00		with standard chassis; Heavy Duty Version .; with ride height adjustment
E 200 Kompressor, E 200 T Kompressor, E 240 T 03/03 - 07/09 120 -135 kW	319 566 00		with standard chassis; mark: Avantgarde; with ride height adjustment
E 200 Kompressor, E 200 T Kompressor, E 240 T 03/03 - 07/09 120 -135 kW	319 566 00		with standard chassis; Heavy Duty Version .; mark: Avantgarde; with ride height adjustment
E 220 T CDI 03/03 - 07/09 110 -125 kW	319 566 00		with standard chassis; mark: Avantgarde; with ride height adjustment
E 220 T CDI 03/03 - 07/09 110 -125 kW	319 564 00		with standard chassis; Heavy Duty Version .; mark: Avantgarde; with ride height adjustment
E 270 T CDI, E 280 T, E 280 T CDI, E 320 T, E 320 T CDI 03/03 - 07/09 130 -170 kW	319 564 00		with standard chassis; with ride height adjustment
E 270 T CDI, E 280 T, E 280 T CDI, E 320 T, E 320 T CDI 03/03 - 07/09 130 -170 kW	319 567 00		with standard chassis; mark: Avantgarde; with ride height adjustment

MERCEDES-BENZ S-CLASS (W108, W109)			
250 S, 250 SE, 280 S, 280 SE,SEL 01/66 - 08/72 96 -118 kW		319 810 00	with standard chassis
280 SE,SEL 3.5 03/71 - 08/72 147 kW	319 801 00	319 810 00	with standard chassis

MERCEDES-BENZ S-CLASS (W116)			
280 S, 280 SE,SEL 08/72 - 07/80 115 -136 kW	319 861 00	319 870 00	with standard chassis
280 S, 280 SE,SEL 08/72 - 07/80 115 -136 kW	319 860 00	319 835 00	with standard chassis; Heavy Duty Version .
350 SE,SEL, 4.5, 450 SE,SEL, 450 SEL 6.9 07/75 - 04/80 143 -210 kW	319 860 00	319 870 00	with standard chassis
350 SE,SEL, 4.5, 450 SE,SEL, 450 SEL 6.9 07/75 - 04/80 143 -210 kW	319 864 00	319 835 00	with standard chassis; Heavy Duty Version .




MERCEDES-BENZ SL Coupe (C107)			
280 SLC CH-Nr. - 09/81 130 kW	319 821 00	319 854 00	CH.Nr.: 022 008366 ->; CH.Nr.: 042 007870 ->; with standard chassis
280 SLC, 350 SLC, 380 SLC, 450 SLC, 450 SLC 5.0 01/73 - CH-Nr. 130 -177 kW	319 841 00	319 854 00	-> CH.Nr.: 022 008365; -> CH.Nr.: 042 007869; with standard chassis
280 SLC 08/74 - 09/81 136 kW	319 821 00	319 854 00	with standard chassis

			
MERCEDES-BENZ			
MERCEDES-BENZ SL Coupe (C107)			
350 SLC 03/76 - 02/80 143 kW	319 821 00	319 854 00	with standard chassis
350 SLC, 380 SLC 01/72 - 08/81 147 -160 kW	319 821 00	319 854 00	with standard chassis
450 SLC, 450 SLC 5.0 01/73 - 02/80 160 -177 kW	319 821 00	319 854 00 319 879 00	with standard chassis

MERCEDES-BENZ S-CLASS (W126)			
260 SE, 280 S, 280 SE,SEL, 3.8, 300 SE,SEL, 380 SE,SEL 12/79 - 06/91 115 -160 kW	319 865 00	319 870 00	with standard chassis
260 SE, 280 S, 280 SE,SEL, 3.8, 300 SE,SEL, 380 SE,SEL, 420 SE,SEL, 500 SE,SEL, 500 SE,SEL CAT, 560 SE,SEL 12/79 - 06/91 115 -220 kW		319 835 00	with standard chassis; Heavy Duty Version .
260 SE, 280 S, 280 SE,SEL, 3.8, 300 SE,SEL, 380 SE,SEL, 420 SE,SEL, 500 SE,SEL, 500 SE,SEL CAT, 560 SE,SEL 12/79 - 06/91 115 -220 kW		319 876 00	with standard chassis; with ride height adjustment
420 SE,SEL, 500 SE,SEL, 500 SE,SEL CAT 09/85 - 06/91 150 -195 kW	319 866 00	319 870 00	with standard chassis
560 SE,SEL 10/85 - 06/91 178 -220 kW	319 807 00	319 811 00	with standard chassis

MERCEDES-BENZ S-CLASS Coupe (C126)			
380 SEC 10/81 - 07/85 150 kW	319 865 00	319 870 00	with standard chassis
380 SEC, 420 SEC, 500 SEC, 500 SEC CAT, 560 SEC 10/81 - 12/89 150 -220 kW		319 835 00	with standard chassis; Heavy Duty Version .
420 SEC, 500 SEC, 500 SEC CAT 09/85 - 06/91 150 -195 kW	319 866 00	319 870 00	with standard chassis
560 SEC 10/85 - 06/91 178 -220 kW	319 807 00	319 870 00	with standard chassis

MERCEDES-BENZ S-CLASS (W140)			
300 SE 2.8, 300 SE,SEL/S320, S 280 01/95 - 10/98 142 -170 kW	319 521 00	319 537 00	with standard chassis
300 SE 2.8, 300 SE,SEL/S320, S 280 03/91 - 10/98 142 -170 kW	319 522 00		with standard chassis; Heavy Duty Version .
300 SE,SEL/S320, S 280, S 350 Turbo-D 03/91 - 12/94 110 -170 kW	319 521 00	319 530 00	with standard chassis
300 SE,SEL/S320, S 280 03/91 - 12/94 142 -170 kW		319 531 00	with standard chassis; with ride height adjustment
400 SE,SEL/S420, 500 SE,SEL, S 420, S 500 02/91 - 12/94 205 -240 kW	319 522 00	319 530 00	with standard chassis
400 SE,SEL/S420, 500 SE,SEL, S 420, S 500 01/95 - 10/98 205 -240 kW	319 522 00	319 537 00	with standard chassis
400 SE,SEL/S420, 500 SE,SEL, 600 SE,SEL, S 420, S 500, S 600 02/91 - 10/98 205 -300 kW	319 523 00		with standard chassis; Heavy Duty Version .
400 SE,SEL/S420, 500 SE,SEL, S 420, S 500 02/91 - 12/94 205 -240 kW		319 531 00	with standard chassis; with ride height adjustment
S 600 01/93 - 10/98 290 kW	319 524 00	319 539 00	with standard chassis; with ride height adjustment

			
MERCEDES-BENZ			
MERCEDES-BENZ S-CLASS (W140)			
600 SE,SEL 04/91 - 12/92 300 kW	319 524 00	319 532 00	with standard chassis; with ride height adjustment
S 300 Turbo-D 05/96 - 10/98 130 kW	319 523 00	319 537 00	with standard chassis
S 300 Turbo-D 05/96 - 10/98 130 kW		319 538 00	with standard chassis; with ride height adjustment
S 350 Turbo-D 01/95 - 10/98 110 kW	319 523 00	319 537 00	with standard chassis




MERCEDES-BENZ S-CLASS Coupe (C140)			
SEC/CL 420, SEC/CL 500 01/95 - 02/99 205 -235 kW	319 522 00	319 537 00	with standard chassis
SEC/CL 420 10/94 - 12/94 205 kW	319 522 00	319 530 00	with standard chassis
SEC/CL 500 10/92 - 12/94 235 kW	319 522 00	319 530 00	with standard chassis
SEC/CL 600 09/92 - 02/99 290 kW	319 524 00	319 532 00	with standard chassis; with ride height adjustment




MERCEDES-BENZ SL (R107)			
280 SL, 300 SL, 350 SL 05/71 - 08/89 130 -143 kW	319 821 00	319 854 00	with standard chassis
380 SL, 420 SL, 450 SL, 500 SL 05/80 - 09/89 150 -195 kW	319 821 00	319 879 00	Not for United States of America; with standard chassis

MERCEDES-BENZ SL (R129)			
300 SL, 300 SL-24 03/89 - 08/93 140 -170 kW	319 525 00	319 533 00	with standard chassis
300 SL, 300 SL-24 03/89 - 08/93 140 -170 kW	319 526 00		with standard chassis; with ride height adjustment
320, 600 07/92 - 10/01 165 -290 kW	319 529 00	319 536 00	with standard chassis
500, 500 SL 09/89 - 10/01 225 -240 kW	319 527 00	319 535 00	with standard chassis; without ADS
500, 500 SL 09/89 - 10/01 225 -240 kW	319 528 00		with standard chassis; with ADS; with ride height adjustment




MERCEDES-BENZ SLK (R170)			
200 09/96 - 03/00 100 kW	319 549 00	319 558 00	with standard chassis
200 Kompressor, 230 Kompressor, 320 09/96 - 04/04 120 -160 kW	319 542 00		with standard chassis

MERCEDES-BENZ SLK (R171)			
200 Kompressor 03/04 - 120 -135 kW	319 463 00	319 453 00	with standard chassis
200 Kompressor 03/04 - 120 -135 kW	319 464 00	319 453 00	with standard chassis; Heavy Duty Version .
280, 300, 350 06/04 - 170 -224 kW	319 464 00	319 453 00	with standard chassis

			
MERCEDES-BENZ			
MERCEDES-BENZ M-CLASS (W163)			
ML 230, ML 270 CDI, ML 320, ML 350, ML 400 CDI, ML 430, ML 500 02/98 - 06/05 110 -215 kW		319 812 00	with standard chassis
ML 230, ML 270 CDI, ML 320, ML 350, ML 400 CDI, ML 430, ML 500 02/98 - 06/05 110 -215 kW		319 813 00	with standard chassis; Heavy Duty Version .
MERCEDES-BENZ M-CLASS (W164)			
ML 280 CDI 4-matic, ML 300 CDI 4-matic, ML 320 CDI 4-matic, ML 350 4-matic, ML 350 BlueTEC 4-matic, ML 350 CDI 4-matic, ML 420 CDI 4-matic, ML 450 CDI 4-matic, ML 500 4-matic, ML 63 AMG 4-matic 07/05 - 140 -375 kW	319 822 00	319 830 00	with standard chassis; with coil-spring suspension
ML 280 CDI 4-matic, ML 300 CDI 4-matic, ML 320 CDI 4-matic, ML 350 4-matic, ML 350 BlueTEC 4-matic, ML 350 CDI 4-matic, ML 420 CDI 4-matic, ML 450 CDI 4-matic, ML 500 4-matic 07/05 - 140 -285 kW	319 828 00	319 831 00	with standard chassis; Heavy Duty Version .; with coil-spring suspension
MERCEDES-BENZ R-CLASS (W251, V251)			
3.0 4-matic, R 280, R 280 CDI, R 320 CDI, R 350, R 500, R 500 4-matic, R 63 AMG 02/06 - 07/09 140 -375 kW	319 822 00	319 832 00	-> CH.Nr.: A 101874; with standard chassis; with coil-spring suspension
3.0 4-matic, R 280, R 280 CDI, R 300, R 300 CDI, R 300 CDI 4-matic, R 320 CDI, R 350, R 350 4-matic, R 350 CDI 4-matic, R 500, R 500 4-matic, R 63 AMG 08/09 - 140 -375 kW	319 822 00	319 836 00	CH.Nr.: A 101875 ->; with standard chassis; with coil-spring suspension
3.0 4-matic, R 280, R 280 CDI, R 300, R 300 CDI, R 300 CDI 4-matic, R 320 CDI, R 350, R 350 4-matic, R 350 CDI 4-matic, R 500, R 500 4-matic, R 63 AMG 02/06 - 140 -375 kW	319 828 00		with standard chassis; Heavy Duty Version .; with coil-spring suspension
R 350 CDI 4-matic 08/10 - 195 kW	319 822 00	319 836 00	with standard chassis; with coil-spring suspension
MERCEDES-BENZ G-CLASS (W460)			
230 G, 230 GE, 240 GD, 250 GD, 280 GE, 300 GD 03/79 - 07/93 53 -115 kW	319 808 00	319 815 00	with standard chassis; Long Wheelbase
MERCEDES-BENZ G-CLASS (W461)			
230 GE, 250 GD, 290 GD/G 290 D, G 290 TD, G 320 CDI, G 350 CDI 04/92 - 68 -135 kW	319 808 00	319 815 00	with standard chassis; Long Wheelbase
MERCEDES-BENZ G-CLASS (W463)			
230 GE, 250 GD, 300 GD, 300 GE, G 270 CDI, G 300 TD, G 350 CDI 09/89 - 69 -155 kW	319 804 00	319 816 00	with standard chassis; Short Wheelbase
230 GE, 250 GD, 300 GD, 300 GE, G 270 CDI, G 300 TD, G 350 CDI 09/89 - 69 -155 kW	319 804 00	319 815 00	with standard chassis; Long Wheelbase
230 GE, 250 GD, 300 GD, 300 GE, G 270 CDI, G 300 TD, G 350 CDI 09/89 - 69 -155 kW	319 806 00	319 817 00	with standard chassis; Heavy Duty Version .; Long Wheelbase




			
MERCEDES-BENZ			
MERCEDES-BENZ G-CLASS (W463)			
230 GE, 250 GD, 300 GD, 300 GE, G 270 CDI, G 300 TD, G 350 CDI 09/89 - 69 -155 kW	319 806 00		with standard chassis; Heavy Duty Version .; Short Wheelbase
MERCEDES-BENZ VIANO (W639)			
2.2 Cdi, 3.0 CDI, 3.2, 3.5 126, 3.7, CDI 2.0, CDI 2.0 4-matic, CDI 2.2, CDI 2.2 4-matic, CDI 3.0 07/05 - 80 -190 kW		319 579 00	with standard chassis
MERCEDES-BENZ VITO Bus (638)			
108 CDI 2.2, 108 D 2.3, 110 CDI 2.2, 110 TD 2.3, 112 CDI 2.2, 113 2.0, 114 2.3 12/96 - 07/03 58 -105 kW	319 501 00	319 555 00	with standard chassis
MERCEDES-BENZ VITO Box (638)			
108 CDI 2.2, 108 D 2.3, 110 CDI 2.2, 110 D 2.3, 112 CDI 2.2, 113 2.0, 114 2.3 03/97 - 07/03 58 -105 kW	319 501 00	319 555 00	with standard chassis
MERCEDES-BENZ VITO Bus (W639)			
109 CDI 2.2, 110 CDI, 111 CDI 2.2, 113 CDI, 115 CDI 2.2, 116 CDI, 119, 120 CDI, 122, 122 CDI, 123, 126 09/03 - 65 -190 kW		319 579 00	with standard chassis
MERCEDES-BENZ VITO Box (W639)			
109 CDI, 109 CDI 2.2, 110 CDI, 111 CDI 2.2, 111 CDI 2.2 4x4, 113 CDI, 115 CDI 2.2, 115 CDI 2.2 4x4, 116 CDI, 120 CDI, 122 CDI, 123, 126 06/04 - 65 -190 kW		319 579 00	with standard chassis
MERCEDES-BENZ SPRINTER 2-t Bus (901, 902)			
208 CDI, 208 D, 210 D, 211 CDI, 212 D, 213 CDI, 214, 216 CDI 02/95 - 05/06 58 -115 kW	337 000 00	337 010 00	with standard chassis; To Payload 2500 kg
208 CDI, 208 D, 210 D, 211 CDI, 212 D, 213 CDI, 214, 216 CDI 02/95 - 05/06 58 -115 kW	337 100 00	337 090 00	with standard chassis; To Payload 2800 kg
208 CDI, 208 D, 210 D, 211 CDI, 212 D, 213 CDI, 214, 216 CDI 02/95 - 05/06 58 -115 kW	337 100 00	337 310 00	with standard chassis; To Payload 2950 kg
MERCEDES-BENZ SPRINTER 2-t Box (901, 902)			
208 CDI, 208 D, 210 D, 211 CDI, 212 D, 213 CDI, 214, 216 CDI 02/95 - 05/06 58 -115 kW	337 000 00	337 010 00	with standard chassis; To Payload 2500 kg
208 CDI, 208 D, 210 D, 211 CDI, 212 D, 213 CDI, 214, 216 CDI 02/95 - 05/06 58 -115 kW	337 100 00	337 090 00	with standard chassis; To Payload 2800 kg
208 CDI, 208 D, 210 D, 211 CDI, 212 D, 214, 216 CDI 02/95 - 05/06 58 -115 kW	337 100 00	337 310 00	with standard chassis; To Payload 2950 kg
MERCEDES-BENZ SPRINTER 2-t Flatbed / Chassis (901, 902)			
208 CDI, 208 D, 210 D, 211 CDI, 212 D, 213 CDI, 214, 216 CDI 02/95 - 05/06 58 -115 kW	337 000 00	337 010 00	with standard chassis; To Payload 2500 kg

M

			
MERCEDES-BENZ			
MERCEDES-BENZ SPRINTER 2-t Flatbed / Chassis (901, 902)			
208 CDI, 208 D, 210 D, 211 CDI, 212 D, 213 CDI, 214, 216 CDI 02/95 - 05/06 58 -115 kW	337 100 00	337 090 00	with standard chassis; To Payload 2800 kg
208 CDI, 208 D, 210 D, 211 CDI, 212 D, 213 CDI, 214, 216 CDI 02/95 - 05/06 58 -115 kW	337 100 00	337 310 00	with standard chassis; To Payload 2950 kg

MERCEDES-BENZ SPRINTER 3-t Bus (903)			
2.3 D 4x4, 310 D 4x4, 311 CDI 4x4, 312 D 2.9 4x4, 313 CDI 4x4, 314 4x4, 316 CDI 4x4 05/97 - 05/06 58 -115 kW	337 060 00		with standard chassis; To Payload 3500 kg
2.9 TDi, 308 CDI, 308 D, 308 E, 311 CDI, 312 D 2.9, 313 CDI, 314, 316 CDI 02/95 - 05/06 40 -115 kW	337 080 00	337 430 00	with standard chassis; To Payload 3500 kg
2.9 TDi, 308 CDI, 308 D, 308 E, 311 CDI, 312 D 2.9, 313 CDI, 314, 316 CDI 02/95 - 05/06 40 -115 kW	337 060 00	337 450 00	with standard chassis; Heavy Duty Version .; To Payload 3500 kg
2.9 TDi, 308 CDI, 308 D, 308 E, 311 CDI, 312 D 2.9, 313 CDI, 314, 316 CDI 02/95 - 05/06 40 -115 kW		337 350 00	with standard chassis; with off-road suspension; To Payload 3500 kg
2.9 TDi, 308 CDI, 308 D, 308 E, 311 CDI, 312 D 2.9, 313 CDI, 314, 316 CDI 02/95 - 05/06 40 -115 kW		337 310 00	with standard chassis; For reduced payload; To Payload 3200 kg
2.9 TDi, 308 CDI, 308 D, 308 E, 311 CDI, 312 D 2.9, 313 CDI, 314, 316 CDI 02/95 - 05/06 40 -115 kW		337 470 00	with standard chassis; To Payload 3500 kg; mark: two-stage
2.9 TDi, 308 CDI, 308 D, 308 E, 311 CDI, 312 D 2.9, 313 CDI, 314, 316 CDI 02/95 - CH-Nr. 40 -115 kW		337 170 00	-> CH.Nr.: R 02.11.2000; with standard chassis; To Payload 3500 kg; mark: reduced construction height
2.9 TDi, 308 CDI, 308 D, 308 E, 311 CDI, 312 D 2.9, 313 CDI, 314, 316 CDI CH-Nr. - 05/06 40 -115 kW		337 510 00	CH.Nr.: R 02.11.2000 ->; with standard chassis; To Payload 3500 kg; mark: reduced construction height

MERCEDES-BENZ SPRINTER 3-t Box (903)			
308 CDI, 308 D 2.3, 310 D 2.9, 311 CDI, 312 D 2.9, 313 CDI, 314, 316 CDI 02/95 - 05/06 58 -115 kW	337 080 00	337 430 00	with standard chassis; To Payload 3500 kg
308 CDI, 308 D 2.3, 310 D 2.9, 311 CDI, 312 D 2.9, 313 CDI, 314, 316 CDI 02/95 - 05/06 58 -115 kW	337 060 00	337 450 00	with standard chassis; Heavy Duty Version .; To Payload 3500 kg
308 CDI, 308 D 2.3, 310 D 2.9, 311 CDI, 312 D 2.9, 313 CDI, 314, 316 CDI 02/95 - 05/06 58 -115 kW		337 350 00	with standard chassis; with off-road suspension; To Payload 3500 kg
308 CDI, 308 D 2.3, 310 D 2.9, 311 CDI, 312 D 2.9, 313 CDI, 314, 316 CDI 02/95 - 05/06 58 -115 kW		337 310 00	with standard chassis; For reduced payload; To Payload 3200 kg
308 CDI, 308 D 2.3, 310 D 2.9, 311 CDI, 312 D 2.9, 313 CDI, 314, 316 CDI 02/95 - 05/06 58 -115 kW		337 470 00	with standard chassis; To Payload 3500 kg; mark: two-stage
308 CDI, 308 D 2.3, 310 D 2.9, 311 CDI, 312 D 2.9, 313 CDI, 314, 316 CDI 02/95 - CH-Nr. 58 -115 kW		337 170 00	-> CH.Nr.: R 02.11.2000; with standard chassis; To Payload 3500 kg; mark: reduced construction height
308 CDI, 308 D 2.3, 310 D 2.9, 311 CDI, 312 D 2.9, 313 CDI, 314, 316 CDI CH-Nr. - 05/06 58 -115 kW		337 510 00	CH.Nr.: R 02.11.2000 ->; with standard chassis; To Payload 3500 kg; mark: reduced construction height
2.3 D 4x4, 311 CDI 4x4, 312 D 2.9 4x4, 313 CDI 4x4, 314 4x4, 316 CDI 4x4 05/97 - 05/06 58 -115 kW	337 060 00		with standard chassis; To Payload 3500 kg

			
--	---	---	---

MERCEDES-BENZ

MERCEDES-BENZ SPRINTER 3-t Box (903)

MERCEDES-BENZ SPRINTER 3-t Flatbed / Chassis (903)




308 CDI, 308 D 2.3, 310 D 2.9, 311 CDI, 312 D 2.9, 313 CDI, 314, 316 CDI 02/95 - 05/06 58 -115 kW	337 080 00	337 430 00	with standard chassis; To Payload 3500 kg
308 CDI, 308 D 2.3, 310 D 2.9, 311 CDI, 312 D 2.9, 313 CDI, 314, 316 CDI 02/95 - 05/06 58 -115 kW	337 060 00	337 450 00	with standard chassis; Heavy Duty Version .; To Payload 3500 kg
308 CDI, 308 D 2.3, 310 D 2.9, 311 CDI, 312 D 2.9, 313 CDI, 314, 316 CDI 02/95 - 05/06 58 -115 kW		337 350 00	with standard chassis; with off-road suspension; To Payload 3500 kg
308 CDI, 308 D 2.3, 310 D 2.9, 311 CDI, 312 D 2.9, 313 CDI, 314, 316 CDI 02/95 - 05/06 58 -115 kW		337 310 00	with standard chassis; For reduced payload; To Payload 3200 kg
308 CDI, 308 D 2.3, 310 D 2.9, 311 CDI, 312 D 2.9, 313 CDI, 314, 316 CDI 02/95 - 05/06 58 -115 kW		337 470 00	with standard chassis; To Payload 3500 kg; mark: two-stage
308 CDI, 308 D 2.3, 310 D 2.9, 311 CDI, 312 D 2.9, 313 CDI, 314, 316 CDI 02/95 - CH-Nr. 58 -115 kW		337 170 00	-> CH.Nr.: R 02.11.2000; with standard chassis; To Payload 3500 kg; mark: reduced construction height
308 CDI, 308 D 2.3, 310 D 2.9, 311 CDI, 312 D 2.9, 313 CDI, 314, 316 CDI CH-Nr. - 05/06 58 -115 kW		337 510 00	CH.Nr.: R 02.11.2000 ->; with standard chassis; To Payload 3500 kg; mark: reduced construction height
311 CDI 4x4, 313 CDI 4x4, 314 4x4, 316 CDI 4x4 08/02 - 05/06 80 -115 kW	337 060 00		with standard chassis; To Payload 3500 kg

MERCEDES-BENZ SPRINTER 4-t Bus (904)

408 CDI, 411 CDI, 413 CDI, 414, 416 CDI 02/96 - 05/06 60 -115 kW		337 370 00	with standard chassis; To Payload 4600 kg
408 CDI, 411 CDI, 413 CDI, 414, 416 CDI 02/96 - 05/06 60 -115 kW		337 330 00	with standard chassis; Heavy Duty Version .; To Payload 4600 kg
408 CDI, 411 CDI, 413 CDI, 414, 416 CDI 02/96 - CH-Nr. 60 -115 kW		337 250 00	-> CH.Nr.: P 721252; with standard chassis; For reduced payload; To Payload 3500 kg
408 CDI, 411 CDI, 413 CDI, 414, 416 CDI CH-Nr. - 05/06 60 -115 kW		337 390 00	CH.Nr.: P 721253 ->; with standard chassis; For reduced payload; To Payload 3500 kg
408 CDI, 411 CDI, 413 CDI, 414, 416 CDI 02/96 - 05/06 60 -115 kW		337 230 00	with standard chassis; To Payload 4600 kg; mark: reduced construction height
408 CDI, 411 CDI, 413 CDI, 414, 416 CDI 02/96 - 05/06 60 -115 kW		337 290 00	with standard chassis; Heavy Duty Version .; To Payload 4600 kg; equipment: caravan/fire service
408 CDI, 411 CDI, 413 CDI, 414, 416 CDI 02/96 - 05/06 60 -115 kW		337 270 00	with standard chassis; To Payload 4600 kg; equipment: ambulance

MERCEDES-BENZ SPRINTER 4-t Box (904)




408 CDI, 408 D, 410 D, 411 CDI, 412 D, 413 CDI, 414, 416 CDI 02/96 - 05/06 58 -115 kW		337 370 00	with standard chassis; To Payload 4600 kg
408 CDI, 408 D, 410 D, 411 CDI, 412 D, 413 CDI, 414, 416 CDI 02/96 - 05/06 58 -115 kW		337 330 00	with standard chassis; Heavy Duty Version .; To Payload 4600 kg
408 CDI, 408 D, 410 D, 411 CDI, 412 D, 413 CDI, 414, 416 CDI 02/96 - CH-Nr. 58 -115 kW		337 250 00	-> CH.Nr.: P 721252; with standard chassis; For reduced payload; To Payload 3500 kg
408 CDI, 408 D, 410 D, 411 CDI, 412 D, 413 CDI, 414, 416 CDI CH-Nr. - 05/06 58 -115 kW		337 390 00	CH.Nr.: P 721253 ->; with standard chassis; For reduced payload; To Payload 3500 kg




			
MERCEDES-BENZ			
MERCEDES-BENZ SPRINTER 4-t Box (904)			
408 CDI, 408 D, 410 D, 411 CDI, 412 D, 413 CDI, 414, 416 CDI 02/96 - 05/06 58 -115 kW		337 230 00	with standard chassis; To Payload 4600 kg; mark: reduced construction height
408 CDI, 408 D, 410 D, 411 CDI, 412 D, 413 CDI, 414, 416 CDI 02/96 - 05/06 58 -115 kW		337 290 00	with standard chassis; Heavy Duty Version .; To Payload 4600 kg; equipment: caravan/fire service
408 CDI, 408 D, 410 D, 411 CDI, 412 D, 413 CDI, 414, 416 CDI 02/96 - 05/06 58 -115 kW		337 270 00	with standard chassis; To Payload 4600 kg; equipment: ambulance
2.3 D 4x4, 410 D 4x4, 411 CDI 4x4, 412 D 4x4, 413 CDI 4x4, 414 4x4, 416 CDI 4x4 05/97 - 05/06 58 -115 kW	337 060 00		with standard chassis; To Payload 4600 kg

MERCEDES-BENZ SPRINTER 4-t Flatbed / Chassis (904)			
408 CDI, 408 D, 410 D, 411 CDI, 412 D, 413 CDI, 414, 416 CDI 02/96 - 05/06 58 -115 kW		337 370 00	with standard chassis; To Payload 4600 kg
408 CDI, 408 D, 410 D, 411 CDI, 412 D, 413 CDI, 414, 416 CDI 02/96 - 05/06 58 -115 kW		337 330 00	with standard chassis; Heavy Duty Version .; To Payload 4600 kg
408 CDI, 408 D, 410 D, 411 CDI, 412 D, 413 CDI, 414, 416 CDI 02/96 - CH-Nr. 58 -115 kW		337 250 00	-> CH.Nr.: P 721252; with standard chassis; For reduced payload; To Payload 3500 kg
408 CDI, 408 D, 410 D, 411 CDI, 412 D, 413 CDI, 414, 416 CDI CH-Nr. - 05/06 58 -115 kW		337 390 00	CH.Nr.: P 721253 ->; with standard chassis; For reduced payload; To Payload 3500 kg
408 CDI, 408 D, 410 D, 411 CDI, 412 D, 413 CDI, 414, 416 CDI 02/96 - 05/06 58 -115 kW		337 230 00	with standard chassis; To Payload 4600 kg; mark: reduced construction height
408 CDI, 408 D, 410 D, 411 CDI, 412 D, 413 CDI, 414, 416 CDI 02/96 - 05/06 58 -115 kW		337 290 00	with standard chassis; Heavy Duty Version .; To Payload 4600 kg; equipment: caravan/fire service
408 CDI, 408 D, 410 D, 411 CDI, 412 D, 413 CDI, 414, 416 CDI 02/96 - 05/06 58 -115 kW		337 270 00	with standard chassis; To Payload 4600 kg; equipment: ambulance
2.3 D 4x4, 410 D 4x4, 411 CDI 4x4, 412 D 4x4, 413 CDI 4x4, 414 4x4, 416 CDI 4x4 05/97 - 05/06 58 -115 kW	337 060 00		with standard chassis; To Payload 4600 kg

MERCEDES-BENZ SPRINTER 3-t Bus (906)			
210 CDI, 211 CDI, 215 CDI, 224 06/06 - 70 -190 kW		337 850 00	with standard chassis; mark: two-stage with mass damper
210 CDI, 211 CDI, 215 CDI, 224 06/06 - 70 -190 kW		337 710 00	with standard chassis; with air suspension
210 CDI, 211 CDI, 215 CDI, 224 06/06 - 70 -190 kW		337 950 00	with off-road suspension

MERCEDES-BENZ SPRINTER 3-t Box (906)			
209 CDI, 210 CDI, 211 CDI, 213 CDI, 215 CDI, 216 CDI, 218 CDI, 224 06/06 - 65 -190 kW		337 850 00	with standard chassis; mark: two-stage with mass damper
209 CDI, 210 CDI, 211 CDI, 213 CDI, 215 CDI, 216 CDI, 218 CDI, 224 06/06 - 65 -190 kW		337 710 00	with standard chassis; with air suspension

			
MERCEDES-BENZ			
MERCEDES-BENZ SPRINTER 3-t Box (906)			
209 CDI, 210 CDI, 211 CDI, 213 CDI, 215 CDI, 216 CDI, 218 CDI, 224 06/06 - 65 -190 kW		337 950 00	with off-road suspension
MERCEDES-BENZ SPRINTER 3-t Flatbed / Chassis (906)			
209 CDI, 211 CDI, 213 CDI, 215 CDI, 218 CDI, 224 06/06 - 65 -190 kW		337 850 00	with standard chassis; mark: two-stage with mass damper
209 CDI, 211 CDI, 213 CDI, 215 CDI, 218 CDI, 224 06/06 - 65 -190 kW		337 710 00	with standard chassis; with air suspension
209 CDI, 211 CDI, 213 CDI, 215 CDI, 218 CDI, 224 06/06 - 65 -190 kW		337 950 00	with off-road suspension
MERCEDES-BENZ SPRINTER 3,5-t Bus (906)			
310 CDI, 311 CDI, 315 CDI, 324 06/06 - 70 -190 kW		337 830 00	with standard chassis; max. load: 3880 kg
310 CDI, 311 CDI, 315 CDI, 324 06/06 - 70 -190 kW		337 750 00	with standard chassis; Heavy Duty Version .
310 CDI, 311 CDI, 315 CDI, 324 06/06 - 70 -190 kW		337 850 00	with standard chassis; mark: two-stage with mass damper
310 CDI, 311 CDI, 315 CDI, 324 06/06 - 70 -190 kW		337 710 00	with standard chassis; with air suspension
310 CDI, 311 CDI, 315 CDI, 324 06/06 - 70 -190 kW		337 950 00	with off-road suspension
MERCEDES-BENZ SPRINTER 3,5-t Box (906)			
309 CDI, 310 CDI, 311 CDI, 313 CDI, 315 CDI, 318 CDI, 324 06/06 - 65 -190 kW		337 830 00	with standard chassis; max. load: 3880 kg
309 CDI, 310 CDI, 311 CDI, 313 CDI, 315 CDI, 318 CDI, 324 06/06 - 65 -190 kW		337 750 00	with standard chassis; Heavy Duty Version .
309 CDI, 310 CDI, 311 CDI, 313 CDI, 315 CDI, 318 CDI, 324 06/06 - 65 -190 kW		337 850 00	with standard chassis; mark: two-stage with mass damper
309 CDI, 310 CDI, 311 CDI, 313 CDI, 315 CDI, 318 CDI, 324 06/06 - 65 -190 kW		337 710 00	with standard chassis; with air suspension
309 CDI, 310 CDI, 311 CDI, 313 CDI, 315 CDI, 318 CDI, 324 06/06 - 65 -190 kW		337 950 00	with off-road suspension
MERCEDES-BENZ SPRINTER 3,5 Flatbed / Chassis (906)			
309 CDI, 310 CDI, 311 CDI, 313 CDI, 315 CDI, 318 CDI, 324 06/06 - 65 -190 kW		337 830 00	with standard chassis; max. load: 3880 kg
309 CDI, 310 CDI, 311 CDI, 313 CDI, 315 CDI, 318 CDI, 324 06/06 - 65 -190 kW		337 750 00	with standard chassis; Heavy Duty Version .
309 CDI, 310 CDI, 311 CDI, 313 CDI, 315 CDI, 318 CDI, 324 06/06 - 65 -190 kW		337 850 00	with standard chassis; mark: two-stage with mass damper
309 CDI, 310 CDI, 311 CDI, 313 CDI, 315 CDI, 318 CDI, 324 06/06 - 65 -190 kW		337 710 00	with standard chassis; with air suspension

			
--	---	---	---

MERCEDES-BENZ

MERCEDES-BENZ SPRINTER 3,5 Flatbed / Chassis (906)

309 CDI, 310 CDI, 311 CDI, 313 CDI, 315 CDI, 318 CDI, 324 06/06 - 65 -190 kW		337 950 00	with off-road suspension
--	--	------------	--------------------------

MERCEDES-BENZ SPRINTER 5-t Box (906)

509 CDI, 511 CDI, 515 CDI, 518 CDI, 524 06/06 - 65 -190 kW		337 810 00	with standard chassis
509 CDI, 511 CDI, 515 CDI, 518 CDI, 524 06/06 - 65 -190 kW		339 530 00	with standard chassis; Heavy Duty Version .
509 CDI, 511 CDI, 515 CDI, 518 CDI, 524 06/06 - 65 -190 kW		339 550 00	with standard chassis; mark: weaker spring

MERCEDES-BENZ SPRINTER 5-t Flatbed / Chassis (906)

509 CDI, 511 CDI, 515 CDI, 518 CDI, 524 06/06 - 65 -190 kW		337 810 00	with standard chassis
509 CDI, 511 CDI, 515 CDI, 518 CDI, 524 06/06 - 65 -190 kW		339 530 00	with standard chassis; Heavy Duty Version .
509 CDI, 511 CDI, 515 CDI, 518 CDI, 524 06/06 - 65 -190 kW		339 550 00	with standard chassis; mark: weaker spring

MINI

MINI MINI (R50, R53)

1.4, One 06/01 - 55 -66 kW	101 229 00	101 239 00	with standard chassis
1.4, Cooper, Cooper S, One 06/01 - 55 -125 kW	101 240 00	101 238 00	with standard chassis; Heavy Duty Version .
Cooper, Cooper S 06/01 - 85 -125 kW	101 241 00	101 250 00	with standard chassis
One D 06/03 - 55 -65 kW	101 240 00	101 238 00	with standard chassis




MINI MINI Convertible (R52)

One 07/04 - 66 kW	101 242 00	101 251 00	with standard chassis
One 07/04 - 66 kW	101 240 00		with standard chassis; Heavy Duty Version .
Cooper 07/04 - 85 kW	101 242 00	101 251 00	with standard chassis
Cooper 07/04 - 85 kW	101 240 00		with standard chassis; Heavy Duty Version .
Cooper S 07/04 - 125 kW	101 243 00	101 251 00	with standard chassis




MITSUBISHI

MITSUBISHI CARISMA (DA_)

1.6 07/95 - 06/06 66 -73 kW		872 119 00	with standard chassis
1.8, 1.8 16V, 1.8 16V GDI, 1.9 TD 07/95 - 06/06 66 -103 kW	872 126 00	872 119 00	with standard chassis

			
MITSUBISHI			
MITSUBISHI CARISMA Saloon (DA_)			
1.6 09/96 - 06/06 66 -76 kW		872 119 00	with standard chassis
1.8, 1.8 16V GDI, 1.8 GDI, 1.9 TD 09/96 - 06/06 66 -92 kW	872 126 00	872 119 00	with standard chassis
MITSUBISHI COLT II (C1_A)			
1.2 EL, GL, 1.5 GLX, 1.6 Turbo ECi 02/84 - 04/88 40 -92 kW	872 103 00	872 112 00	with standard chassis
1.8 GL Diesel 02/84 - 04/88 43 -44 kW		872 112 00	with standard chassis
MITSUBISHI COLT III (C5_A)			
1.5 CAT, 1.5 GLXi, 1.6 GTi 16V, 1.8 Diesel GLX, 1.8 GTi 16V CAT 06/90 - 05/92 44 -100 kW	<i>872 128 00</i>		with standard chassis
MITSUBISHI COLT IV (CA_A)			
1.3 GLi 12V 04/92 - 04/96 55 kW	872 604 00	872 450 00	with standard chassis
1.3 GLi 12V 04/92 - 04/96 55 kW	872 608 00		with off-road suspension
1.6, 1.6 GLXi 16V 04/92 - 04/96 66 -83 kW	872 604 00	872 450 00	with standard chassis; manual transmission
1.6, 1.6 GLXi 16V 04/92 - 04/96 66 -83 kW	872 608 00	872 450 00	with standard chassis; automatic transmission
1.6, 1.6 GLXi 16V 04/92 - 04/96 66 -83 kW	872 608 00		with off-road suspension
1.8 GTi 16V 04/92 - 04/96 103 kW		872 450 00	with standard chassis
MITSUBISHI COLT V (CJ_A)			
1300, 1300 GL, GLX 05/96 - 07/05 55 -60 kW	872 608 00	872 453 00	with standard chassis
1500 11/95 - 07/05 69 kW	872 608 00	872 450 00	with standard chassis
1600, 1600 GLX 05/96 - 07/05 66 -76 kW	872 608 00	872 453 00	with standard chassis; manual transmission
1600, 1600 GLX 05/96 - 07/05 66 -76 kW	872 664 00	872 453 00	with standard chassis; automatic transmission
MITSUBISHI COLT VI (Z_)			
1.1, 1.3, 1.5, 1.5 CZT 06/04 - 55 -110 kW	872 625 00	872 551 00	with standard chassis
1.5 DI-D 08/04 - 50 -70 kW	872 626 00	872 551 00	with standard chassis
MITSUBISHI COLT CZC Convertible			
1.5 05/06 - 80 kW	872 686 00	872 557 00	with standard chassis
MITSUBISHI GALANT III (E1_A)			
1.6 GLX, 2.0 GLS, 2.0 Turbo ECi 06/84 - 12/87 55 -110 kW	872 120 00		with standard chassis

				
MITSUBISHI				
MITSUBISHI GALANT VI (EA_)				
2.0 09/00 - 05/03	98 kW	872 668 00		with standard chassis; manual transmission
2.0 09/00 - 08/02	98 kW	872 668 00		with standard chassis; automatic transmission
2.0 09/02 - 05/03	98 kW	872 669 00		with standard chassis; automatic transmission
2.0 09/00 - 10/04	98 kW		872 536 00	with standard chassis
2.0 09/00 - 05/03	98 kW		872 575 00	with standard chassis; Heavy Duty Version .; manual transmission
2.0 09/00 - 08/02	98 kW		872 574 00	with standard chassis; Heavy Duty Version .; automatic transmission
2.0 09/02 - 05/03	98 kW		872 575 00	with standard chassis; Heavy Duty Version .; automatic transmission
2.0 09/96 - 09/00	100 kW	872 668 00	872 536 00	with standard chassis
2.0 09/96 - 11/97	100 kW		872 574 00	with standard chassis; Heavy Duty Version .
2.0 12/97 - 09/00	100 kW		872 575 00	with standard chassis; Heavy Duty Version .
2.4 GDI 02/99 - 10/04	106 -110 kW	872 669 00	872 536 00	with standard chassis; manual transmission
2.4 GDI, 2.5 V6 24V 02/99 - 10/04	106 -118 kW		872 575 00	with standard chassis; Heavy Duty Version .
2.5 V6 24V 09/00 - 10/04	118 kW		872 536 00	with standard chassis
2.0 TDI, 2.5 V6 24V 09/96 - 11/97	66 -120 kW	872 668 00	872 536 00	with standard chassis
2.0 TDI, 2.5 V6 24V 12/97 - 10/04	66 -120 kW	872 669 00	872 536 00	with standard chassis
2.0 TDI, 2.5 V6 24V 09/96 - 11/97	66 -120 kW		872 574 00	with standard chassis; Heavy Duty Version .
2.0 TDI, 2.5 V6 24V 12/97 - 10/04	66 -120 kW		872 575 00	with standard chassis; Heavy Duty Version .
MITSUBISHI LANCER F II (A17_)				
1.2 GLX, 1.4 GLX, 1.4 Turbo 03/83 - 01/84	40 -77 kW		872 112 00	with standard chassis
MITSUBISHI LANCER III (C1_A, C6_A)				
1.2, 1.2 GL, 1.5 GLX 11/83 - 04/88	40 -55 kW	872 103 00	872 112 00	with standard chassis
1.8 Diesel 01/84 - 04/88	43 -44 kW		872 112 00	with standard chassis
MITSUBISHI LANCER IV (C6_A, C7_A)				
1.3, 1.3 12V, 1.3 GL, 1.5, 1.5 12V, 1.6 GLi 16V, 1.6 GTi, 1.8 Diesel, 1.8 GTi, 1.8 GTi 16V, 2.0 D 04/88 - 07/93	44 -103 kW	872 128 00		with standard chassis

			
MITSUBISHI			
MITSUBISHI LANCER IV Saloon (C6_A)			
1.2 GL, 1.3, 1.3 12V, 1.3 GL, 1.5, 1.5 12V, 1.5 GLS, 1.6 GLX, 1.6 GTi, 1.8 GLX Diesel 04/88 - 08/92 44 -91 kW	872 128 00		with standard chassis




MITSUBISHI LANCER V (CB/D_A)			
1.6, 1.6 16V, 2.0 Diesel 06/92 - 50 -83 kW	872 604 00	872 456 00	with standard chassis; mark: GLXI; manual transmission
1.6, 1.6 16V, 2.0 Diesel 06/92 - 50 -83 kW	872 608 00	872 456 00	with standard chassis; mark: GLXI; automatic transmission
1.6, 1.6 16V, 2.0 Diesel 06/92 - 50 -83 kW	872 608 00	872 456 00	with standard chassis; mark: GLI
1.6, 1.6 16V, 2.0 Diesel 06/92 - 50 -83 kW	872 609 00		with off-road suspension; mark: GLXI

MITSUBISHI LANCER V Station Wagon (CB_W, CD_W)			
1.6 GLXi 16V, 2.0 GLX D 12/92 - 10/03 50 -83 kW	872 604 00	872 530 00	with standard chassis; mark: GLXI; manual transmission
1.6 GLXi 16V, 2.0 GLX D 12/92 - 10/03 50 -83 kW	872 608 00	872 530 00	with standard chassis; mark: GLXI; automatic transmission
1.6 GLXi 16V, 2.0 GLX D 12/92 - 10/03 50 -83 kW	872 608 00	872 530 00	with standard chassis; mark: GLI
1.6 GLXi 16V, 2.0 GLX D 12/92 - 10/03 50 -83 kW	872 609 00		with off-road suspension; mark: GLXI

MITSUBISHI LANCER Saloon (CS_A)			
1.3, 1.6 09/03 - 60 -72 kW	872 620 00	872 457 00	with standard chassis

MITSUBISHI LANCER Estate (CS_W)			
1.6 09/03 - 72 kW	872 620 00	872 458 00	with standard chassis; manual transmission
1.6 09/03 - 72 kW	872 621 00	872 458 00	with standard chassis; automatic transmission
2.0 09/03 - 99 kW	872 621 00	872 458 00	with standard chassis




MITSUBISHI PAJERO II (V2_W, V4_W)			
2.4 04/91 - 04/00 82 kW		872 499 00	with standard chassis; Number of Doors: 3
2.4 04/91 - 04/00 82 kW		872 514 00	with standard chassis; Heavy Duty Version .; Number of Doors: 3
2.4, 2.5 TD, 2.8 TD 12/90 - 04/00 73 -92 kW		872 497 00	with standard chassis; Number of Doors: 5
2.4 04/91 - 04/00 82 kW		872 498 00	with standard chassis; Heavy Duty Version .; Number of Doors: 5
3.0 V6, 3.0 V6 24V, 3.5 V6 24V 12/90 - 04/00 110 -153 kW		872 514 00	with standard chassis; Number of Doors: 3
3.0 V6, 3.0 V6 24V, 3.5 V6 24V 12/90 - 04/00 110 -153 kW		872 498 00	with standard chassis; Number of Doors: 5
2.5 TD 12/90 - 10/93 73 kW		872 499 00	with standard chassis; Number of Doors: 3
2.5 TD 12/90 - 10/93 73 kW		872 514 00	with standard chassis; Heavy Duty Version .; Number of Doors: 3

			
MITSUBISHI			
MITSUBISHI PAJERO II (V2_W, V4_W)			
2.5 TD 11/93 - 04/95	73 kW	872 539 00	with standard chassis; Number of Doors: 3
2.5 TD 05/95 - 04/00	73 kW	872 550 00	with standard chassis; Number of Doors: 3
2.5 TD, 2.8 TD 12/90 - 04/00	73 -92 kW	872 498 00	with standard chassis; Heavy Duty Version .; Number of Doors: 5
2.8 TD 06/94 - 04/95	92 kW	872 539 00	with standard chassis; Number of Doors: 3
2.8 TD 05/95 - 05/96	92 kW	872 550 00	with standard chassis; Number of Doors: 3
2.8 TD 06/96 - 04/00	92 kW	872 499 00	with standard chassis; Number of Doors: 3
2.8 TD 06/96 - 04/00	92 kW	872 514 00	with standard chassis; Heavy Duty Version .; Number of Doors: 3

MITSUBISHI PAJERO PININ (H6_W, H7_W)				
2.0 GDI 10/00 -	95 kW	872 661 00	872 494 00	with standard chassis; Number of Doors: 3
2.0 GDI 10/00 -	95 kW	872 683 00	872 554 00	with standard chassis; Number of Doors: 5

MITSUBISHI PAJERO SPORT (K90)			
2.5 TD, 3.0 V6 11/98 -	73 -130 kW	872 455 00	with standard chassis; rim: 15"; rim: 16"




MITSUBISHI SPACE STAR (DG0)				
1.3 16V 06/00 - 03/01	60 -63 kW	872 622 00	872 531 00	with standard chassis
1.3 16V 04/01 - 12/04	60 -63 kW	872 688 00	872 531 00	with standard chassis
1.3 16V 06/98 - 05/00	61 -63 kW	872 646 00	872 531 00	with standard chassis
1.3 16V 06/98 -	63 kW	872 646 00	872 532 00	with standard chassis
1.6 16V, 1.8 GDI 04/01 - 12/04	72 -82 kW	872 622 00	872 531 00	with standard chassis; manual transmission
1.6 16V, 1.8 GDI 04/01 - 12/04	72 -82 kW	872 688 00	872 531 00	with standard chassis; automatic transmission
1.8 GDI 06/98 - 11/98	87 -90 kW	872 647 00	872 532 00	with standard chassis; manual transmission
1.8 GDI 11/98 - 05/00	87 -90 kW	872 647 00	872 531 00	with standard chassis; manual transmission
1.8 GDI 06/00 - 03/01	87 -90 kW	872 687 00	872 531 00	with standard chassis; manual transmission
1.8 GDI 04/01 - 08/02	87 -90 kW	872 688 00	872 531 00	with standard chassis; manual transmission
1.8 GDI 09/02 - 12/04	87 -90 kW	872 622 00	872 531 00	with standard chassis; manual transmission
1.8 GDI 06/00 - 03/01	87 -90 kW	872 622 00	872 531 00	with standard chassis; automatic transmission
1.8 GDI 04/01 - 08/02	87 -90 kW	872 687 00	872 531 00	with standard chassis; automatic transmission

			
MITSUBISHI			
MITSUBISHI SPACE STAR (DG0)			
1.8 GDI 09/02 - 12/04 87 -90 kW	872 688 00	872 531 00	with standard chassis; automatic transmission
1.9 DI-D 02/01 - 12/04 75 -85 kW	872 623 00	872 531 00	with standard chassis

NISSAN			
NISSAN 100 NX (B13)			
1.6 03/90 - 10/94 66 kW	872 246 00		with standard chassis; manual transmission
1.6 03/90 - 10/94 66 kW	872 284 00		with standard chassis; automatic transmission
1.6 SR 09/93 - 01/94 75 kW	872 284 00		with standard chassis; manual transmission
1.6 SR 09/93 - 01/94 75 kW	872 285 00		with standard chassis; automatic transmission
1.6 SR 02/94 - 10/94 75 kW	872 148 00		with standard chassis
2.0 GTI 03/91 - 10/94 105 kW	872 284 00		with standard chassis

NISSAN ALMERA I Hatchback (N15)			
1.4, 1.4 S,GX,LX 09/95 - 08/97 55 -64 kW	872 148 00	872 154 00	with standard chassis
1.4, 1.4 S,GX,LX 09/97 - 01/99 55 -64 kW	872 228 00	872 156 00	with standard chassis
1.4, 1.4 S,GX,LX 02/99 - 03/00 55 -64 kW	872 189 00	872 156 00	with standard chassis
1.6, 1.6 SR,SLX 09/95 - 08/97 66 -86 kW	872 229 00	872 159 00	with standard chassis; mark: SR; manual transmission
1.6, 1.6 SR,SLX 09/97 - 01/99 66 -86 kW	872 189 00	872 170 00	with standard chassis; mark: SR; manual transmission
1.6, 1.6 SR,SLX 02/99 - 03/00 66 -86 kW	872 260 00	872 170 00	with standard chassis; mark: SR; manual transmission
1.6, 1.6 SR,SLX 09/95 - 08/97 66 -86 kW	872 229 00	872 154 00	with standard chassis; mark: SLX / GX; manual transmission
1.6, 1.6 SR,SLX 09/97 - 01/99 66 -86 kW	872 189 00	872 156 00	with standard chassis; mark: SLX / GX; manual transmission
1.6, 1.6 SR,SLX 02/99 - 03/00 66 -86 kW	872 260 00	872 156 00	with standard chassis; mark: SLX / GX; manual transmission
1.6, 1.6 SR,SLX 09/95 - 08/97 66 -86 kW	872 227 00	872 154 00	with standard chassis; automatic transmission
1.6, 1.6 SR,SLX 09/97 - 04/00 66 -86 kW	872 260 00	872 156 00	with standard chassis; automatic transmission
2.0 D 11/95 - 08/97 55 kW	872 260 00	872 157 00	with standard chassis
2.0 D 09/97 - 03/00 55 kW	872 227 00	872 158 00	with standard chassis




NISSAN ALMERA I (N15)			
1.4 GX,LX 09/95 - 01/98 55 kW	872 189 00	872 099 00	with standard chassis

			
NISSAN			
NISSAN ALMERA I (N15)			
1.4 GX,LX 02/98 - 07/00	55 kW	872 189 00	872 170 00 with standard chassis
1.4 09/95 - 08/97	64 kW	872 148 00	with standard chassis
1.4 09/97 - 01/99	64 kW	872 228 00	with standard chassis
1.4 02/99 - 07/00	64 kW	872 189 00	872 158 00 with standard chassis
1.6, 1.6 SLX 09/95 - 08/97	66 -73 kW	872 229 00	872 159 00 with standard chassis
1.6, 1.6 SLX 09/97 - 01/99	66 -73 kW	872 189 00	872 170 00 with standard chassis
1.6, 1.6 SLX 02/99 - 07/00	66 -73 kW	872 260 00	872 170 00 with standard chassis
2.0 D 11/95 - 08/97	55 kW	872 261 00	872 157 00 with standard chassis
2.0 D 09/97 - 07/00	55 kW	872 261 00	872 157 00 with standard chassis

NISSAN ALMERA II Hatchback (N16)			
1.5, 1.5 dCi, 1.5 XL, 1.6 07/00 - 12/06	60 -83 kW		872 153 00 with standard chassis
1.8, 2.0 01/00 - 12/06	84 -107 kW	872 264 00	872 154 00 with standard chassis; Vehicle Production Country: Great Britain
2.2 dCi, 2.2 Di 03/00 - 12/06	81 -100 kW	872 262 00	872 154 00 with standard chassis; Vehicle Production Country: Great Britain

NISSAN ALMERA II (N16)			
1.5, 1.5 XL, 1.6 07/00 -	66 -83 kW	872 185 00	872 151 00 with standard chassis; Vehicle Production Country: Japan
1.5 XL, 1.6 07/00 - 12/06	77 -83 kW	872 265 00	872 154 00 with standard chassis; Vehicle Production Country: Great Britain
1.8, 2.0 07/00 -	84 -107 kW	872 185 00	872 151 00 with standard chassis; manual transmission; Vehicle Production Country: Japan
1.8 07/00 - 03/01	84 kW		872 151 00 with standard chassis; automatic transmission; Vehicle Production Country: Japan
1.8, 2.0 07/00 - 12/06	84 -107 kW	872 264 00	872 154 00 with standard chassis; Vehicle Production Country: Great Britain
1.5 dCi 01/03 - 12/06	60 kW		872 153 00 with standard chassis; Vehicle Production Country: Great Britain
2.2 Di 07/00 - CH-Nr.	81 kW	872 187 00	872 151 00 -> CH.Nr.: 200103; with standard chassis; equipment: LX
2.2 Di 07/00 - 03/01	81 kW	872 187 00	872 152 00 with standard chassis; equipment: GX
2.2 Di 04/01 -	81 kW	872 262 00	872 154 00 with standard chassis
2.2 dCi 09/03 - 12/06	82 -100 kW	872 262 00	872 154 00 with standard chassis; Vehicle Production Country: Great Britain

NISSAN ALMERA TINO (V10)			
1.8 08/00 -	84 -85 kW	872 169 00	872 138 00 with standard chassis

			
NISSAN			
NISSAN ALMERA TINO (V10)			
2.0 08/00 - 100 kW	872 168 00	872 138 00	with standard chassis
2.2 dCi, 2.2 Di 08/00 - 82 -100 kW	872 168 00	872 138 00	with standard chassis


NISSAN KUBISTAR (X76)			
1.2 08/03 - 44 kW	871 286 00		with standard chassis; without AC
1.2 08/03 - 44 kW	872 237 00		with standard chassis; with AC
1.2 16V 04/06 - 55 kW	872 237 00		with standard chassis; without AC
1.2 16V 04/06 - 55 kW	871 288 00		with standard chassis; with AC
1.6 16V 08/03 - 70 kW	871 303 00		with standard chassis; without AC
1.6 16V 08/03 - 70 kW	871 304 00		with standard chassis; with AC
1.5 dCi, 1.5 dCi 70, 1.5 dCi 85 08/03 - 42 -62 kW	871 289 00		with standard chassis; without AC
1.5 dCi, 1.5 dCi 70, 1.5 dCi 85 08/03 - 42 -62 kW	871 303 00		with standard chassis; with AC

NISSAN MAXIMA QX (A32)			
2.0, 3.0 01/95 - 02/98 103 -142 kW	872 289 00	872 194 00	with standard chassis; manual transmission
2.0, 3.0 03/98 - 08/00 103 -142 kW	872 369 00	872 194 00	with standard chassis; manual transmission
2.0, 3.0 01/95 - 08/00 103 -142 kW	i.V.	872 194 00	with standard chassis; automatic transmission

NISSAN MAXIMA QX (A33)			
2.0 V6 24V, 3.0 V6 24V 03/00 - 103 -147 kW		872 195 00	with standard chassis

NISSAN MICRA (K10)			
1.0, 1.2 12/82 - 07/92 37 -44 kW	872 200 00	872 210 00	with standard chassis

NISSAN MICRA (K11)			
1.0, 1.0 i 16V 01/92 - 02/03 40 -44 kW	872 222 00	872 233 00	with standard chassis; Number of Doors: 3
1.0, 1.0 i 16V 01/92 - 02/03 40 -44 kW	872 222 00	872 232 00	with standard chassis; Number of Doors: 5
1.0, 1.0 i 16V, 1.3 i 16V, 1.5 D 01/92 - 02/03 40 -55 kW	872 245 00		with standard chassis; Heavy Duty Version .
1.3 i 16V 08/92 - 09/00 55 kW	872 223 00	872 233 00	with standard chassis; Number of Doors: 3
1.3 i 16V 08/92 - 09/00 55 kW	872 223 00	872 232 00	with standard chassis; Number of Doors: 5
1.5 D 02/98 - 02/03 42 kW	872 243 00	872 233 00	with standard chassis; Number of Doors: 3
1.5 D 02/98 - 02/03 42 kW	872 243 00	872 232 00	with standard chassis; Number of Doors: 5



NISSAN
NISSAN MICRA (K11)

NISSAN MICRA (K12)

1.0 16V 01/03 - 48 kW	872 286 00	872 179 00	with standard chassis
1.2 16V, 1.4 16V 01/03 - 48 -65 kW	872 286 00	872 179 00	with standard chassis; manual transmission
1.2 16V, 1.4 16V 01/03 - 48 -65 kW	872 287 00	872 179 00	with standard chassis; automatic transmission
160 SR 05/05 - 81 kW	872 287 00	872 179 00	with standard chassis
1.5 dCi 01/03 - 48 -63 kW	872 288 00	872 179 00	with standard chassis

NISSAN MICRA C+C (K12)

1.4 16V, 1.6 160 SR 08/05 - 65 -81 kW	872 288 00	872 199 00	with standard chassis
---	-------------------	-------------------	-----------------------

NISSAN NOTE (E11)

1.4 03/06 - 65 kW	872 224 00	872 234 00	with standard chassis
1.6 03/06 - 81 kW	871 260 00	872 234 00	with standard chassis
1.5 dCi 03/06 - 50 -76 kW	871 261 00	872 234 00	with standard chassis

NISSAN PATHFINDER (R50)

3.5 V6 4WD 11/00 - 12/04 162 kW	872 167 00	872 137 00	with standard chassis
2.7 TD 4WD, 3.2 TD 4WD, 3.3 V6 4WD 09/97 - 09/99 96 -125 kW	872 166 00	872 137 00	with standard chassis
2.7 TD 4WD, 3.2 TD 4WD, 3.3 V6 4WD 10/99 - 12/04 96 -125 kW	872 167 00	872 137 00	with standard chassis

NISSAN PRIMERA Hatchback (P10)




1.6 06/90 - 01/96 66 -75 kW		872 258 00	with standard chassis
2.0 16V, 2.0 i 06/90 - 06/96 85 -92 kW	872 248 00	872 258 00	with standard chassis
2.0 D 01/91 - 01/96 55 kW	872 248 00	872 271 00	with standard chassis

NISSAN PRIMERA (P10)




1.6 06/90 - 01/96 66 -75 kW		872 257 00	with standard chassis
2.0, 2.0 16V, 2.0 i 06/90 - 06/96 85 -105 kW	872 248 00	872 259 00	with standard chassis
2.0 GT 06/90 - 01/96 110 kW		872 270 00	with standard chassis
2.0 D 01/91 - 01/96 55 kW	872 248 00	872 271 00	with standard chassis




NISSAN PRIMERA Traveller (W10)




1.6 i 07/90 - 03/98 66 -75 kW		872 258 00	with standard chassis
---	--	-------------------	-----------------------

			
NISSAN			
NISSAN PRIMERA Traveller (W10)			
2.0 i 07/90 - 03/98 85 kW	872 248 00	872 258 00	with standard chassis
2.0 D 07/90 - 12/95 55 kW	872 248 00	872 258 00	with standard chassis
NISSAN PRIMERA Hatchback (P11)			
1.6 16V 09/96 - 07/02 66 -78 kW	872 240 00	872 273 00	with standard chassis; mark: SLX; mark: SRI
2.0 16V 09/96 - 07/02 85 -110 kW	872 241 00	872 273 00	with standard chassis; mark: SLX; mark: SRI
2.0 16V, 2.0 TD 09/96 - 07/02 66 -110 kW	872 242 00	872 273 00	with standard chassis; mark: GT
NISSAN PRIMERA (P11)			
1.6 16V 06/96 - 12/01 66 -78 kW	872 240 00	872 272 00	with standard chassis
2.0 16V 09/96 - 12/01 85 -110 kW	872 241 00	872 272 00	with standard chassis; mark: SLX; mark: SRI
2.0 16V, 2.0 TD 09/96 - 12/01 66 -110 kW	872 242 00	872 272 00	with standard chassis; mark: GT
NISSAN PRIMERA Traveller (WP11)			
1.6 16V 04/98 - 12/01 66 -73 kW	872 240 00	872 274 00	with standard chassis
2.0 16V 04/98 - 12/01 85 -103 kW	872 241 00	872 274 00	with standard chassis; mark: SLX; mark: SRI
2.0 16V, 2.0 TD 04/98 - 12/01 66 -103 kW	872 242 00	872 274 00	with standard chassis; mark: GT
NISSAN PRIMERA Hatchback (P12)			
1.6 07/02 - 06/04 78 -80 kW	872 346 00	872 190 00	with standard chassis
1.6 07/04 - 78 -80 kW	872 360 00	872 190 00	with standard chassis
1.8 07/02 - 06/04 85 kW	872 348 00	872 190 00	with standard chassis
1.8, 1.9 dCi 07/04 - 85 -88 kW	872 360 00	872 190 00	with standard chassis
2.0 07/04 - 103 kW	872 360 00	872 190 00	with standard chassis
1.9 dCi, 2.0 07/02 - 06/04 85 -103 kW	872 235 00	872 190 00	with standard chassis
2.2 Di 07/02 - 06/04 93 kW	872 349 00	872 190 00	with standard chassis
2.2 Di 07/04 - 93 kW	872 363 00	872 190 00	with standard chassis
NISSAN PRIMERA (P12)			
1.6 01/02 - 06/04 78 -80 kW	872 346 00	872 190 00	with standard chassis
1.6 07/04 - 78 -80 kW	872 360 00	872 190 00	with standard chassis

N

			
NISSAN			
NISSAN PRIMERA (P12)			
1.8, 1.9 dCi 03/02 - 06/04 85 -88 kW	872 348 00	872 190 00	with standard chassis
1.8, 1.9 dCi 07/04 - 85 -88 kW	872 360 00	872 190 00	with standard chassis
2.0 03/02 - 06/04 103 kW	872 235 00	872 190 00	with standard chassis
2.0 07/04 - 103 kW	872 360 00	872 190 00	with standard chassis
2.2 dCi, 2.2 Di 03/02 - 06/04 93 -102 kW	872 349 00	872 190 00	with standard chassis
2.2 dCi, 2.2 Di 07/04 - 93 -102 kW	872 363 00	872 190 00	with standard chassis
NISSAN PRIMERA Estate (WP12)			
1.6 Visia 01/02 - 06/04 80 kW	872 346 00	872 190 00	with standard chassis
1.6 Visia 07/04 - 80 kW	872 346 00	872 190 00	with standard chassis
1.8 03/02 - 06/04 85 kW	872 346 00	872 190 00	with standard chassis; manual transmission
1.8 03/02 - 06/04 85 kW	872 235 00	872 190 00	with standard chassis; automatic transmission
1.8 07/04 - 85 kW	872 360 00	872 190 00	with standard chassis
1.9 dCi, 2.0 03/02 - 85 -103 kW	872 360 00	872 190 00	with standard chassis
2.2 dCi, 2.2 Di 03/02 - 93 -102 kW	872 363 00	872 190 00	with standard chassis
NISSAN QASHQAI (J10, JJ10)			
1.6 02/07 - 84 kW	872 342 00	872 196 00	with standard chassis
2.0 All-wheel Drive 02/07 - 103 kW	872 344 00	872 198 00	with standard chassis
1.5 dCi, 2.0 02/07 - 76 -103 kW	872 344 00	872 196 00	with standard chassis
2.0 dCi, 2.0 dCi All-wheel Drive 02/07 - 110 kW	872 345 00	872 197 00	with standard chassis
NISSAN SUNNY II Hatchback (N13)			
1.0, 1.3, 1.4, 1.4 LX, 1.5, 1.6, 1.6 GTI 16V, 1.6 i, 1.6 i 12V, 1.7 D, 1.8 GTI 16V 06/86 - 06/91 37 -92 kW	872 244 00	872 252 00	with standard chassis
NISSAN SUNNY II (N13)			
1.3, 1.4, 1.4 LX, 1.5, 1.6, 1.6 GTI 16V, 1.6 i, 1.6 i 12V, 1.7 D 06/86 - 10/91 40 -88 kW	872 244 00	872 252 00	with standard chassis
NISSAN SUNNY II Traveller (B12)			
1.5, 1.6, 1.6 i, 1.6 i 12V, 1.7 D 01/86 - 06/91 40 -66 kW	872 244 00		with standard chassis

			
NISSAN			
NISSAN SUNNY II Coupe (B12)			
1.5, 1.6, 1.6 GTI 16V, 1.6 i, 1.6 i 12V, 1.8 GTI 16V 06/86 - 06/91 52 -92 kW	872 244 00	872 252 00	with standard chassis
NISSAN SUNNY III Liftback (N14)			
1.4 i, 1.4 i 16V 10/90 - 06/95 55 -64 kW	872 244 00	872 254 00	with standard chassis
1.4 i, 1.4 i 16V, 1.6 i, 1.6 i 16V, 2.0 D 10/90 - 06/95 55 -75 kW		872 255 00	with standard chassis; Heavy Duty Version .
1.6 i, 1.6 i 16V, 2.0 D 10/90 - 05/95 55 -75 kW	872 246 00	872 254 00	with standard chassis
NISSAN SUNNY III Hatchback (N14)			
1.4, 1.4 i, 1.4 i 16V 10/90 - 06/95 55 -64 kW	872 244 00	872 254 00	with standard chassis
1.4, 1.4 i, 1.4 i 16V, 1.6 i, 1.6 i 16V, 2.0 D 10/90 - 06/95 55 -75 kW		872 255 00	with standard chassis; Heavy Duty Version .
1.6 i, 1.6 i 16V, 2.0 D 10/90 - 05/95 55 -75 kW	872 246 00	872 254 00	with standard chassis
NISSAN SUNNY III (N14)			
1.4, 1.4 i, 1.4 i 16V 10/90 - 06/95 55 -64 kW	872 244 00	872 254 00	with standard chassis
1.4, 1.4 i, 1.4 i 16V, 1.6 i, 1.6 i 16V, 2.0 D 10/90 - 06/95 55 -75 kW		872 255 00	with standard chassis; Heavy Duty Version .
1.6 i, 1.6 i 16V, 2.0 D 10/90 - 05/95 55 -75 kW	872 246 00	872 254 00	with standard chassis
NISSAN TERRANO I (WD21)			
2.4 i 4WD, 2.7 TD 4WD, 3.0 i 4WD 10/87 - 12/95 73 -109 kW		872 136 00	with standard chassis
NISSAN TERRANO II (R20)			
2.4 4WD, 2.7 TDi 4WD 05/96 - 06/99 85 -92 kW		872 176 00	with standard chassis; Number of Doors: 3
2.4 4WD, 2.7 TDi 4WD 07/99 - 85 -92 kW		872 177 00	with standard chassis; Number of Doors: 3
2.4 4WD, 2.7 TDi 4WD 05/96 - 06/99 85 -92 kW		872 097 00	with standard chassis; Heavy Duty Version .; Number of Doors: 5
2.4 4WD, 2.7 TDi 4WD 07/99 - 85 -92 kW		872 178 00	with standard chassis; Number of Doors: 5
NISSAN X-TRAIL (T30)			
2.0, 2.0 4x4, 2.0 LX 07/01 - 10/05 103 -110 kW	872 364 00	872 192 00	with standard chassis
2.0, 2.0 4x4, 2.0 LX 11/05 - 103 -110 kW	872 366 00	872 192 00	with standard chassis
2.2 DCi, 2.2 dCi 4x4, 2.2 DCi FWD, 2.2 Di 4x4 07/01 - 05/05 84 -100 kW	872 365 00	872 192 00	with standard chassis
2.2 DCi, 2.2 dCi 4x4, 2.2 Di 4x4 06/05 - 84 -100 kW	872 367 00	872 192 00	with standard chassis

			
NISSAN			
NISSAN X-TRAIL (T30)			
2.5 4x4 11/02 - 10/05	121 -132 kW	872 364 00	872 192 00 with standard chassis
2.5 4x4 06/05 -	121 -132 kW	872 366 00	872 192 00 with standard chassis

NISSAN PRIMASTAR Bus (X83)			
2.0, dCi 100, dCi 115, dCi 120, dCi 140, dCi 150, dCi 80, dCi 90 03/01 -	60 -107 kW	872 382 00	871 536 00 with standard chassis




NISSAN PRIMASTAR Box (X83)			
2.0, dCi 100, dCi 115, dCi 120, dCi 140, dCi 150, dCi 80, dCi 90 09/02 -	60 -107 kW	872 382 00	871 536 00 with standard chassis

OPEL			
OPEL AGILA (H00)			
1.0 12V, 1.2 16V 09/00 - 12/02	43 -55 kW	873 062 00	871 551 00 with standard chassis
1.0 12V, 1.2 16V 01/03 -	43 -55 kW		871 555 00 with standard chassis
1.0, 1.2 16V Twinport, 1.3 CDTI 08/03 -	44 -59 kW		871 555 00 with standard chassis

OPEL ASCONA A (81_, 86_, 87_, 88_)			
1.2 S 04/72 - 08/75	44 kW		774 232 00 with standard chassis
1.6 N, 1.6 S, 1.9 SR 03/71 - 08/75	44 -66 kW		774 232 00 with standard chassis

OPEL ASCONA B (81_, 86_, 87_, 88_)			
1.2, 1.2 S, 1.3 N, 1.3 S 09/75 - 08/81	40 -55 kW	774 244 00	774 252 00 with standard chassis
1.6 N, 1.6 S, 1.9 N, 1.9 S, 2.0 E, 2.0 N, 2.0 S 09/75 - 08/81	44 -81 kW	774 242 00	774 252 00 with standard chassis
2.0 D 08/78 - 08/81	43 kW		774 252 00 with standard chassis




OPEL ASCONA C Hatchback (84_, 89_)			
1.3 N, 1.3 S 09/81 - 05/82	44 -55 kW	774 340 00	774 313 00 with standard chassis; manual transmission
1.3 N, 1.3 S 09/81 - 05/82	44 -55 kW	774 342 00	774 313 00 with standard chassis; automatic transmission
1.3 N, 1.3 S 06/82 - 08/88	44 -55 kW	774 380 00	774 313 00 with standard chassis; manual transmission
1.3 N, 1.3 S 06/82 - 08/88	44 -55 kW	774 383 00	774 313 00 with standard chassis; automatic transmission
1.6, 1.6 i, 1.6 i CAT, 1.6 S 09/81 - 08/88	55 -66 kW	774 382 00	774 313 00 with standard chassis; manual transmission
1.6, 1.6 i, 1.6 i CAT, 1.6 S 09/81 - 08/88	55 -66 kW	774 384 00	774 313 00 with standard chassis; automatic transmission
1.8 E 01/85 - 08/86	74 kW	774 380 00	774 313 00 with standard chassis; manual transmission

			
OPEL			
OPEL ASCONA C Hatchback (84_, 89_)			
1.8 E 01/85 - 08/86	74 kW	774 382 00	774 313 00 with standard chassis; automatic transmission
1.6 D 03/82 - 08/88	40 kW	774 384 00	774 313 00 with standard chassis; manual transmission
1.6 D 03/82 - 08/88	40 kW	774 385 00	774 313 00 with standard chassis; automatic transmission

OPEL ASCONA C (81_, 86_, 87_, 88_)			
1.3 N, 1.3 S 09/81 - 05/82	44 -55 kW	774 340 00	774 313 00 with standard chassis; manual transmission
1.3 N, 1.3 S 09/81 - 05/82	44 -55 kW	774 342 00	774 313 00 with standard chassis; automatic transmission
1.3 N, 1.3 S 06/82 - 08/88	44 -55 kW	774 380 00	774 313 00 with standard chassis; manual transmission
1.3 N, 1.3 S 06/82 - 08/88	44 -55 kW	774 383 00	774 313 00 with standard chassis; automatic transmission
1.6, 1.6 i, 1.6 i CAT, 1.6 S 09/81 - 08/88	55 -66 kW	774 382 00	774 313 00 with standard chassis; manual transmission
1.6, 1.6 i, 1.6 i CAT, 1.6 S 09/81 - 08/88	55 -66 kW	774 384 00	774 313 00 with standard chassis; automatic transmission
1.8 E 01/85 - 08/86	74 kW	774 380 00	774 313 00 with standard chassis; manual transmission
1.8 E 01/85 - 08/86	74 kW	774 382 00	774 313 00 with standard chassis; automatic transmission
1.6 D 03/82 - 08/88	40 kW	774 384 00	774 313 00 with standard chassis; manual transmission
1.6 D 03/82 - 08/88	40 kW	774 385 00	774 313 00 with standard chassis; automatic transmission

OPEL ASTRA F Hatchback (53_, 54_, 58_, 59_)			
1.4, 1.4 i, 1.4 i 16V, 1.4 Si, 1.6, 1.6 i, 1.6 i 16V, 1.6 Si 09/91 - 12/94	44 -74 kW	774 465 00	774 412 00 with standard chassis
1.4, 1.4 i, 1.4 i 16V, 1.4 Si, 1.6, 1.6 i, 1.6 i 16V, 1.6 Si 09/91 - 12/94	44 -74 kW	774 241 00	774 454 00 with standard chassis; Heavy Duty Version .
1.6 i 16V, 1.7 D, 1.7 TD, 1.7 TDS, 1.8 i, 1.8 i 16V, 2.0 GSI 16V, 2.0 i, 2.0 i 16V 09/91 - 01/98	42 -110 kW	774 228 00	774 451 00 with sports suspension; mark: GSI
1.7 D, 1.8 i, 1.8 i 16V, 2.0 i, 2.0 i 16V 09/91 - 01/98	42 -100 kW	774 226 00	774 412 00 with standard chassis
1.7 D, 1.7 TD, 1.7 TDS, 1.8 i, 1.8 i 16V, 2.0 i, 2.0 i 16V 09/91 - 01/98	42 -100 kW	774 241 00	774 454 00 with standard chassis; Heavy Duty Version .
1.7 TD, 1.7 TDS 12/91 - 01/98	50 -60 kW	774 227 00	774 412 00 with standard chassis

OPEL ASTRA F (56_, 57_)			
1.4, 1.4 i, 1.4 i 16V, 1.4 Si, 1.6, 1.6 i, 1.6 i 16V, 1.6 Si 09/91 - 12/94	44 -74 kW	774 465 00	774 412 00 with standard chassis




			
OPEL			
OPEL ASTRA F (56_, 57_)			
1.4, 1.4 i, 1.4 i 16V, 1.4 Si, 1.6, 1.6 i, 1.6 i 16V, 1.6 Si, 1.7 D, 1.7 TD, 1.7 TDS, 1.8 i, 1.8 i 16V, 2.0 i, 2.0 i 16V 09/91 - 09/98 42 -100 kW	774 241 00	774 454 00	with standard chassis; Heavy Duty Version .
1.6 i 16V, 1.7 D, 1.7 TD, 1.7 TDS, 1.8 i, 1.8 i 16V, 2.0 i, 2.0 i 16V 03/92 - 09/98 42 -100 kW	774 228 00	774 451 00	with sports suspension; mark: GSI
1.7 D, 1.8 i, 1.8 i 16V, 2.0 i, 2.0 i 16V 03/92 - 09/98 42 -100 kW	774 226 00	774 412 00	with standard chassis
1.7 TD, 1.7 TDS 03/92 - 09/98 50 -60 kW	774 227 00	774 412 00	with standard chassis

OPEL ASTRA F Estate (51_, 52_)			
1.4, 1.4 i, 1.4 i 16V, 1.4 Si, 1.6, 1.6 i, 1.6 i 16V, 1.6 Si 09/91 - 12/94 44 -74 kW	774 465 00	774 418 00	with standard chassis; without ride height adjustment
1.4, 1.4 i, 1.4 i 16V, 1.4 Si, 1.6, 1.6 i, 1.6 i 16V, 1.6 Si 09/91 - 12/94 44 -74 kW	774 241 00		with standard chassis; Heavy Duty Version .
1.6 i 16V, 1.7 D, 1.7 TD, 1.7 TDS, 1.8 i, 1.8 i 16V, 2.0 i, 2.0 i 16V 03/93 - 01/98 42 -110 kW	774 228 00	774 418 00	with sports suspension; without ride height adjustment
1.7 D, 1.7 TD, 1.7 TDS, 1.8 i, 1.8 i 16V, 2.0 i, 2.0 i 16V 09/91 - 01/98 42 -110 kW	774 226 00	774 418 00	with standard chassis; without ride height adjustment
1.7 D, 1.7 TD, 1.7 TDS, 1.8 i, 1.8 i 16V, 2.0 i, 2.0 i 16V 09/91 - 01/98 42 -110 kW	774 241 00		with standard chassis; Heavy Duty Version .

OPEL ASTRA F Convertible (53_B)			
1.4 i 16V, 1.4 Si, 1.6 i 03/93 - 03/01 52 -66 kW	774 465 00	774 454 00	with standard chassis
1.4 i 16V, 1.4 Si, 1.6 i, 1.8 i 16V, 2.0 i 03/93 - 03/01 52 -85 kW	774 241 00		with standard chassis; Heavy Duty Version .
1.8 i 16V, 2.0 i 03/93 - 03/01 85 kW	774 226 00	774 454 00	with standard chassis
1.8 i 16V, 2.0 i 03/93 - 03/01 85 kW	774 228 00	774 454 00	with sports suspension; mark: GSI

OPEL ASTRA F CLASSIC Hatchback			
1.4 i, 1.6 i, 1.6 i 16V 01/98 - 08/02 44 -74 kW	774 465 00	774 412 00	with standard chassis
1.4 i, 1.6 i, 1.6 i 16V, 1.7 TD, 2.0 Di, 2.0 DTi 01/98 - 08/02 44 -74 kW	774 241 00	774 454 00	with standard chassis; Heavy Duty Version .
1.7 TD, 2.0 DTi 03/98 - 08/00 50 -74 kW	774 227 00	774 412 00	with standard chassis
2.0 Di 03/98 - 08/00 60 kW	774 226 00	774 412 00	with standard chassis

OPEL ASTRA F CLASSIC Saloon			
1.4 i, 1.6 i, 1.6 i 16V 01/98 - 08/02 44 -74 kW	774 465 00	774 412 00	with standard chassis
1.4 i, 1.6 i, 1.6 i 16V 01/98 - 08/02 44 -74 kW	774 241 00	774 454 00	with standard chassis; Heavy Duty Version .

			
--	---	---	---

OPEL
OPEL ASTRA F CLASSIC Saloon

OPEL ASTRA F CLASSIC Estate

1.4 Comfort, 1.4 i, 1.6 i, 1.6 i 16V 01/98 - 01/05 44 -74 kW	774 226 00	774 418 00	with standard chassis
--	-------------------	-------------------	-----------------------

OPEL ASTRA G Hatchback (F48_, F08_)




1.0, 1.2 16V, 1.4, 1.4 16V 02/98 - 01/05 44 -66 kW	774 263 00	774 272 00	with standard chassis
1.0, 1.2 16V, 1.4, 1.4 16V 02/98 - 01/05 44 -66 kW	774 264 00	774 274 00	with standard chassis; Heavy Duty Version .
1.6, 1.6 16V 02/98 - 01/05 55 -76 kW	774 264 00	774 272 00	with standard chassis
1.6, 1.6 16V 02/98 - 01/05 55 -76 kW	774 266 00	774 274 00	with standard chassis; Heavy Duty Version .
1.8, 1.8 16V 09/00 - 01/05 81 -92 kW	774 266 00	774 274 00	with standard chassis
1.8, 1.8 16V 09/00 - 01/05 81 -92 kW	774 267 00		with standard chassis; Heavy Duty Version .
2.0 16V, 2.2 16V 02/98 - 01/05 100 -108 kW	774 267 00	774 274 00	with standard chassis
1.7 CDTI, 1.7 DTI 16V, 1.7 TD 02/98 - 01/05 50 -59 kW	774 268 00	774 274 00	with standard chassis
1.7 CDTI, 1.7 DTI 16V, 1.7 TD 02/98 - 01/05 50 -59 kW	774 267 00		with standard chassis; Heavy Duty Version .
2.0 DI, 2.0 DTI 16V, 2.2 DTI 02/98 - 01/05 60 -92 kW	774 267 00	774 274 00	with standard chassis

OPEL ASTRA G Saloon (F69_)

1.2 16V, 1.4, 1.4 16V 09/98 - 01/05 48 -66 kW	774 263 00	774 272 00	with standard chassis
1.2 16V, 1.4, 1.4 16V 09/98 - 01/05 48 -66 kW	774 264 00	774 274 00	with standard chassis; Heavy Duty Version .
1.6, 1.6 16V 09/98 - 01/05 55 -76 kW	774 264 00	774 272 00	with standard chassis
1.6, 1.6 16V 09/98 - 01/05 55 -76 kW	774 266 00	774 274 00	with standard chassis; Heavy Duty Version .
1.8 16V 09/98 - 01/05 85 -92 kW	774 266 00	774 274 00	with standard chassis
1.8 16V 09/98 - 01/05 85 -92 kW	774 267 00		with standard chassis; Heavy Duty Version .
2.0 16V, 2.0 DI, 2.0 DTI 16V, 2.2 16V, 2.2 DTI 09/98 - 01/05 60 -108 kW	774 267 00	774 274 00	with standard chassis
1.7 CDTI, 1.7 DTI 16V, 1.7 TD 09/98 - 01/05 50 -59 kW	774 268 00	774 274 00	with standard chassis
1.7 CDTI, 1.7 DTI 16V, 1.7 TD 09/98 - 01/05 50 -59 kW	774 267 00		with standard chassis; Heavy Duty Version .

OPEL ASTRA G Estate (F35_)




1.2 16V, 1.4, 1.4 16V 02/98 - 07/04 48 -66 kW	774 263 00	774 291 00	with standard chassis; without ride height adjustment
1.2 16V, 1.4, 1.4 16V 02/98 - 07/04 48 -66 kW	774 264 00	774 292 00	with standard chassis; Heavy Duty Version .; without ride height adjustment

				
OPEL				
OPEL ASTRA G Estate (F35_)				
1.6, 1.6 16V 02/98 - 07/04	55 -76 kW	774 264 00	774 291 00	with standard chassis; without ride height adjustment
1.6, 1.6 16V 02/98 - 07/04	55 -76 kW	774 266 00	774 292 00	with standard chassis; Heavy Duty Version .; without ride height adjustment
1.8 16V 02/98 - 07/04	85 -92 kW	774 266 00	774 292 00	with standard chassis; without ride height adjustment
1.8 16V 02/98 - 07/04	85 -92 kW	774 267 00		with standard chassis; Heavy Duty Version .
2.0 16V, 2.0 DI, 2.0 DTI 16V, 2.2 16V, 2.2 DTI 02/98 - 07/04	60 -108 kW	774 267 00	774 292 00	with standard chassis; without ride height adjustment
1.7 CDTI, 1.7 DTI 16V, 1.7 TD 02/98 - 07/09	50 -59 kW	774 268 00	774 292 00	with standard chassis; without ride height adjustment
1.7 CDTI, 1.7 DTI 16V, 1.7 TD 02/98 - 07/09	50 -59 kW	774 267 00		with standard chassis; Heavy Duty Version .

OPEL ASTRA G Coupe (F07_)				
1.6 16V 03/00 - 05/05	74 -76 kW	774 264 00	774 272 00	with standard chassis
1.6 16V 03/00 - 05/05	74 -76 kW	774 266 00	774 274 00	with standard chassis; Heavy Duty Version .
1.8 16V 03/00 - 05/05	85 -92 kW	774 266 00	774 274 00	with standard chassis
1.8 16V 03/00 - 05/05	85 -92 kW	774 267 00		with standard chassis; Heavy Duty Version .
2.0 16V Turbo, 2.2 16V, 2.2 DTI 09/00 - 05/05	92 -147 kW	774 267 00	774 274 00	with standard chassis




OPEL ASTRA G Convertible				
1.6, 1.6 16V 03/01 - 10/05	74 -76 kW	774 264 00	774 292 00	with standard chassis
1.6, 1.6 16V 03/01 - 10/05	74 -76 kW	774 266 00		with standard chassis; Heavy Duty Version .
1.8 16V 03/01 - 10/05	92 kW	774 266 00	774 292 00	with standard chassis
1.8 16V 03/01 - 10/05	92 kW	774 267 00		with standard chassis; Heavy Duty Version .
2.0 16V Turbo, 2.2 16V, 2.2 DTI 09/02 - 10/05	92 -147 kW	774 267 00	774 292 00	with standard chassis

OPEL ASTRA G Box (F70)				
1.6 01/99 - 04/05	55 -62 kW	774 264 00	774 291 00	with standard chassis
1.6 01/99 - 04/05	55 -62 kW	774 266 00	774 292 00	with standard chassis; Heavy Duty Version .
1.7 TD 01/99 - 04/05	50 kW	774 268 00	774 292 00	with standard chassis
1.7 TD 01/99 - 04/05	50 kW	774 267 00		with standard chassis; Heavy Duty Version .
2.0 DI 01/99 - 04/05	60 kW	774 267 00	774 292 00	with standard chassis

				
OPEL				
OPEL ASTRA H				
1.2, 1.4, 1.4 LPG, 1.6 03/04 -	48 -85 kW	774 327 00	774 314 00	with standard chassis
1.2, 1.4, 1.4 LPG, 1.6 03/04 -	48 -85 kW	774 329 00	774 318 00	with standard chassis; Heavy Duty Version .
1.6 Turbo 02/07 -	132 kW	774 329 00	774 314 00	with standard chassis
1.6 Turbo 02/07 -	132 kW	774 344 00	774 318 00	with standard chassis; Heavy Duty Version .
1.8 03/04 -	92 -103 kW	774 329 00	774 314 00	with standard chassis
1.8 03/04 -	92 -103 kW	774 343 00	774 318 00	with standard chassis; Heavy Duty Version .
1.3 CDTI, 1.7 CDTI 03/04 -	59 -92 kW	774 343 00	774 314 00	with standard chassis
1.3 CDTI, 1.7 CDTI 03/04 -	59 -92 kW	774 344 00	774 318 00	with standard chassis; Heavy Duty Version .
1.9 CDTI, 1.9 CDTI 16V, 2.0 Turbo 03/05 -	74 -177 kW	774 344 00	774 314 00	with standard chassis
1.9 CDTI, 1.9 CDTI 16V, 2.0 Turbo 03/05 -	74 -177 kW		774 318 00	with standard chassis; Heavy Duty Version .

OPEL ASTRA H Saloon				
1.6 02/07 -	85 kW	774 329 00	774 314 00	with standard chassis
1.6 02/07 -	85 kW	774 343 00	774 318 00	with standard chassis; Heavy Duty Version .
1.8 02/07 -	103 kW	774 329 00	774 314 00	with standard chassis
1.8 02/07 -	103 kW	774 343 00	774 318 00	with standard chassis; Heavy Duty Version .
1.3 CDTi, 1.7 CDTi 02/07 -	66 -81 kW	774 343 00	774 314 00	with standard chassis
1.3 CDTi, 1.7 CDTi 02/07 -	66 -81 kW	774 344 00	774 318 00	with standard chassis; Heavy Duty Version .




OPEL ASTRA H GTC				
1.2, 1.4, 1.6 03/05 -	48 -85 kW	774 327 00	774 314 00	with standard chassis
1.2, 1.4, 1.6 03/05 -	48 -85 kW	774 329 00	774 318 00	with standard chassis; Heavy Duty Version .
1.6 Turbo 02/07 -	132 kW	774 329 00	774 314 00	with standard chassis
1.6 Turbo 02/07 -	132 kW	774 344 00	774 318 00	with standard chassis; Heavy Duty Version .
1.8 03/05 -	92 -103 kW	774 329 00	774 314 00	with standard chassis
1.8 03/05 -	92 -103 kW	774 343 00	774 318 00	with standard chassis; Heavy Duty Version .
1.3 CDTI, 1.7 CDTI 03/05 -	59 -92 kW	774 343 00	774 314 00	with standard chassis
1.3 CDTI, 1.7 CDTI 03/05 -	59 -92 kW	774 344 00	774 318 00	with standard chassis; Heavy Duty Version .

			
OPEL			
OPEL ASTRA H GTC			
1.9 CDTi, 1.9 CDTi 16V, 2.0 Turbo 08/05 - 74 -177 kW	774 344 00	774 314 00	with standard chassis
1.9 CDTi, 1.9 CDTi 16V, 2.0 Turbo 08/05 - 74 -177 kW		774 318 00	with standard chassis; Heavy Duty Version .




OPEL ASTRA H Estate			
1.4, 1.4 LPG, 1.6, 1.6 LPG 08/04 - 55 -85 kW	774 327 00	774 315 00	with standard chassis
1.4, 1.4 LPG, 1.6, 1.6 LPG 08/04 - 55 -85 kW	774 329 00	774 317 00	with standard chassis; Heavy Duty Version .
1.4, 1.4 LPG, 1.6, 1.6 LPG 08/04 - 55 -85 kW		774 316 00	with standard chassis; with ride height adjustment
1.6 Turbo 02/07 - 132 kW	774 329 00	774 315 00	with standard chassis
1.6 Turbo 02/07 - 132 kW	774 344 00	774 317 00	with standard chassis; Heavy Duty Version .
1.6 Turbo 02/07 - 132 kW		774 316 00	with standard chassis; with ride height adjustment
1.8 08/04 - 92 -103 kW	774 329 00	774 315 00	with standard chassis
1.8 08/04 - 92 -103 kW	774 343 00	774 317 00	with standard chassis; Heavy Duty Version .
1.8 08/04 - 92 -103 kW		774 316 00	with standard chassis; with ride height adjustment
1.3 CDTi, 1.7 CDTi 08/04 - 59 -92 kW	774 343 00	774 315 00	with standard chassis
1.3 CDTi, 1.7 CDTi 08/04 - 59 -92 kW	774 344 00	774 317 00	with standard chassis; Heavy Duty Version .
1.3 CDTi, 1.7 CDTi 08/04 - 59 -92 kW		774 316 00	with standard chassis; with ride height adjustment
1.9 CDTi, 1.9 CDTi 16V, 2.0 Turbo 09/04 - 74 -147 kW	774 344 00	774 315 00	with standard chassis
1.9 CDTi, 1.9 CDTi 16V, 2.0 Turbo 09/04 - 74 -147 kW		774 317 00	with standard chassis; Heavy Duty Version .
1.9 CDTi, 1.9 CDTi 16V, 2.0 Turbo 09/04 - 74 -147 kW		774 316 00	with standard chassis; with ride height adjustment




OPEL ASTRA H TwinTop			
1.6 09/05 - 77 -85 kW	774 329 00	774 317 00	with standard chassis
1.6 09/05 - 77 -85 kW	774 343 00		with standard chassis; Heavy Duty Version .
1.6 Turbo, 1.8 09/05 - 92 -132 kW	774 329 00	774 317 00	with standard chassis
1.6 Turbo, 1.8 09/05 - 92 -132 kW	774 344 00		with standard chassis; Heavy Duty Version .
1.9 CDTi, 2.0 Turbo 09/05 - 110 -147 kW	774 344 00	774 317 00	with standard chassis

OPEL ASTRA H Van			
1.3 CDTi, 1.7 CDTi 03/04 - 66 -92 kW	774 343 00	774 315 00	with standard chassis



			
OPEL			
OPEL ASTRA H Van			
1.3 CDTI, 1.7 CDTI 03/04 - 66 -92 kW	774 344 00	774 317 00	with standard chassis; Heavy Duty Version .
1.3 CDTI, 1.7 CDTI 03/04 - 66 -92 kW		774 316 00	with standard chassis; with ride height adjustment
1.9 CDTI, 1.9 CDTI 16V 08/04 - 88 -110 kW	774 344 00	774 315 00	with standard chassis
1.9 CDTI, 1.9 CDTI 16V 08/04 - 88 -110 kW		774 317 00	with standard chassis; Heavy Duty Version .
1.9 CDTI, 1.9 CDTI 16V 08/04 - 88 -110 kW		774 316 00	with standard chassis; with ride height adjustment
OPEL CALIBRA A (85_)			
2.0 i, 2.0 i 16V, 2.5 i V6 06/90 - 07/97 85 -125 kW	774 245 00	774 450 00	with standard chassis
2.0 i 16V 4x4, 2.0 i 4x4, 2.0 i Turbo 4x4 03/92 - 07/97 85 -150 kW	774 246 00		with standard chassis; all-wheel drive
OPEL COMMODORE B			
2.5, 2.5 GS, 2.8 GS, 2.8 GS/E 01/72 - 07/78 85 -118 kW	774 224 00  774 225 00 		with standard chassis
2.5, 2.5 GS, 2.8 GS, 2.8 GS/E 01/72 - 07/78 85 -118 kW		774 277 00	with standard chassis; Heavy Duty Version .
OPEL COMMODORE B Coupe			
2.5, 2.5 GS, 2.8 GS, 2.8 GS/E 01/72 - 07/78 85 -118 kW	774 224 00  774 225 00 		with standard chassis
2.5, 2.5 GS, 2.8 GS, 2.8 GS/E 01/72 - 07/78 85 -118 kW		774 277 00	with standard chassis; Heavy Duty Version .
OPEL COMMODORE C (14_, 19_)			
2.5 E, 2.5 S 08/78 - 12/82 85 -96 kW	774 325 00  774 321 00 		with standard chassis
2.5 E, 2.5 S 08/78 - 12/82 85 -96 kW		774 277 00	with standard chassis; Heavy Duty Version .
OPEL COMMODORE C Estate (61)			
2.5 E, 2.5 S 12/80 - 12/82 85 -96 kW	774 325 00  774 321 00 		with standard chassis
2.5 E, 2.5 S 12/80 - 12/82 85 -96 kW			with standard chassis; Heavy Duty Version .
OPEL COMBO Tour			
1.4, 1.4 16V 10/04 - 66 kW	873 065 00		with standard chassis; Not for increased payload; without AC
1.4, 1.4 16V 10/04 - 66 kW	873 066 00		with standard chassis; Not for increased payload; with AC
OPEL CORSA A Hatchback (93_, 94_, 98_, 99_)			
1.0, 1.2, 1.2 i, 1.2 N, 1.2 S, 1.3, 1.3 GL, 1.3 i, 1.3 S, 1.4 i, 1.4 S, 1.4 Si, 1.5 D, 1.5 TD 09/82 - 03/93 33 -60 kW	774 400 00	774 416 00	with standard chassis

0




			
OPEL			
OPEL CORSA A Hatchback (93_, 94_, 98_, 99_)			
1.0, 1.2, 1.2 i, 1.2 N, 1.2 S, 1.3, 1.3 GL, 1.3 i, 1.3 S, 1.4 i, 1.4 S, 1.4 Si, 1.5 D, 1.5 TD 09/82 - 03/93 33 -60 kW		774 411 00	with standard chassis; Heavy Duty Version .
OPEL CORSA A TR (91_, 92_, 96_, 97_)			
1.0, 1.2 i, 1.2 N, 1.2 S, 1.3, 1.3 GL, 1.3 S, 1.4 i, 1.4 S, 1.5 D, 1.5 TD 09/82 - 03/93 33 -55 kW	774 400 00	774 416 00	with standard chassis
1.3, 1.3 GL, 1.3 S, 1.4 i, 1.4 S, 1.5 D, 1.5 TD 09/82 - 03/93 37 -55 kW		774 411 00	with standard chassis; Heavy Duty Version .
OPEL CORSA B (73_, 78_, 79_)			
1.2 i, 1.2 i 16V, 1.4, 1.4 i, 1.4 i 16V, 1.4 Si 03/93 - 09/00 33 -67 kW	774 402 00	774 410 00	with standard chassis
1.2 i, 1.2 i 16V, 1.4, 1.4 i, 1.4 i 16V, 1.5 D, 1.7 D 03/93 - 09/00 33 -67 kW	774 202 00	774 436 00	with standard chassis; Heavy Duty Version .
1.6 GSI 16V 03/93 - 09/00 80 kW	774 403 00		with standard chassis
1.5 D, 1.7 D 03/93 - 09/00 37 -44 kW	774 449 00	774 410 00	with standard chassis
1.5 TD 03/93 - 09/00 49 kW	774 202 00	774 410 00	with standard chassis
1.5 TD, 1.6 GSI 16V 03/93 - 09/00 49 -80 kW		774 436 00	with standard chassis; Heavy Duty Version .
OPEL CORSA CLASSIC Saloon			
1.4 08/94 - 07/02 44 kW	774 402 00	774 410 00	with standard chassis
1.4 08/94 - 07/02 44 kW	774 202 00	774 436 00	with standard chassis; Heavy Duty Version .
OPEL CORSA B Box (73_)			
1.4 i, 1.7 D 08/99 - 09/00 44 kW	i.V.	774 436 00	with standard chassis; Number of Doors: 3
OPEL CORSA C (F08, F68)			
1.0 09/00 - 43 kW	774 307 00	774 271 00	with standard chassis
1.2, 1.2 Twinport 09/00 - 55 -59 kW	774 308 00	774 271 00	with standard chassis
1.4, 1.4 Twinport, 1.7 DI, 1.7 DTI, 1.8 09/00 - 48 -92 kW	774 309 00	774 271 00	with standard chassis
1.4, 1.4 Twinport, 1.8 09/00 - 66 -92 kW	774 247 00	774 273 00	mark: Sport; mark: GSI
OPEL CORSA C Box (F08, W5L)			
1.3 CDTI 16V 08/05 - 51 kW	774 308 00	i.V.	with standard chassis
OPEL CORSA D			
1.0 07/06 - 44 -48 kW	873 084 00	871 557 00	with standard chassis; without AC




				
OPEL				
OPEL CORSA D				
1.0 07/06 -	44 -48 kW	873 083 00		with standard chassis; with AC
1.0 07/06 -	44 -48 kW		871 558 00	with standard chassis; Heavy Duty Version .
1.2, 1.2 ecoFLEX, 1.2 LPG, 1.4, 1.4 ecoFLEX, 1.4 LPG 09/09 -	51 -74 kW	873 084 00		with standard chassis; without AC; Number of Doors: 3
1.2, 1.2 ecoFLEX, 1.2 LPG 09/09 -	51 -63 kW	873 083 00		with standard chassis; with AC; Number of Doors: 3
1.2, 1.2 ecoFLEX, 1.2 LPG 09/09 -	51 -63 kW	873 083 00		with standard chassis; without AC; Number of Doors: 5
1.2, 1.2 ecoFLEX, 1.2 LPG 09/09 -	51 -63 kW	873 084 00		with standard chassis; with AC; Number of Doors: 5
1.2, 1.2 ecoFLEX, 1.2 LPG 09/09 -	51 -63 kW		871 557 00	with standard chassis
1.2, 1.2 ecoFLEX, 1.2 LPG 09/09 -	51 -63 kW		871 558 00	with standard chassis; Heavy Duty Version .
1.4, 1.4 ecoFLEX, 1.4 LPG 07/06 -	64 -74 kW	873 083 00		with standard chassis; with AC; Number of Doors: 3; manual transmission
1.4, 1.4 ecoFLEX, 1.4 LPG 07/06 -	64 -74 kW	873 083 00		with standard chassis; without AC; Number of Doors: 5; manual transmission
1.4, 1.4 ecoFLEX, 1.4 LPG 07/06 -	64 -74 kW	873 083 00		with standard chassis; without AC; Number of Doors: 3; automatic transmission
1.4, 1.4 ecoFLEX, 1.4 LPG 07/06 -	64 -74 kW	873 086 00		with standard chassis; with AC; automatic transmission
1.4, 1.4 ecoFLEX, 1.4 LPG 07/06 -	64 -74 kW		871 557 00	with standard chassis
1.4, 1.4 ecoFLEX, 1.4 LPG 07/06 -	64 -74 kW		871 558 00	with standard chassis; Heavy Duty Version .
1.3 CDTI 07/06 -	55 kW	873 085 00	871 557 00	with standard chassis; with AC
1.3 CDTI, 1.7 CDTI 07/06 -	55 -96 kW		871 558 00	with standard chassis; Heavy Duty Version .
1.3 CDTI 07/06 -	66 -70 kW	873 087 00	871 557 00	with standard chassis; with AC
1.7 CDTI 07/06 -	92 -96 kW	873 088 00	871 557 00	with standard chassis; with AC

OPEL CORSA D Van				
1.0 07/06 -	44 -48 kW	873 084 00	871 557 00	with standard chassis; without AC
1.2 07/09 -	51 -63 kW	873 084 00		with standard chassis; without AC; Number of Doors: 3
1.2 07/09 -	51 -63 kW	873 083 00		with standard chassis; with AC; Number of Doors: 3
1.2 07/09 -	51 -63 kW	873 083 00		with standard chassis; without AC; Number of Doors: 5
1.2 07/09 -	51 -63 kW	873 084 00		with standard chassis; with AC; Number of Doors: 5
1.3 CDTI 07/06 -	55 kW	873 085 00		with standard chassis; with AC
1.3 CDTI 07/06 -	66 -70 kW	873 087 00		with standard chassis; with AC

			
OPEL			
OPEL CORSA D Van			
OPEL KADETT B			
1.1, 1.1 S, 1.1 SR, 1.2 S, 1.7 09/65 - 08/71 33 -55 kW		774 232 00	with standard chassis
OPEL KADETT B Coupe			
1.1, 1.2, 1.5, 1.9 09/65 - 08/73 33 -66 kW		774 232 00	with standard chassis
OPEL KADETT C City			
1.0, 1.2, 1.2 S 08/73 - 07/79 29 -44 kW	774 261 00	774 232 00	with standard chassis
1.6 S 05/77 - 07/79 55 kW	774 265 00	774 232 00	with standard chassis
OPEL KADETT C			
1.0, 1.2, 1.2 S 08/73 - 07/79 29 -44 kW	774 261 00	774 232 00	with standard chassis
1.6 S 05/77 - 07/79 55 kW	774 265 00	774 232 00	with standard chassis
OPEL KADETT C Estate			
1.0, 1.2, 1.2 S 08/73 - 07/79 29 -44 kW	774 261 00		with standard chassis
1.6 S 05/77 - 07/79 55 kW	774 265 00		with standard chassis
OPEL KADETT C Coupe			
1.0, 1.2, 1.2 S 08/73 - 07/79 29 -44 kW	774 262 00	774 232 00	with standard chassis
1.6 S 05/77 - 07/79 55 kW	774 265 00	774 232 00	with standard chassis
1.9 GT/E, 2.0 E Rallye 09/75 - 07/79 77 -81 kW	774 265 00	774 232 00	with standard chassis
OPEL KADETT D (31_-34_, 41_-44_)			
1.0, 1.2, 1.2 S, 1.3 N, 1.3 S 08/79 - 06/82 30 -55 kW	774 280 00	774 310 00	with standard chassis
1.0, 1.2, 1.2 S, 1.3 N, 1.3 S 08/79 - 06/82 30 -55 kW	774 289 00		with standard chassis; Heavy Duty Version .
1.0, 1.2, 1.2 S, 1.3 N, 1.3 S 07/82 - 08/84 33 -55 kW		774 310 00	with standard chassis
1.3 N, 1.3 S, 1.6, 1.6 S 08/79 - 06/82 44 -66 kW	774 283 00	774 310 00	with standard chassis; automatic transmission
1.3 N, 1.3 S, 1.6, 1.6 S 08/79 - 06/82 44 -66 kW	774 289 00		with standard chassis; Heavy Duty Version .; automatic transmission
1.8 GT/E 02/83 - 08/84 85 kW		774 310 00	with standard chassis
1.6, 1.6 S 09/79 - 06/82 51 -66 kW		774 310 00	with standard chassis; manual transmission
1.6, 1.6 S 07/82 - 08/84 51 -66 kW		774 310 00	with standard chassis
1.6, 1.6 S 07/82 - 08/84 51 -66 kW	774 389 00		with standard chassis; Heavy Duty Version .

			
OPEL			
OPEL KADETT D (31_, 34_, 41_, 44_)			
1.6, 1.6 S 07/82 - 08/84 51 -66 kW	774 388 00	774 310 00	with standard chassis; automatic transmission
1.6, 1.6 S 07/82 - 08/84 51 -66 kW	774 389 00		with standard chassis; Heavy Duty Version .; automatic transmission
1.6 D 03/82 - 06/82 40 kW	774 289 00	774 310 00	with standard chassis
1.6 D 07/82 - 08/84 40 kW	774 388 00	774 310 00	with standard chassis
1.6 D 07/82 - 08/84 40 kW	774 389 00		with standard chassis; Heavy Duty Version .
OPEL KADETT D (32_, 37_, 39_, 42_)			
1.2 S 08/79 - 06/82 44 kW	774 289 00		with standard chassis; Heavy Duty Version .
1.0, 1.2 S, 1.3 N, 1.3 S 08/79 - 06/82 33 -55 kW	774 280 00	774 310 00	with standard chassis
1.0 09/79 - 06/82 33 kW	774 289 00		with standard chassis; Heavy Duty Version .
1.0, 1.2 S, 1.3 N, 1.3 S 07/82 - 08/84 33 -55 kW		774 310 00	with standard chassis
1.3 N 08/79 - 06/82 44 kW	774 289 00		with standard chassis; Heavy Duty Version .
1.3 N, 1.3 S, 1.6 08/79 - 06/82 44 -55 kW	774 283 00	774 310 00	with standard chassis; automatic transmission
1.3 N, 1.3 S, 1.6 08/79 - 06/82 44 -55 kW	774 289 00		with standard chassis; Heavy Duty Version .; automatic transmission
1.3 S 08/79 - 06/82 55 kW	774 289 00		with standard chassis; Heavy Duty Version .
1.6 D 03/82 - 06/82 40 kW	774 289 00	774 310 00	with standard chassis
1.6 D 07/82 - 08/84 40 kW	774 388 00	774 310 00	with standard chassis
1.6 D 07/82 - 08/84 40 kW	774 389 00		with standard chassis; Heavy Duty Version .
1.6 09/79 - 06/82 51 -55 kW		774 310 00	with standard chassis; manual transmission
1.6 09/79 - 06/82 51 -55 kW	774 289 00		with standard chassis; Heavy Duty Version .; manual transmission
1.6 07/82 - 08/84 51 -55 kW		774 310 00	with standard chassis
1.6 07/82 - 08/84 51 -55 kW	774 389 00		with standard chassis; Heavy Duty Version .
1.6 07/82 - 08/84 51 -55 kW	774 388 00	774 310 00	with standard chassis; automatic transmission
1.6 07/82 - 08/84 51 -55 kW	774 389 00		with standard chassis; Heavy Duty Version .; automatic transmission
OPEL KADETT D Estate (35_, 36_, 45_, 46_)			
1.2, 1.2 S, 1.3 N, 1.3 S 08/79 - 06/82 39 -55 kW	774 280 00	774 312 00	with standard chassis
1.2, 1.2 S, 1.3 N, 1.3 S 08/79 - 06/82 39 -55 kW	774 289 00		with standard chassis; Heavy Duty Version .




			
OPEL			
OPEL KADETT D Estate (35_, 36_, 45_, 46_)			
1.2, 1.2 S, 1.3 N, 1.3 S 07/82 - 08/84 39 -55 kW		774 312 00	with standard chassis
1.3 N, 1.3 S, 1.6, 1.6 S 08/79 - 06/82 44 -66 kW	774 283 00	774 312 00	with standard chassis; automatic transmission
1.3 N, 1.3 S, 1.6, 1.6 S 08/79 - 06/82 44 -66 kW	774 289 00		with standard chassis; Heavy Duty Version .; automatic transmission
1.6, 1.6 S 09/79 - 06/82 51 -66 kW		774 312 00	with standard chassis
1.6, 1.6 S 09/79 - 06/82 51 -66 kW	774 289 00		with standard chassis; Heavy Duty Version .
1.6, 1.6 S 07/82 - 08/84 51 -66 kW		774 312 00	with standard chassis
1.6, 1.6 S 07/82 - 08/84 51 -66 kW	774 389 00		with standard chassis; Heavy Duty Version .
1.6, 1.6 S 07/82 - 08/84 51 -66 kW	774 388 00	774 312 00	with standard chassis; automatic transmission
1.6 07/82 - 08/84 51 kW	774 389 00		with standard chassis; Heavy Duty Version .; automatic transmission
1.6 D 03/82 - 06/82 40 kW	774 289 00	774 312 00	with standard chassis
1.6 D 07/82 - 08/84 40 kW	774 388 00	774 312 00	with standard chassis
1.6 D 07/82 - 08/84 40 kW	774 389 00		with standard chassis; Heavy Duty Version .
OPEL KADETT E Hatchback (33_, 34_, 43_, 44_)			
1.2, 1.3 i CAT, 1.3 N, 1.3 S, 1.4 i, 1.4 S 09/84 - 08/91 40 -60 kW	774 420 00	774 412 00	with standard chassis; manual transmission
1.2, 1.3 i CAT, 1.3 N, 1.3 S, 1.4 i, 1.4 S 09/84 - 08/91 40 -60 kW	774 421 00	774 412 00	with standard chassis; automatic transmission
1.2, 1.3 i CAT, 1.3 N, 1.3 S, 1.4 i, 1.4 S 09/84 - 08/91 40 -60 kW	774 422 00	774 413 00	with standard chassis; Heavy Duty Version .
1.8 E, 1.8 i, 1.8 S 06/85 - 08/91 62 -74 kW	774 422 00	774 413 00	with standard chassis
1.8 GSI, 2.0 GSI, 2.0 GSI 16V, 2.0 GSI 16V CAT, 2.0 GSI CAT 09/84 - 08/91 85 -115 kW	774 425 00	774 414 00	with standard chassis
1.6 D, 1.6 i, 1.6 i CAT, 1.6 S 09/84 - 08/91 40 -66 kW	774 421 00	774 412 00	with standard chassis; manual transmission
1.6 D, 1.6 i, 1.6 i CAT, 1.6 S 09/84 - 08/91 40 -66 kW	774 423 00	774 412 00	with standard chassis; automatic transmission
1.6 D, 1.6 i, 1.6 i CAT, 1.6 S 09/84 - 08/91 40 -66 kW	774 424 00	774 413 00	with standard chassis; Heavy Duty Version .
OPEL KADETT E (39_, 49_)			
1.2, 1.3 i CAT, 1.3 N, 1.3 S, 1.4 i, 1.4 S 09/84 - 08/91 40 -55 kW	774 420 00	774 412 00	with standard chassis; manual transmission
1.2, 1.3 i CAT, 1.3 N, 1.3 S, 1.4 i, 1.4 S 09/84 - 08/91 40 -55 kW	774 421 00	774 412 00	with standard chassis; automatic transmission




















			
OPEL			
OPEL KADETT E (39_, 49_)			
1.2, 1.3 i CAT, 1.3 N, 1.3 S, 1.4 i, 1.4 S 09/84 - 08/91 40 -55 kW	774 422 00	774 413 00	with standard chassis; Heavy Duty Version .
1.8, 1.8 i, 1.8 S 09/84 - 08/91 62 -85 kW	774 422 00	774 413 00	with standard chassis
2.0 i, 2.0 i CAT 03/87 - 08/91 85 kW	774 425 00	774 414 00	with standard chassis
1.6 D, 1.6 i, 1.6 i CAT, 1.6 S 09/84 - 08/91 40 -66 kW	774 421 00	774 412 00	with standard chassis; manual transmission
1.6 D, 1.6 i, 1.6 i CAT, 1.6 S 09/84 - 08/91 40 -66 kW	774 423 00	774 412 00	with standard chassis; automatic transmission
1.6 D, 1.6 i, 1.6 i CAT, 1.6 S 09/84 - 08/91 40 -66 kW	774 424 00	774 413 00	with standard chassis; Heavy Duty Version .















OPEL KADETT E Estate (35_, 36_, 45_, 46_)			
1.2, 1.3 i CAT, 1.3 N, 1.3 S 09/84 - 09/85 40 -55 kW	774 420 00	774 312 00	with standard chassis; manual transmission
1.2, 1.3 i CAT, 1.3 N, 1.3 S, 1.4 i, 1.4 S 10/85 - 08/91 40 -55 kW	774 420 00	774 418 00	with standard chassis; manual transmission
1.2, 1.3 N, 1.3 S 09/84 - 09/85 40 -55 kW	774 421 00	774 312 00	with standard chassis; automatic transmission
1.2, 1.3 i CAT, 1.3 N, 1.3 S, 1.4 i, 1.4 S 10/85 - 08/91 40 -55 kW	774 421 00	774 418 00	with standard chassis; automatic transmission
1.2, 1.3 N, 1.3 S 09/84 - 09/85 40 -55 kW	774 422 00	774 312 00	with standard chassis; Heavy Duty Version .
1.2, 1.3 i CAT, 1.3 N, 1.3 S, 1.4 i, 1.4 S 10/85 - 08/91 40 -55 kW	774 422 00	774 418 00	with standard chassis; Heavy Duty Version .
1.6, 1.6 D, 1.6 i, 1.6 i CAT, 1.6 S 10/85 - 08/91 40 -66 kW	774 421 00	774 418 00	with standard chassis; manual transmission
1.6, 1.6 D, 1.6 i, 1.6 i CAT, 1.6 S 10/85 - 08/91 40 -66 kW	774 423 00	774 418 00	with standard chassis; automatic transmission
1.6, 1.6 D, 1.6 i, 1.6 i CAT, 1.6 S 10/85 - 08/91 40 -66 kW	774 424 00	774 418 00	with standard chassis; Heavy Duty Version .
1.8 i 09/84 - 08/86 85 kW	774 422 00	774 413 00	with standard chassis
1.6 D, 1.6 S 09/84 - 09/85 40 -66 kW	774 421 00	774 312 00	with standard chassis; manual transmission
1.6 D, 1.6 S 09/84 - 09/85 40 -66 kW	774 423 00	774 312 00	with standard chassis; automatic transmission
1.6 D, 1.6 S 09/84 - 09/85 40 -66 kW	774 424 00	774 312 00	with standard chassis; Heavy Duty Version .

















OPEL MANTA A (58_, 59_)			
1.6, 1.6 S, 1.9 S 09/70 - 08/75 44 -66 kW		774 232 00	with standard chassis
1.9 GT/E 02/74 - 08/75 77 kW		774 232 00	with standard chassis

OPEL MANTA B (58_, 59_)			
1.2 N, 1.2 S, 1.3 N, 1.3 S 09/75 - 08/86 40 -55 kW	774 244 00	774 252 00	with standard chassis

			
OPEL			
OPEL MANTA B (58_, 59_)			
1.6 N, 1.6 S, 1.8 S, 1.9 E, 1.9 N, 1.9 S, 2.0, 2.0 E, 2.0 S 09/75 - 08/84 44 -81 kW	774 242 00	774 252 00	with standard chassis
OPEL MANTA B CC (53_, 55_)			
1.3 N, 1.3 S 03/79 - 08/86 44 -55 kW	774 244 00	774 252 00	with standard chassis
1.6, 1.6 N, 1.8 S, 1.9 N, 2.0, 2.0 E, 2.0 S 08/76 - 08/84 44 -92 kW	774 242 00	774 252 00	with standard chassis
OPEL MERIVA			
1.4 16V Twinport, 1.4 16V Twinport LPG, 1.6, 1.6 16V, 1.8 05/03 - 05/10 64 -92 kW	774 463 00	774 472 00	with standard chassis
1.3 CDTI, 1.7 CDTI, 1.7 DTI 09/03 - 05/10 48 -92 kW	774 429 00	774 473 00	with standard chassis
OPEL OMEGA A (16_, 17_, 19_)			
1.8, 1.8 N, 1.8 S, 2.0, 2.0 i, 2.4 i, 2.6 i 09/86 - 04/94 60 -110 kW	774 460 00 774 461 00	774 337 00	with standard chassis
1.8, 1.8 N, 1.8 S, 2.0, 2.0 i, 2.4 i, 2.6 i 09/86 - 04/94 60 -110 kW	774 462 00	774 335 00	with standard chassis; Heavy Duty Version .
1.8, 1.8 N, 1.8 S, 2.0, 2.0 i, 2.3 D, 2.3 TD, 2.3 TD Interc., 2.4 i, 2.6 i 10/86 - 04/94 54 -110 kW		774 339 00	with standard chassis; with ride height adjustment
2.3 D, 2.3 TD, 2.3 TD Interc., 3.0, 3.0 CAT, 3.0 24V 10/86 - 03/94 54 -150 kW	774 462 00	774 337 00	with standard chassis
2.3 D, 2.3 TD, 2.3 TD Interc., 3.0, 3.0 CAT, 3.0 24V, 3.0 24V Evolution500 10/86 - 03/94 54 -169 kW		774 335 00	with standard chassis; Heavy Duty Version .
OPEL OMEGA A Estate (66_, 67_)			
1.8, 1.8 N, 1.8 S, 2.0, 2.0 i, 2.4 i, 2.6, 2.6 i 09/86 - 04/94 60 -135 kW	774 460 00 774 461 00	774 335 00	with standard chassis
1.8, 1.8 N, 1.8 S, 2.0, 2.0 i, 2.4 i, 2.6, 2.6 i 09/86 - 04/94 60 -135 kW	774 462 00	774 336 00	with standard chassis; Heavy Duty Version .
1.8, 1.8 N, 1.8 S, 2.0, 2.0 i, 2.3 D, 2.3 TD, 2.3 TD Interc., 2.4 i, 2.6, 2.6 i, 3.0, 3.0 CAT, 3.0 24V 03/87 - 04/94 54 -147 kW		774 339 00	with standard chassis; with ride height adjustment
2.3 D, 2.3 TD, 2.3 TD Interc., 3.0, 3.0 CAT, 3.0 24V 09/86 - 03/94 54 -147 kW	774 462 00	774 335 00	with standard chassis
2.3 D, 2.3 TD, 2.3 TD Interc., 3.0, 3.0 CAT, 3.0 24V 09/86 - 03/94 54 -147 kW		774 336 00	with standard chassis; Heavy Duty Version .
OPEL OMEGA B (25_, 26_, 27_)			
2.0, 2.0 16V 03/94 - 09/98 85 -100 kW	774 287 00 774 282 00	774 278 00	with standard chassis
2.0, 2.0 16V 03/94 - 09/99 85 -100 kW		774 335 00	with standard chassis; Heavy Duty Version .

			
OPEL			
OPEL OMEGA B (25_, 26_, 27_)			
2.0, 2.0 16V, 2.0 DTI 16V, 2.2 16V, 2.2 DTI 16V, 2.5 D, 2.5 DTI, 2.5 TD, 2.5 V6, 2.6 V6, 3.0 V6, 3.2 V6 04/94 - 07/03 74 -160 kW		774 339 00	with standard chassis; with ride height adjustment
2.0 16V 09/98 - 09/99 100 kW	774 286 00 774 305 00	 	774 278 00 with standard chassis
2.2 16V 09/99 - 07/03 106 kW	774 288 00 774 306 00	 	774 278 00 with standard chassis
3.0 V6 04/94 - 09/97 155 kW	774 286 00 774 305 00	 	774 278 00 with standard chassis
3.0 V6 09/97 - 02/01 155 kW	774 288 00 774 306 00	 	774 278 00 with standard chassis
2.0 DTI 16V, 2.2 DTI 16V 09/97 - 07/03 74 -88 kW	774 288 00 774 306 00	 	774 278 00 with standard chassis
2.0 DTI 16V, 2.2 16V, 2.2 DTI 16V, 2.5 DTI, 2.5 V6, 2.6 V6, 3.0 V6, 3.2 V6 09/98 - 07/03 74 -160 kW			774 335 00 with standard chassis; Heavy Duty Version .
2.5 TD, 2.5 V6 03/94 - 09/98 96 -125 kW	774 286 00 774 305 00	 	774 278 00 with standard chassis
2.5 TD, 2.5 V6 10/98 - 07/03 96 -125 kW	774 288 00 774 306 00	 	774 278 00 with standard chassis
2.5 TD, 2.5 V6, 3.0 V6 03/94 - 09/98 96 -155 kW			774 335 00 with standard chassis; Heavy Duty Version .
2.5 DTI, 2.6 V6, 3.2 V6 02/01 - 07/03 110 -160 kW	774 288 00 774 306 00	 	774 278 00 with standard chassis

OPEL OMEGA B Estate (21_, 22_, 23_)			
2.0, 2.0 16V 03/94 - 09/98 85 -100 kW	774 287 00 774 282 00	 	774 335 00 with standard chassis
2.0, 2.0 16V 03/94 - 09/99 85 -100 kW			774 336 00 with standard chassis; Heavy Duty Version .
2.0, 2.0 16V, 2.0 DTI 16V, 2.2 16V, 2.2 DTI 16V, 2.5 DTI, 2.5 TD, 2.5 V6, 2.6, 2.6 V6, 3.0 V6, 3.2 V6 04/94 - 07/03 74 -160 kW			774 339 00 with standard chassis; with ride height adjustment
2.0 16V 09/98 - 09/99 100 kW	774 286 00 774 305 00	 	774 335 00 with standard chassis
2.2 16V 09/99 - 07/03 106 kW	774 288 00 774 306 00	 	774 335 00 with standard chassis
2.2 16V 09/99 - 07/03 106 kW			774 336 00 with standard chassis; Heavy Duty Version .
2.6, 3.0 V6 04/94 - 09/97 138 -155 kW	774 286 00 774 305 00	 	774 335 00 with standard chassis
2.6, 3.0 V6 10/97 - 02/01 138 -155 kW	774 288 00 774 306 00	 	774 335 00 with standard chassis
3.0 V6 04/94 - 09/97 155 kW			774 336 00 with standard chassis; Heavy Duty Version .
2.0 DTI 16V, 2.2 DTI 16V 09/97 - 07/03 74 -88 kW	774 288 00 774 306 00	 	774 335 00 with standard chassis
2.0 DTI 16V, 2.2 DTI 16V, 3.0 V6 10/97 - 02/01 74 -155 kW			774 336 00 with standard chassis; Heavy Duty Version .
2.5 TD, 2.5 V6 03/94 - 09/98 96 -125 kW	774 286 00 774 305 00	 	774 335 00 with standard chassis

			
OPEL			
OPEL OMEGA B Estate (21_, 22_, 23_)			
2.5 TD, 2.5 V6 10/98 - 02/01	96 -125 kW	774 288 00 774 306 00	 
		774 335 00	with standard chassis
2.5 TD, 2.5 V6 03/94 - 09/98	96 -125 kW		774 336 00
			with standard chassis; Heavy Duty Version .
2.5 TD, 2.5 V6 10/98 - 02/01	96 -125 kW		774 336 00
			with standard chassis; Heavy Duty Version .
2.5 DTI, 2.6 V6, 3.2 V6 02/01 - 07/03	110 -160 kW	774 288 00 774 306 00	 
			774 335 00
			with standard chassis
2.5 DTI, 2.6 V6, 3.2 V6 10/97 - 07/03	110 -160 kW		774 336 00
			with standard chassis; Heavy Duty Version .
OPEL REKORD D			
1.7, 1.7 S, 1.9, 1.9 S, 2.0 01/72 - 08/77	44 -74 kW	774 205 00	
			with standard chassis
1.7, 1.7 S, 1.9, 1.9 S, 2.0, 2.0 D, 2.1 D 09/72 - 08/77	40 -74 kW		774 277 00
			with standard chassis; Heavy Duty Version .
OPEL REKORD D Estate			
1.7, 1.7 S, 1.9, 1.9 S, 2.0 S 01/72 - 08/77	44 -74 kW	774 205 00	
			with standard chassis
OPEL REKORD D Coupe			
1.7 S, 1.9, 1.9 S, 2.0 01/72 - 08/77	55 -74 kW	774 205 00	
			with standard chassis
1.7 S, 1.9, 1.9 S, 2.0 01/72 - 08/77	55 -74 kW		774 277 00
			with standard chassis; Heavy Duty Version .
OPEL REKORD E (17_ -19_, 11_, 14_, 16_)			
1.7, 1.9, 2.0, 2.0 E, 2.0 S 08/77 - 06/82	44 -81 kW		774 277 00
			with standard chassis; Heavy Duty Version .
1.7, 1.8, 1.8 E, 1.8 S, 1.9, 2.0, 2.0 E, 2.0 S 07/82 - 08/86	44 -81 kW	774 361 00	
			with standard chassis
1.7, 1.8, 1.8 E, 1.8 S, 1.9, 2.0, 2.0 E, 2.0 S 07/82 - 08/86	44 -81 kW		774 372 00
			with standard chassis; Heavy Duty Version .
2.0 D, 2.2 D 09/77 - 06/82	43 -48 kW	774 323 00 774 324 00	 
			with standard chassis
2.0 D, 2.2 D, 2.2 TD 07/82 - 08/86	43 -63 kW		774 372 00
			with standard chassis
OPEL REKORD E Estate (61_, 66_, 67_)			
1.7, 1.8, 1.8 E, 1.8 S, 1.9, 2.0, 2.0 E, 2.0 S 07/82 - 08/86	44 -81 kW	774 361 00	
			774 372 00
			with standard chassis
2.0 D, 2.1 D, 2.2 D 09/77 - 06/82	43 -48 kW	774 323 00 774 324 00	 
			with standard chassis
2.0 D, 2.2 D, 2.2 TD, 2.3 D 07/82 - 08/86	43 -63 kW		774 372 00
			with standard chassis
OPEL SIGNUM			
1.8 05/03 -	90 -103 kW	774 501 00	774 491 00
			with standard chassis




			
OPEL			
OPEL SIGNUM			
1.8 05/03 - 90 -103 kW	774 501 00	774 494 00	with standard chassis; with ride height adjustment
1.8, 2.0 Turbo, 2.2 direct 05/03 - 90 -129 kW	774 503 00	774 493 00	with standard chassis; Heavy Duty Version .
1.8 05/03 - 90 -103 kW	774 506 00	774 498 00	with sports suspension
1.8, 2.0 Turbo, 2.2 direct 05/03 - 90 -129 kW	774 508 00		with sports suspension; Heavy Duty Version .
2.0 Turbo, 2.2 direct 05/03 - 114 -129 kW	774 502 00	774 491 00	with standard chassis
2.0 Turbo, 2.2 direct 05/03 - 114 -129 kW	774 502 00	774 494 00	with standard chassis; with ride height adjustment
2.0 Turbo, 2.2 direct 05/03 - 114 -129 kW	774 507 00	774 498 00	with sports suspension
3.2 V6 05/03 - 155 kW	774 503 00	774 491 00	with standard chassis
1.9 CDTI, 2.0 DTI, 2.2 DTI 05/03 - 74 -110 kW	774 503 00	774 491 00	with standard chassis
1.9 CDTI, 2.0 DTI, 2.2 DTI, 3.2 V6 05/03 - 74 -155 kW	774 503 00	774 494 00	with standard chassis; with ride height adjustment
1.9 CDTI, 2.0 DTI, 2.2 DTI, 3.2 V6 05/03 - 74 -155 kW	774 504 00	774 493 00	with standard chassis; Heavy Duty Version .
1.9 CDTI, 2.0 DTI, 2.2 DTI, 3.2 V6 05/03 - 74 -155 kW	774 508 00	774 498 00	with sports suspension
1.9 CDTI, 2.0 DTI, 2.2 DTI, 3.2 V6 05/03 - 74 -155 kW	774 485 00		with sports suspension; Heavy Duty Version .
3.0 V6 CDTI 05/03 - 130 -135 kW	774 504 00	774 491 00	with standard chassis
3.0 V6 CDTI 05/03 - 130 -135 kW	774 504 00	774 494 00	with standard chassis; with ride height adjustment
3.0 V6 CDTI 05/03 - 130 kW		774 493 00	with standard chassis; Heavy Duty Version .
3.0 V6 CDTI 05/03 - 130 -135 kW	774 485 00	774 498 00	with sports suspension
3.0 V6 CDTI 09/05 - 135 kW		774 493 00	with standard chassis; Heavy Duty Version .




OPEL TIGRA (95_)




1.4 16V, 1.6 16V 07/94 - 12/00 63 -78 kW	774 269 00	774 411 00	with standard chassis
--	-------------------	-------------------	-----------------------

OPEL TIGRA TwinTop

1.4 06/04 - 66 kW	873 065 00	871 552 00	with standard chassis; with AC
1.8 06/04 - 92 kW	873 065 00	871 552 00	with standard chassis; without AC
1.8 06/04 - 92 kW	873 066 00	871 552 00	with standard chassis; with AC
1.3 CDTI 06/04 - 51 kW	873 066 00	871 552 00	with standard chassis; without AC
1.3 CDTI 06/04 - 51 kW	873 067 00	871 552 00	with standard chassis; with AC




			
OPEL			
OPEL VECTRA A Hatchback (88_, 89_)			
1.4 S 04/88 - 06/92 55 kW	774 443 00	774 331 00	with standard chassis; with ride height adjustment
1.6, 1.6 i, 1.6 i CAT, 1.6 S, 1.8 i, 1.8 i CAT, 1.8 S, 2.0, 2.0 i, 2.0 i 16V, 2.0 i 16V CAT, 2.0 i CAT 09/88 - 11/95 51 -110 kW	774 440 00	774 330 00	with standard chassis
1.6, 1.6 i, 1.6 i CAT, 1.6 S, 1.7 D, 1.7 TD, 1.8 i, 1.8 i CAT, 1.8 S, 2.0, 2.0 i, 2.0 i 16V, 2.0 i 16V CAT, 2.0 i CAT, 2.0 i GT 09/88 - 11/95 42 -110 kW	774 444 00		with standard chassis; Heavy Duty Version .
1.6, 1.6 i, 1.6 i CAT, 1.6 S, 1.8 i, 1.8 i CAT, 1.8 S, 2.0, 2.0 i, 2.0 i 16V, 2.0 i 16V CAT, 2.0 i CAT 09/88 - 11/95 51 -110 kW		774 331 00	with standard chassis; with ride height adjustment
1.8 i, 1.8 i CAT, 1.8 S, 2.0, 2.0 i, 2.0 i 16V, 2.0 i 16V CAT, 2.0 i CAT, 2.0 i GT 04/88 - 11/95 65 -110 kW	774 441 00	774 330 00	with standard chassis; mark: GT; mark: SR
2.0 i GT 09/88 - 11/95 95 kW	774 441 00	774 330 00	with standard chassis
1.7 D, 1.7 TD 09/88 - 11/95 42 -60 kW	774 442 00	774 330 00	with standard chassis
1.7 D, 1.7 TD 09/88 - 11/95 42 -60 kW		774 331 00	with standard chassis; with ride height adjustment
OPEL VECTRA A (86_, 87_)			
1.4 S 09/88 - 06/92 55 kW	774 443 00	774 331 00	with standard chassis; with ride height adjustment
1.6, 1.6 i, 1.6 i CAT, 1.8 i CAT, 1.8 S, 2.0, 2.0 i, 2.0 i 16V, 2.0 i CAT 09/88 - 11/95 51 -100 kW	774 440 00	774 330 00	with standard chassis
1.6, 1.6 i, 1.6 i CAT, 1.7 D, 1.7 TD, 1.8 i CAT, 1.8 S, 2.0, 2.0 i, 2.0 i 16V, 2.0 i CAT, 2000/GT 16V, 2000/GT 16V CAT 02/90 - 11/95 42 -110 kW	774 444 00		with standard chassis; Heavy Duty Version .
1.6, 1.6 i, 1.6 i CAT, 1.8 i CAT, 1.8 S, 2.0, 2.0 i, 2.0 i 16V, 2.0 i CAT 09/88 - 11/95 51 -100 kW		774 331 00	with standard chassis; with ride height adjustment
1.8 i CAT, 1.8 S, 2.0, 2.0 i, 2.0 i 16V, 2.0 i CAT, 2000/GT 16V, 2000/GT 16V CAT 02/90 - 11/95 65 -110 kW	774 441 00	774 331 00	with standard chassis; mark: GT; mark: SR; with ride height adjustment
2000/GT 16V, 2000/GT 16V CAT 01/89 - 11/95 110 kW	774 441 00	774 330 00	with standard chassis
1.7 D, 1.7 TD 10/88 - 11/95 42 -60 kW	774 442 00	774 330 00	with standard chassis
1.7 D, 1.7 TD 10/88 - 11/95 42 -60 kW		774 331 00	with standard chassis; with ride height adjustment
OPEL VECTRA B Hatchback (38_)			
1.6 i, 1.6 i 16V 10/95 - 07/03 55 -74 kW	774 264 00	774 293 00	with standard chassis; without ride height adjustment
1.6 i, 1.6 i 16V 10/95 - 07/03 55 -74 kW	774 266 00		with standard chassis; Heavy Duty Version .
1.6 i, 1.6 i 16V 10/95 - 07/03 55 -74 kW		774 294 00	with standard chassis; with ride height adjustment

			
OPEL			
OPEL VECTRA B Hatchback (38_)			
2.0 i, 2.0 i 16V 10/95 - 02/02 82 -100 kW	774 267 00	774 293 00	with standard chassis; without ride height adjustment
2.0 i, 2.0 i 16V 10/95 - 02/02 82 -100 kW	774 284 00		with standard chassis; Heavy Duty Version .
2.0 i, 2.0 i 16V 10/95 - 02/02 82 -100 kW		774 294 00	with standard chassis; with ride height adjustment
1.7 TD, 1.8 i 16V 10/95 - 07/03 60 -92 kW	774 266 00	774 293 00	with standard chassis; without ride height adjustment
1.7 TD, 1.8 i 16V 10/95 - 07/03 60 -92 kW	774 267 00		with standard chassis; Heavy Duty Version .
1.7 TD, 1.8 i 16V 10/95 - 07/03 60 -92 kW		774 294 00	with standard chassis; with ride height adjustment
2.0 DI 16V, 2.0 DTI 16V, 2.5, 2.5 i V6, 2.6 i V6 10/95 - 07/03 60 -144 kW	774 284 00	774 293 00	with standard chassis; without ride height adjustment
2.0 DI 16V, 2.0 DTI 16V, 2.5, 2.5 i V6, 2.6 i V6 10/95 - 07/03 60 -144 kW	774 201 00		with standard chassis; Heavy Duty Version .
2.0 DI 16V, 2.0 DTI 16V, 2.5, 2.5 i V6, 2.6 i V6 10/95 - 07/03 60 -144 kW		774 294 00	with standard chassis; with ride height adjustment
OPEL VECTRA B (36_)			
1.6 GL, 1.6 i, 1.6 i 16V 09/95 - 04/02 55 -74 kW	774 264 00	774 293 00	with standard chassis; without ride height adjustment
1.6 GL, 1.6 i, 1.6 i 16V 09/95 - 04/02 55 -74 kW	774 266 00		with standard chassis; Heavy Duty Version .
1.6 GL, 1.6 i, 1.6 i 16V 09/95 - 04/02 55 -74 kW		774 294 00	with standard chassis; with ride height adjustment
2.0 i, 2.0 i 16V 10/95 - 04/02 82 -100 kW	774 267 00	774 293 00	with standard chassis; without ride height adjustment
2.0 i, 2.0 i 16V 10/95 - 04/02 82 -100 kW	774 284 00		with standard chassis; Heavy Duty Version .
2.0 i, 2.0 i 16V 10/95 - 04/02 82 -100 kW		774 294 00	with standard chassis; with ride height adjustment
1.7 TD, 1.8 i 16V 10/95 - 04/02 60 -92 kW	774 266 00	774 293 00	with standard chassis; without ride height adjustment
1.7 TD, 1.8 i 16V 10/95 - 04/02 60 -92 kW	774 267 00		with standard chassis; Heavy Duty Version .
1.7 TD, 1.8 i 16V 10/95 - 04/02 60 -92 kW		774 294 00	with standard chassis; with ride height adjustment
2.0 DI 16V, 2.5 i V6 10/95 - 04/02 60 -125 kW	774 284 00	774 293 00	with standard chassis; without ride height adjustment
2.0 DI 16V, 2.0 DTI 16V, 2.5 i V6, 2.6 i V6 10/95 - 04/02 60 -125 kW	774 201 00		with standard chassis; Heavy Duty Version .
2.0 DI 16V, 2.0 DTI 16V, 2.5 i V6, 2.6 i V6 10/95 - 04/02 60 -125 kW		774 294 00	with standard chassis; with ride height adjustment
OPEL VECTRA B Estate (31_)			
1.6 i, 1.6 i 16V 11/96 - 07/02 55 -74 kW	774 264 00	774 295 00	with standard chassis
1.6 i, 1.6 i 16V 11/96 - 07/02 55 -74 kW	774 266 00		with standard chassis; Heavy Duty Version .


				
OPEL				
OPEL VECTRA B Estate (31_)				
1.6 i, 1.6 i 16V 11/96 - 07/02	55 -74 kW		774 296 00	with standard chassis; with ride height adjustment
2.0 i, 2.0 i 16V 11/96 - 02/02	82 -100 kW	774 267 00	774 295 00	with standard chassis; without ride height adjustment
2.0 i, 2.0 i 16V 11/96 - 02/02	82 -100 kW	774 284 00		with standard chassis; Heavy Duty Version .
2.0 i, 2.0 i 16V 11/96 - 02/02	82 -100 kW		774 296 00	with standard chassis; with ride height adjustment
1.7 TD, 1.8 i 16V 11/96 - 07/03	60 -92 kW	774 266 00	774 295 00	with standard chassis; without ride height adjustment
1.7 TD, 1.8 i 16V 11/96 - 07/03	60 -92 kW	774 267 00		with standard chassis; Heavy Duty Version .
1.7 TD, 1.8 i 16V 11/96 - 07/03	60 -92 kW		774 296 00	with standard chassis; with ride height adjustment
2.0 DI 16V, 2.0 DTI 16V, 2.5 i V6, 2.6 i V6 11/96 - 07/03	60 -125 kW	774 284 00	774 295 00	with standard chassis; without ride height adjustment
2.0 DI 16V, 2.0 DTI 16V, 2.5 i V6, 2.6 i V6 11/96 - 07/03	60 -125 kW	774 201 00		with standard chassis; Heavy Duty Version .
2.0 DI 16V, 2.0 DTI 16V, 2.5 i V6, 2.6 i V6 11/96 - 07/03	60 -125 kW		774 294 00	with standard chassis; with ride height adjustment

OPEL VECTRA C GTS				
1.6 08/05 -	74 -77 kW	774 505 00	774 497 00	with standard chassis
1.6 08/05 -	74 -77 kW	774 507 00		with standard chassis; Heavy Duty Version .
1.8, 1.8 16V 08/02 -	90 -103 kW	774 505 00	774 497 00	with standard chassis; manual transmission
1.8, 1.8 16V 08/02 -	90 -103 kW	774 506 00	774 497 00	with standard chassis; automatic transmission
1.8, 1.8 16V 08/02 -	90 -103 kW	774 507 00		with standard chassis; Heavy Duty Version .; manual transmission
1.8, 1.8 16V 08/02 -	90 -103 kW	774 508 00		with standard chassis; Heavy Duty Version .; automatic transmission
2.0 16V Turbo, 2.2 16V, 2.2 direct 08/02 -	108 -129 kW	774 507 00	774 497 00	with standard chassis
2.0 16V Turbo, 2.2 16V, 2.2 direct 08/02 -	108 -129 kW	774 508 00		with standard chassis; Heavy Duty Version .
1.9 CDTI, 2.0 DTI 16V, 2.2 DTI 16V, 3.2 V6 08/02 -	74 -155 kW	774 508 00	774 497 00	with standard chassis
1.9 CDTI, 2.0 DTI 16V, 2.2 DTI 16V, 3.2 V6 08/02 -	74 -155 kW	774 485 00		with standard chassis; Heavy Duty Version .
3.0 CDTI 06/03 -	130 -135 kW	774 485 00	774 497 00	with standard chassis




OPEL VECTRA C				
1.6, 1.6 16V 06/04 -	74 -77 kW	774 500 00	774 490 00	with standard chassis
1.6, 1.6 16V 06/04 -	74 -77 kW	774 500 00	774 492 00	with standard chassis; with ride height adjustment
1.6, 1.6 16V 06/04 -	74 -77 kW	774 502 00	774 491 00	with standard chassis; Heavy Duty Version .

				
OPEL				
OPEL VECTRA C				
1.8, 1.8 16V 04/02 -	81 -103 kW	774 500 00	774 490 00	with standard chassis; manual transmission
1.8, 1.8 16V 04/02 -	81 -103 kW	774 501 00	774 490 00	with standard chassis; automatic transmission
1.8, 1.8 16V 04/02 -	81 -103 kW	774 500 00	774 492 00	with standard chassis; with ride height adjustment; manual transmission
1.8, 1.8 16V 04/02 -	81 -103 kW	774 501 00	774 492 00	with standard chassis; with ride height adjustment; automatic transmission
1.8, 1.8 16V 04/02 -	81 -103 kW	774 502 00	774 491 00	with standard chassis; Heavy Duty Version .; manual transmission
1.8, 1.8 16V 04/02 -	81 -103 kW	774 503 00	774 491 00	with standard chassis; Heavy Duty Version .; automatic transmission
2.0 16V Turbo, 2.2 16V, 2.2 direct 04/02 -	108 -129 kW	774 502 00	774 490 00	with standard chassis
2.0 16V Turbo, 2.2 16V, 2.2 direct 04/02 -	108 -129 kW	774 502 00	774 492 00	with standard chassis; with ride height adjustment
2.0 16V Turbo, 2.2 16V, 2.2 direct 04/02 -	108 -129 kW	774 503 00	774 491 00	with standard chassis; Heavy Duty Version .
1.9 CDTI, 2.0 DTI 16V, 2.2 DTI 16V, 3.2 V6 08/02 -	74 -155 kW	774 503 00	774 490 00	with standard chassis
1.9 CDTI, 2.0 DTI 16V, 2.2 DTI 16V, 3.2 V6 08/02 -	74 -155 kW	774 503 00	774 492 00	with standard chassis; with ride height adjustment
1.9 CDTI, 2.0 DTI 16V, 2.2 DTI 16V, 3.2 V6 08/02 -	74 -155 kW	774 504 00	774 491 00	with standard chassis; Heavy Duty Version .
3.0 CDTI 06/03 -	130 -135 kW	774 504 00	774 490 00	with standard chassis
3.0 CDTI 06/03 -	130 -135 kW	774 504 00	774 492 00	with standard chassis; with ride height adjustment
3.0 CDTI 06/03 -	130 -135 kW		774 491 00	with standard chassis; Heavy Duty Version .

OPEL VECTRA C Estate				
1.6, 1.6 16V 06/04 -	74 -77 kW	774 500 00	774 495 00	with standard chassis
1.6, 1.6 16V 06/04 -	74 -77 kW	774 505 00	774 499 00	with sports suspension
1.6, 1.6 16V 06/04 -	74 -77 kW	774 500 00		with standard chassis; with ride height adjustment
1.6, 1.6 16V 06/04 -	74 -77 kW	774 507 00		with sports suspension; Heavy Duty Version .
1.6, 1.6 16V 06/04 -	74 -77 kW	774 502 00	774 493 00	with standard chassis; Heavy Duty Version .
1.8 10/03 -	90 -103 kW	774 500 00	774 495 00	with standard chassis; manual transmission
1.8 10/03 -	90 -103 kW	774 505 00	774 499 00	with sports suspension; manual transmission
1.8 10/03 -	90 -103 kW	774 501 00	774 495 00	with standard chassis; automatic transmission
1.8 10/03 -	90 -103 kW	774 506 00	774 499 00	with sports suspension; automatic transmission
1.8 10/03 -	90 -103 kW	774 500 00		with standard chassis; with ride height adjustment; manual transmission

			
OPEL			
OPEL VECTRA C Estate			
1.8 10/03 - 90 -103 kW	774 507 00		with sports suspension; Heavy Duty Version .; manual transmission
1.8 10/03 - 90 -103 kW	774 501 00		with standard chassis; with ride height adjustment; automatic transmission
1.8 10/03 - 90 -103 kW	774 508 00		with sports suspension; Heavy Duty Version .; automatic transmission
1.8 10/03 - 90 -103 kW	774 502 00	774 493 00	with standard chassis; Heavy Duty Version .; manual transmission
1.8 10/03 - 90 -103 kW	774 503 00	774 493 00	with standard chassis; Heavy Duty Version .; automatic transmission
2.0 Turbo, 2.2 direct 10/03 - 114 -129 kW	774 502 00	774 495 00	with standard chassis
2.0 Turbo, 2.2 direct 10/03 - 114 -129 kW	774 507 00	774 499 00	with sports suspension
2.0 Turbo, 2.2 direct 10/03 - 114 -129 kW	774 502 00		with standard chassis; with ride height adjustment
2.0 Turbo, 2.2 direct 10/03 - 114 -129 kW	774 507 00		with sports suspension; Heavy Duty Version .
2.0 Turbo, 2.2 direct 10/03 - 114 -129 kW	774 503 00	774 493 00	with standard chassis; Heavy Duty Version .
1.9 CDTI, 2.0 DTI, 2.2 DTI, 3.2 V6 10/03 - 74 -155 kW	774 503 00	774 495 00	with standard chassis
1.9 CDTI, 2.0 DTI, 2.2 DTI, 3.2 V6 10/03 - 74 -155 kW	774 508 00	774 499 00	with sports suspension
1.9 CDTI, 2.0 DTI, 2.2 DTI, 3.2 V6 10/03 - 74 -155 kW	774 503 00		with standard chassis; with ride height adjustment
1.9 CDTI, 2.0 DTI, 2.2 DTI, 3.2 V6 10/03 - 74 -155 kW	774 504 00		with sports suspension; Heavy Duty Version .
1.9 CDTI, 2.0 DTI, 2.2 DTI, 3.2 V6 10/03 - 74 -155 kW	774 504 00	774 493 00	with standard chassis; Heavy Duty Version .
3.0 V6 CDTI 10/03 - 130 -135 kW	774 504 00	774 495 00	with standard chassis
3.0 V6 CDTI 10/03 - 130 -135 kW	774 485 00	774 499 00	with sports suspension
3.0 V6 CDTI 10/03 - 130 kW	774 504 00		with standard chassis; with ride height adjustment
3.0 V6 CDTI 10/03 - 130 -135 kW		774 493 00	with standard chassis; Heavy Duty Version .
3.0 V6 CDTI 08/05 - 135 kW	774 504 00		with standard chassis; with ride height adjustment

OPEL ZAFIRA (F75_)			
1.6, 1.6 16V 04/99 - 06/05 70 -74 kW	774 266 00	774 210 00	with standard chassis
1.6, 1.6 16V 04/99 - 06/05 70 -74 kW	774 267 00	i.V.	with standard chassis; Heavy Duty Version .
1.8, 1.8 16V 09/00 - 06/05 81 -92 kW	774 267 00	774 210 00	with standard chassis
1.8, 1.8 16V 09/00 - 06/05 81 -92 kW	774 284 00	i.V.	with standard chassis; Heavy Duty Version .
2.0 DI 16V, 2.0 DTI 16V, 2.2 16V 10/99 - 06/05 60 -108 kW	774 284 00	774 210 00	with standard chassis

			
OPEL			
OPEL ZAFIRA (F75_)			
2.0 DI 16V, 2.0 DTI 16V, 2.2 16V 10/99 - 06/05 60 -108 kW	774 201 00	i.V.	with standard chassis; Heavy Duty Version .
2.2 DTI 16V 01/02 - 06/05 86 -92 kW	774 201 00	774 210 00	with standard chassis

OPEL ZAFIRA			
1.6, 1.7 CDTI, 1.8 07/05 - 69 -103 kW	774 346 00	774 317 00	with standard chassis
1.6, 1.7 CDTI, 1.8 07/05 - 69 -103 kW	774 347 00		with standard chassis; Heavy Duty Version .
1.6, 1.7 CDTI, 1.8 07/05 - 69 -103 kW		774 319 00	with standard chassis; with ride height adjustment
2.0, 2.2 07/05 - 110 -177 kW	774 346 00	774 317 00	with standard chassis
2.0, 2.2 07/05 - 110 -177 kW	774 506 00		with standard chassis; Heavy Duty Version .
2.0, 2.2 07/05 - 110 -177 kW		774 319 00	with standard chassis; with ride height adjustment
1.9 CDTI 07/05 - 74 -110 kW	774 347 00	774 317 00	with standard chassis
1.9 CDTI 07/05 - 74 -110 kW	774 348 00		with standard chassis; Heavy Duty Version .
1.9 CDTI 07/05 - 74 -110 kW		774 319 00	with standard chassis; with ride height adjustment




OPEL ZAFIRA Van			
1.7 CDTI, 1.8 07/05 - 81 -103 kW	774 346 00	774 317 00	with standard chassis
1.7 CDTI, 1.8 07/05 - 81 -103 kW	774 347 00		with standard chassis; Heavy Duty Version .
1.7 CDTI, 1.8 07/05 - 81 -103 kW		774 319 00	with standard chassis; with ride height adjustment




OPEL MOVANO Combi (J9)			
1.9 DTI, 2.2 DTI, 2.5 CDTI, 2.5 D, 2.5 DTI, 2.8 DTI, 3.0 DTI 07/98 - 59 -107 kW	873 064 00		with standard chassis




OPEL MOVANO Box (F9)			
1.9 DTI, 2.2 DTI, 2.5 CDTI, 2.5 D, 2.5 DTI, 2.8 DTI, 3.0 DTI 01/99 - 59 -107 kW	873 064 00		with standard chassis




OPEL MOVANO Flatbed / Chassis (U9, E9)			
2.2 DTI, 2.5 CDTI, 2.5 D, 2.5 DTI, 2.8 DTI, 3.0 DTI 07/98 - 59 -107 kW	873 064 00		with standard chassis




OPEL MOVANO Dumptruck (H9)			
2.2 DTI, 2.5 CDTI, 2.5 D, 2.5 DTI, 2.8 DTI, 3.0 DTI 01/99 - 59 -107 kW	873 064 00		with standard chassis




			
OPEL			
OPEL VIVARO Combi (J7)			
1.9 DI, 1.9 DTI, 2.0 16V, 2.0 CDTI, 2.0 ECOTEC, 2.5 CDTI, 2.5 DTI 08/01 - 60 -107 kW	872 382 00	871 536 00	with standard chassis
OPEL VIVARO Box (F7)			
1.9 DI, 1.9 DTI, 2.0 16V, 2.0 CDTI, 2.0 ECOTEC, 2.5 CDTI, 2.5 DTI 08/01 - 60 -107 kW	872 382 00	871 536 00	with standard chassis
OPEL VIVARO Flatbed / Chassis (E7)			
1.9 Di, 1.9 DTI, 2.0 16V, 2.0 CDTI, 2.0 ECOTEC, 2.5 CDTI, 2.5 DTI 01/06 - 60 -107 kW	872 382 00	871 536 00	with standard chassis
PEUGEOT			
PEUGEOT 106 I (1A, 1C)			
1.0 09/91 - 04/96 33 -37 kW	871 282 00		with standard chassis
1.0 09/91 - 04/96 33 -37 kW	871 380 00		with standard chassis; Heavy Duty Version .
1.1, 1.4 08/91 - 04/96 44 -69 kW	871 021 00		with standard chassis
1.6 06/93 - 04/96 65 kW	871 281 00		with standard chassis; without AC; automatic transmission
1.4 D 09/92 - 04/96 37 kW	871 283 00		with standard chassis
1.4 D 09/92 - 04/96 37 kW	871 380 00		with standard chassis; Heavy Duty Version .
1.5 D, 1.6 01/94 - 04/96 40 -76 kW	871 022 00		with standard chassis
PEUGEOT 106 II (1)			
1.0 i, 1.1 i, 1.4 i 05/96 - 33 -55 kW	871 021 00		with standard chassis
1.5 D, 1.6 i, 1.6 S16 05/96 - 40 -87 kW	871 022 00		with standard chassis
PEUGEOT 107			
1.0 06/05 - 50 kW	871 007 00	871 014 00	with standard chassis
1.0 06/05 - 50 kW	871 008 00	871 014 00	with standard chassis; Heavy Duty Version .
1.4 HDi 06/05 - 40 kW	871 008 00	871 014 00	with standard chassis
PEUGEOT 205 I (741A/C)			
1.0, 1.1, 1.3, 1.4, 1.5, 1.6 02/83 - 10/87 33 -63 kW	871 024 00		with standard chassis; mark: GL
1.0, 1.1, 1.3, 1.4, 1.5, 1.6 02/83 - 10/87 33 -63 kW	871 026 00		with standard chassis; mark: GT
1.6 GTI, 1.9 GTI 12/84 - 10/87 75 -94 kW	871 027 00		with standard chassis




				
PEUGEOT				
PEUGEOT 205 I (741A/C)				
1.7 Diesel 08/83 - 10/87	44 kW	871 025 00		with standard chassis
PEUGEOT 205 II (20A/C)				
1.0, 1.1, 1.2, 1.3, 1.4, 1.4 CAT, 1.6, 1.6 Aut., 1.9 08/87 - 09/98	33 -96 kW	871 024 00		with standard chassis; mark: GL
1.0, 1.1, 1.2, 1.3, 1.4, 1.4 CAT, 1.6, 1.6 Aut., 1.9 08/87 - 09/98	33 -96 kW	871 026 00		with standard chassis; mark: GT
1.6 GTI, 1.9 GTI, 1.9 GTI CAT 10/87 - 07/94	75 -94 kW	871 027 00		with standard chassis
1.7 Diesel, 1.7 TD, 1.9 Diesel 07/87 - 09/98	44 -57 kW	871 025 00		with standard chassis
PEUGEOT 206 Hatchback (2A/C)				
1.1 i, 1.4 16V, 1.4 i, 1.4 LPG 09/98 -	44 -65 kW	871 021 00		with standard chassis
1.4 HDi eco 70, 1.6 16V, 1.6 i, 1.9 D 09/98 -	50 -80 kW	871 022 00		with standard chassis
1.6 HDi FAP 110 05/04 -	80 kW	871 268 00		with standard chassis; with AC
2.0 HDI 90, 2.0 RC, 2.0 S16 04/99 -	66 -130 kW	871 023 00		with standard chassis
PEUGEOT 206 SW (2E/K)				
1.1, 1.4 07/02 -	44 -55 kW	871 021 00		with standard chassis
1.4 16V, 1.4 HDi, 1.6 16V 07/02 -	50 -80 kW	871 022 00		with standard chassis
1.6 HDi FAP 110, 2.0 16V, 2.0 HDi 07/02 -	66 -100 kW	871 023 00		with standard chassis
PEUGEOT 206 CC (2D)				
1.6 16V 09/00 -	80 kW	871 268 00		with standard chassis; without AC
2.0 S16 09/00 -	100 kW	871 268 00		with standard chassis; without AC; manual transmission
2.0 S16 09/00 -	100 kW	871 269 00		with standard chassis; without AC; automatic transmission
2.0 S16 09/00 -	100 kW	871 461 00		with standard chassis; with AC; automatic transmission
PEUGEOT 207 (WA_, WC_)				
1.4, 1.4 16V 02/06 -	53 -70 kW	871 020 00	871 030 00	with standard chassis
1.4, 1.4 16V 02/06 -	53 -70 kW	871 048 00	871 031 00	with standard chassis; Heavy Duty Version .
1.6 16V RC, 1.6 16V Turbo, 1.6 16V VTi, 1.6 HDi 02/06 -	66 -128 kW	871 049 00	871 031 00	with standard chassis
1.4 HDi, 1.6 16V 02/06 -	50 -80 kW	871 048 00	871 030 00	with standard chassis

			
PEUGEOT			
PEUGEOT 207 (WA_, WC_)			
1.4 HDi, 1.6 16V 02/06 - 50 -80 kW	871 049 00	871 031 00	with standard chassis; Heavy Duty Version .
PEUGEOT 207 CC (WD_)			
1.6 16V, 1.6 16V Turbo, 1.6 HDi 02/07 - 80 -115 kW	871 049 00	871 038 00	with standard chassis
PEUGEOT 207 SW (WK_)			
1.4, 1.4 16V 06/07 - 54 -70 kW	871 048 00	871 030 00	with standard chassis
1.4, 1.4 16V 06/07 - 54 -70 kW	871 048 00	871 031 00	with standard chassis; Heavy Duty Version .
1.6 16V, 1.6 HDi 06/07 - 66 -88 kW	871 048 00	871 031 00	with standard chassis
PEUGEOT 304 (_04M_)			
1.3, 1.3 GL, 1.3 GT, 1.4 D 10/69 - 10/79 33 -55 kW	871 028 00		with standard chassis
PEUGEOT 306 Hatchback (7A, 7C, N3, N5)			
1.1, 1.4, 1.6, 1.8, 1.8 16V 05/93 - 05/01 44 -81 kW	871 047 00		with standard chassis
PEUGEOT 306 (7B, N3, N5)			
1.1, 1.4 SL, 1.6, 1.6 SR, 1.8, 1.8 16V 06/94 - 05/01 44 -81 kW	871 047 00		with standard chassis
PEUGEOT 306 Break (7E, N3, N5)			
1.4, 1.6, 1.8, 1.8 16V 03/97 - 04/02 55 -81 kW	871 047 00		with standard chassis
PEUGEOT 306 Convertible (7D, N3, N5)			
1.6, 1.8, 1.8 16V 03/94 - 04/02 65 -81 kW	871 047 00		with standard chassis
PEUGEOT 307 (3A/C)			
1.4, 1.4 16V, 1.6 08/00 - 55 -80 kW	871 064 00	871 039 00	with standard chassis; To Contr.No. 09821
1.4, 1.4 16V, 1.6 08/00 - 55 -80 kW	871 065 00	871 050 00	with standard chassis; Heavy Duty Version .
1.4 HDi, 1.6 HDi, 1.6 HDi 110, 2.0, 2.0 16V, 2.0 HDi 110 FAP, 2.0 HDi 135, 2.0 HDi 90 08/00 - 50 -130 kW	871 065 00	871 039 00	with standard chassis
1.4 HDi, 1.6 HDi, 1.6 HDi 110, 2.0, 2.0 16V, 2.0 HDi 110 FAP, 2.0 HDi 135, 2.0 HDi 90 08/00 - 50 -130 kW	871 065 00	871 050 00	with standard chassis; Heavy Duty Version .
PEUGEOT 307 Break (3E)			
1.4, 1.4 16V, 1.6 16V 03/02 - 55 -80 kW	871 064 00	871 039 00	with standard chassis
1.4, 1.4 16V, 1.6 16V 03/02 - 55 -80 kW	871 065 00	871 050 00	with standard chassis; Heavy Duty Version .

			
PEUGEOT			
PEUGEOT 307 Break (3E)			
1.4 HDi, 1.6 HDi, 1.6 HDi 110 FAP, 2.0, 2.0 16V, 2.0 HDi 110, 2.0 HDi 135 FAP, 2.0 HDi 90 03/02 - 50 -130 kW	871 065 00	871 039 00	with standard chassis
1.4 HDi, 1.6 HDi, 1.6 HDi 110 FAP, 2.0, 2.0 16V, 2.0 HDi 110, 2.0 HDi 135 FAP, 2.0 HDi 90 03/02 - 50 -130 kW	871 065 00	871 050 00	with standard chassis; Heavy Duty Version .
PEUGEOT 307 SW (3H)			
1.4, 1.4 16V, 1.6 16V 03/02 - 55 -80 kW	871 064 00	871 039 00	with standard chassis
1.4, 1.4 16V, 1.6 16V 03/02 - 55 -80 kW	871 065 00	871 050 00	with standard chassis; Heavy Duty Version .
1.6 D, 1.6 HDi 110, 2.0 16V, 2.0 HDi 110, 2.0 HDi 135, 2.0 HDi 90 03/02 - 66 -103 kW	871 065 00	871 039 00	with standard chassis
1.6 D, 1.6 HDi 110, 2.0 16V, 2.0 HDi 110, 2.0 HDi 135, 2.0 HDi 90 03/02 - 66 -103 kW	871 065 00	871 050 00	with standard chassis; Heavy Duty Version .
PEUGEOT 307 CC (3B)			
1.6 16V 03/05 - 80 kW	871 064 00	871 039 00	with standard chassis
1.6 16V 03/05 - 80 kW	871 065 00	871 050 00	with standard chassis; Heavy Duty Version .
2.0 16V, 2.0 HDi 135 FAP 10/03 - 100 -130 kW	871 065 00	871 039 00	with standard chassis
2.0 16V, 2.0 HDi 135 FAP 10/03 - 100 -130 kW	871 065 00	871 050 00	with standard chassis; Heavy Duty Version .
PEUGEOT 309 I (10C, 10A)			
1.1, 1.3, 1.3 XL, 1.4, 1.5, 1.6, 1.6 CAT, 1.9, 1.9 D 10/85 - 12/89 40 -83 kW	871 045 00		with standard chassis
PEUGEOT 309 II (3C, 3A)			
1.1, 1.4, 1.6, 1.8 Diesel, 1.8 TD, 1.9, 1.9 Diesel 07/89 - 12/93 40 -80 kW	871 045 00		with standard chassis
PEUGEOT 405 I (15B)			
1.4, 1.6, 1.8 Turbo Diesel, 1.9, 1.9 Diesel, 1.9 Injection 01/87 - 12/92 47 -93 kW	871 046 00		with standard chassis
PEUGEOT 405 II (4B)			
1.4, 1.6, 1.8, 1.9 D, 1.9 TD, 2.0, 2.0 16V 08/92 - 10/95 47 -110 kW	871 046 00		with standard chassis
PEUGEOT 406 (8B)			
1.6, 1.8, 1.8 16V, 1.9 D, 2.0 16V, 2.0 16V HPi, 2.0 HDi 110, 3.0 24V 11/95 - 05/04 55 -140 kW		871 016 00	with standard chassis

			
PEUGEOT			
PEUGEOT 406 (8B)			
1.6, 1.8, 1.8 16V, 1.9 D, 1.9 TD, 2.0 16V, 2.0 16V HPi, 2.0 HDi 110, 2.0 Turbo, 2.1 TD 12V, 2.2, 2.2 HDi, 3.0 24V, 3.0 V6 11/95 - 05/04 55 -152 kW		871 054 00	with standard chassis; Heavy Duty Version .
1.8 16V 10/00 - 05/04 85 kW	871 067 00		with standard chassis; Fuel Type: Liquefied Petroleum Gas (LPG)
1.8 05/97 - 11/97 66 kW	871 067 00		with standard chassis; with AC
1.8 16V 11/97 - 12/99 81 kW	871 081 00		with standard chassis; mark: SV/GLX/GTX; with AC
2.0 Turbo 11/97 - 12/99 108 kW	871 081 00		with standard chassis; mark: SRI
2.0 Turbo 04/96 - 05/04 108 kW		871 053 00	with standard chassis
2.2 07/00 - 05/04 116 kW	871 069 00	871 053 00	with standard chassis
3.0 V6 03/00 - 05/04 152 kW	871 083 00	871 053 00	with standard chassis; manual transmission
3.0 V6 03/00 - 05/04 152 kW	871 082 00	871 053 00	with standard chassis; automatic transmission
1.9 TD 01/96 - 11/97 66 -68 kW	871 081 00	871 016 00	with standard chassis; mark: SV/GLX; without AC
1.9 TD 01/96 - 12/99 66 -68 kW	871 080 00	871 016 00	with standard chassis; with AC
2.0 HDi 110 06/98 - 05/04 79 -80 kW	871 081 00	871 016 00	with standard chassis; without AC
2.0 HDi 110 06/98 - 05/04 79 -80 kW	871 080 00	871 054 00	with standard chassis; with AC
2.1 TD 12V 01/96 - 11/97 80 kW	871 083 00	871 053 00	with standard chassis; without AC
2.1 TD 12V 01/96 - 11/97 80 kW	871 082 00	871 053 00	with standard chassis; with AC
2.1 TD 12V 12/97 - 12/99 80 kW	871 082 00	871 053 00	with standard chassis; mark: GTX/GLX/SVE
2.1 TD 12V 12/97 - 12/99 80 kW	871 081 00	871 053 00	with standard chassis; mark: SR/ST/LX; without AC
2.1 TD 12V 12/97 - 12/99 80 kW	871 080 00	871 053 00	with standard chassis; mark: SR/ST/LX; with AC
2.2 HDi 03/00 - 05/04 98 kW	871 080 00	871 016 00	with standard chassis
PEUGEOT 406 Break (8E/F)			
1.8 16V 10/00 - 10/04 85 kW	871 067 00		with standard chassis; Fuel Type: Liquefied Petroleum Gas (LPG)
1.8 05/97 - 11/97 66 kW	871 067 00		with standard chassis; with AC
1.8, 1.8 16V, 1.9 D, 1.9 TD, 2.0 16V, 2.0 16V HPi, 2.0 HDi 110, 2.0 HDi 90, 2.2 HDi 10/96 - 10/04 55 -103 kW		871 054 00	with standard chassis; Heavy Duty Version .
1.9 TD 10/96 - 11/97 66 kW	871 081 00		with standard chassis; mark: SV/GLX; without AC

				
PEUGEOT				
PEUGEOT 406 Break (8E/F)				
1.9 TD 10/96 - 12/99	66 kW	871 080 00		with standard chassis; with AC
2.2 HDI 03/00 - 10/04	98 kW	871 080 00	871 052 00	with standard chassis
PEUGEOT 407 (6D_)				
1.8, 1.8 16V 05/04 -	85 -92 kW	871 086 00	871 056 00	with standard chassis
2.0, 2.0 16V 05/04 -	100 -103 kW	871 087 00	871 056 00	with standard chassis; manual transmission
2.0, 2.0 16V 05/04 -	100 -103 kW	871 087 00	871 055 00	with standard chassis; without sun roof; automatic transmission
2.2, 2.2 16V 05/04 -	116 -120 kW		871 056 00	with standard chassis
1.6 HDi 110 05/04 -	80 kW	871 086 00	871 056 00	with standard chassis; without sun roof
2.0 HDi 135 05/04 -	100 kW		871 055 00	with standard chassis
PEUGEOT 407 SW (6E_)				
1.8, 1.8 16V 05/04 -	85 -92 kW	871 087 00	871 058 00	with standard chassis
2.0, 2.0 16V 05/04 -	100 -103 kW	871 087 00	871 058 00	with standard chassis; manual transmission
2.0, 2.0 16V 05/04 -	100 -103 kW	871 086 00	871 057 00	with standard chassis; automatic transmission
1.6 HDi 110, 2.0 HDi 135, 2.2, 2.2 16V 05/04 -	80 -120 kW		871 057 00	with standard chassis
PEUGEOT 504 (A_, M_)				
1.8, 1.8 Injection, 2.0, 2.0 TI 01/71 - 06/83	55 -78 kW		871 034 00	with standard chassis
1.9 D, 2.1 D, D 02/71 - 07/86	40 -51 kW		871 034 00	with standard chassis
PEUGEOT 504 Break (D_, F_)				
1.8, 2.0, 2.1 D, 2.3 D 04/71 - 07/86	48 -68 kW		871 035 00	with standard chassis
PEUGEOT 504 Coupe				
2.0, 2.7 10/74 - 08/84	75 -106 kW		871 034 00	with standard chassis
PEUGEOT 505 (551A)				
1.8, 2.0, 2.0 TI,STI, 2.2, 2.8 05/81 - 08/90	55 -124 kW		871 036 00	with standard chassis
2.3 Turbo Diesel, 2.5 Diesel, 2.5 Turbo Diesel 09/80 - 12/93	51 -77 kW	871 043 00	871 036 00	with standard chassis
PEUGEOT 505 Break (551D)				
2.3 Diesel, 2.5 Diesel, 2.5 Turbo Diesel 04/82 - 12/93	51 -77 kW	871 043 00		with standard chassis

			
PEUGEOT			
PEUGEOT 604 (561A_)			
2.7 SL, 2.7 TI,STI, 2.8 GTI 08/77 - 07/87	100 -110 kW	871 044 00	871 037 00 with standard chassis
2.3 TD, 2.5 TD 09/79 - 12/86	59 -66 kW	871 043 00	871 037 00 with standard chassis




PEUGEOT 807 (E)			
2.0, 2.2 06/02 -	100 -116 kW	871 144 00	871 059 00 with standard chassis; From Contr.No. 09533
2.0 16V, 3.0 V6 06/02 -	103 -150 kW		871 059 00 with standard chassis
2.0 HDi 06/02 -	79 kW	871 145 00	871 059 00 with standard chassis

PEUGEOT 1007 (KM_)			
1.4, 1.4 16V 04/05 -	54 -65 kW		871 015 00 with standard chassis
1.6 16V 04/05 -	80 kW	871 061 00	871 015 00 with standard chassis

PEUGEOT PARTNER Combispace (5F)			
2.0 HDI 02/00 - 12/02	66 kW	871 464 00	with standard chassis; without AC
2.0 HDI 02/00 - 12/02	66 kW	871 365 00	with standard chassis; with AC
2.0 HDI 02/00 - 12/02	66 kW	871 383 00	with standard chassis; without AC; Only in connection with sun roof
2.0 HDI 02/00 - 12/02	66 kW	871 185 00	with standard chassis; with AC; Only in connection with sun roof
2.0 HDI 01/03 -	66 kW	871 388 00	with standard chassis; without AC
2.0 HDI 01/03 -	66 kW	871 404 00	with standard chassis; Heavy Duty Version .; without AC
2.0 HDI 01/03 -	66 kW	871 400 00	with standard chassis; with AC

PORSCHE			
PORSCHE CAYENNE (955)			
3.2, 3.2 S4 08/03 -	177 -184 kW	950 324 00	950 330 00 with standard chassis
3.0 TDI, 3.6 02/07 -	176 -213 kW	950 325 00	950 330 00 with standard chassis
3.0 TDI, 3.2, 3.2 S4, 3.6 02/07 -	176 -213 kW		950 331 00 with standard chassis; Heavy Duty Version .

PROTON			
PROTON PERSONA 300 (C9_M)			
315 GLi/GLSi, 315 GLSi 03/96 -	64 -66 kW	872 479 00	872 450 00 with standard chassis

			
PROTON			
PROTON PERSONA 400 (C9_S)			
413, 415 GLi/GLSi 01/94 -	55 -66 kW	872 479 00	with standard chassis

RENAULT			
RENAULT CLIO I (B/C57_, 5/357_)			
1.1, 1.2 05/90 - 09/98	34 -43 kW	871 227 00	with standard chassis
1.4, 1.7, 1.8 08/90 - 09/98	55 -70 kW	871 228 00	with standard chassis
1.4, 1.7, 1.8 08/90 - 09/98	55 -70 kW	871 229 00	with standard chassis; Heavy Duty Version .
1.9 D, 1.9 D 01/91 - 09/98	40 -48 kW	871 229 00	with standard chassis




RENAULT CLIO I Box (S57_)			
1.1, 1.2 01/91 - 09/98	34 -44 kW	871 227 00	with standard chassis
1.9 D, 1.9 RND 01/91 - 09/98	40 -48 kW	871 229 00	with standard chassis




RENAULT CLIO II (BB0/1/2_, CB0/1/2_)			
1.0, 1.2, 1.2 16V 03/99 -	40 -55 kW	871 244 00	871 230 00 with standard chassis
1.4, 1.4 16V, 1.5 D, 1.5 dCi, 1.6, 1.6 16V, 1.6 Hi-Flex, 1.9 D, 1.9 dTi 09/98 - 02/10	47 -86 kW	871 245 00	871 230 00 with standard chassis




RENAULT CLIO II Box (SB0/1/2_)			
1.1, 1.2 09/98 -	43 -44 kW	871 244 00	871 230 00 with standard chassis
1.5 dCi, 1.6 X, 1.9 D, 1.9 DTi 02/00 -	47 -79 kW	871 245 00	871 230 00 with standard chassis




RENAULT CLIO III (BR0/1, CR0/1)			
1.2 16V, 1.2 SL, 1.4 16V, 1.6 16V, 1.6 Hi-Flex 05/05 - 03/09	48 -86 kW	871 260 00	871 218 00 with standard chassis
1.2 16V, 1.2 SL, 1.4 16V, 1.6 16V, 1.6 Hi-Flex 05/05 - 03/09	48 -86 kW	871 261 00	with standard chassis; Heavy Duty Version .
2.0 16V 09/06 -	102 kW	871 261 00	871 218 00 with standard chassis
1.5 D, 1.5 dCi 06/05 - 03/09	47 -78 kW	871 261 00	871 218 00 with standard chassis
1.5 D, 1.5 dCi 06/05 - 03/09	47 -78 kW	871 260 00	871 218 00 with standard chassis; mark: Campus
1.5 D, 1.5 dCi 06/05 - 03/09	47 -78 kW	871 261 00	with standard chassis; Heavy Duty Version .; mark: Campus

RENAULT ESPACE III (JE0_)			
2.0, 2.0 16V 11/96 - 10/02	84 -103 kW	871 306 00	871 073 00 with standard chassis




			
RENAULT			
RENAULT ESPACE III (JE0_)			
1.9 dTi 02/99 - 10/02 72 kW	871 306 00	871 073 00	with standard chassis
2.2 12V TD, 2.2 dCi, 3.0 11/96 - 10/02 83 -123 kW	871 305 00	871 073 00	with standard chassis
RENAULT ESPACE IV (JK0/1_)			
2.0 Turbo 11/02 - 120 kW	871 323 00	871 074 00	with standard chassis
1.9 dCi, 1.9 DCi Expression, 2.0 11/02 - 85 -125 kW	871 322 00	871 074 00	with standard chassis
2.2 dCi 11/02 - 102 -110 kW	871 320 00	871 074 00	with standard chassis; manual transmission
2.2 dCi 11/02 - 102 -110 kW	871 309 00	871 074 00	with standard chassis; automatic transmission
3.0 dCi 11/02 - 130 -133 kW	871 309 00	871 074 00	with standard chassis
RENAULT FUEGO (136_)			
1.4 TL/GTL, 1.6 TS/GTS, 1.6 Turbo, 2.0 TX/GTX, 2.1 TD 02/80 - 10/85 47 -97 kW	871 206 00	871 211 00	with standard chassis
RENAULT KANGOO (KC0/1_)			
1.2 08/97 - 43 kW	871 286 00		with standard chassis
1.2 08/97 - 43 kW	872 237 00		with standard chassis; Heavy Duty Version .
1.2 16V 06/01 - 55 kW	872 237 00		with standard chassis
1.4 08/97 - 55 kW	871 288 00		with standard chassis
1.4 08/97 - 55 kW	871 289 00		with standard chassis; Heavy Duty Version .
1.6 16V, 1.6 16V bivalent, 1.9 dTi, D 55 1.9, D 65 1.9 08/97 - 40 -70 kW	871 303 00		with standard chassis
1.6 16V, 1.6 16V bivalent, 1.9 dTi, D 55 1.9, D 65 1.9 08/97 - 40 -70 kW	871 304 00		with standard chassis; Heavy Duty Version .
1.6 16V 4x4, 1.9 dCi 4x4 10/01 - 59 -70 kW		871 072 00	with standard chassis
1.5 dCi 07/02 - 42 -62 kW	871 289 00		with standard chassis
1.5 dCi 07/02 - 42 -62 kW	871 303 00		with standard chassis; Heavy Duty Version .
RENAULT LAGUNA (B56_, 556_)			
1.6 16V, 1.8 16V, 2.0, 3.0, 1.6 16V, 1.8, 1.8 16V, 1.9 dCi, 1.9 dTi, 2.0, 2.0 16V 09/95 - 03/01 66 -123 kW	871 248 00		with standard chassis
1.8 11/93 - 03/01 66 -69 kW	871 247 00		with standard chassis
1.8 11/93 - 03/01 66 -69 kW	871 248 00		with standard chassis; Heavy Duty Version .

			
RENAULT			
RENAULT LAGUNA (B56_, 556_)			
1.9 dCi, 1.9 dTi, 2.0 16V 06/95 - 03/01 72 -103 kW	871 248 00		with standard chassis
1.9 dCi, 1.9 dTi, 2.0 16V 06/95 - 03/01 72 -103 kW	871 249 00		with standard chassis; Heavy Duty Version .
2.2 D, 2.2 dT, 3.0 24V 11/93 - 03/01 61 -140 kW	871 249 00		with standard chassis
RENAULT LAGUNA Grandtour (K56_)			
1.9 dCi, 1.9 dTi, 2.0, 2.0 16V 09/95 - 03/01 72 -103 kW	871 249 00		with standard chassis; Heavy Duty Version .
2.2 D, 2.2 dT, 3.0, 3.0 24V 09/95 - 03/01 61 -140 kW	871 249 00		with standard chassis
RENAULT LAGUNA II (BG0/1_)			
1.6 16V 03/01 - 79 -82 kW	871 076 00	871 078 00	with standard chassis
1.8 16V, 1.9 dCi, 2.0 16V, 2.0 16V IDE, 2.0 16V Turbo, 2.0 dCi 03/01 - 68 -150 kW		871 078 00	with standard chassis
2.2 dCi, 2.2 DCi Authentique, 3.0 V6 24V 03/01 - 85 -152 kW	871 342 00	871 078 00	with standard chassis
RENAULT LAGUNA II Grandtour (KG0/1_)			
1.6 16V 03/01 - 79 -82 kW	871 076 00	871 077 00	with standard chassis
1.6 16V, 1.8 16V, 1.9 dCi, 2.0, 2.0 16V, 2.0 16V IDE, 2.0 16V Turbo, 2.0 dCi, 2.2 dCi, 2.2 DCi Authentique, 3.0 V6 24V 03/01 - 68 -152 kW		871 075 00	with standard chassis; Heavy Duty Version .
1.8 16V, 1.9 dCi, 2.0, 2.0 16V, 2.0 16V IDE, 2.0 16V Turbo, 2.0 dCi 03/01 - 68 -150 kW		871 077 00	with standard chassis
2.2 dCi, 3.0 V6 24V 03/01 - 102 -152 kW	871 342 00	871 077 00	with standard chassis
RENAULT LOGAN (LS_)			
1.4, 1.5 DCi, 1.6 09/04 - 50 -77 kW	871 220 00	871 231 00	with standard chassis
RENAULT LOGAN Estate (KS_)			
1.4, 1.5 DCi, 1.6 04/07 - 50 -77 kW	871 262 00	871 232 00	with standard chassis
RENAULT MEGANE I (BA0/1_)			
1.4 16V, 1.4 e, 1.4 Eco, 1.6 16V, 1.6 e, 1.6 i 01/96 - 52 -79 kW	871 241 00		with standard chassis
1.9 D Eco, 1.9 dCi, 1.9 dT, 1.9 dTi, 1.9 TDI, 2.0 16V, 2.0 i 01/96 - 47 -108 kW	871 243 00		with standard chassis
RENAULT MEGANE I Classic (LA0/1_)			
1.4, 1.4 16V, 1.6 e, 1.6 i 09/96 - 55 -70 kW	871 241 00		with standard chassis
1.9 D, 1.9 dTi, 2.0 i 09/96 - 47 -84 kW	871 243 00		with standard chassis

			
RENAULT			
RENAULT MEGANE I Classic (LA0/1_)			
RENAULT MEGANE I Grandtour (KA0/1_)			
1.4 16V, 1.4 e, 1.6 16V, 1.6 e 03/99 - 55 -79 kW	871 241 00		with standard chassis
1.9 D, 1.9 dCi, 1.9 dTi 03/99 - 47 -75 kW	871 243 00		with standard chassis
RENAULT MEGANE I Coach (DA0/1_)			
1.6 16V, 1.6 e, 2.0 i 03/96 - 08/03 66 -84 kW	871 241 00		with standard chassis
2.0 16V, 2.0 16V IDE 11/99 - 08/03 102 -108 kW	871 243 00		with standard chassis
RENAULT MEGANE I Cabriolet (EA0/1_)			
1.6 e 10/96 - 03/99 66 kW	871 241 00		with standard chassis
2.0 16V, 2.0 16V IDE 11/99 - 102 -108 kW	871 243 00		with standard chassis
RENAULT MEGANE Scenic (JA0/1_)			
1.4 i, 1.6 e, 1.6 i, 1.9 D, 1.9 dT, 1.9 dTi, 2.0 i 01/97 - 09/99 47 -84 kW	871 242 00		with standard chassis
RENAULT MEGANE II (BM0/1_, CM0/1_)			
1.4 16V, 1.5 dCi, 1.6 16V, 1.6 Flex-Fuel, 1.6 GL 11/02 - 60 -83 kW	871 347 00	871 094 00	with standard chassis; Heavy Duty Version .
2.0 16V 11/02 - 99 kW		871 094 00	with standard chassis
1.9 dCi 11/02 - 66 -96 kW	871 348 00	871 150 00	with standard chassis
1.9 dCi 11/02 - 66 -96 kW	871 346 00		with standard chassis; Heavy Duty Version .
2.0 dCi 09/05 - 110 -127 kW	871 346 00	871 094 00	with standard chassis
RENAULT MEGANE II Saloon (LM0/1_)			
1.4, 1.5 dCi, 1.6, 1.6 16V, 1.6 Hi-Flex 09/03 - 60 -85 kW	871 347 00	871 092 00	with standard chassis; Heavy Duty Version .
1.9 dCi 09/03 - 66 -96 kW	871 348 00	871 092 00	with standard chassis
1.9 dCi 09/03 - 66 -96 kW	871 346 00		with standard chassis; Heavy Duty Version .
2.0 DCi Dynamic 09/05 - 110 kW	871 346 00	871 092 00	with standard chassis
RENAULT MEGANE II Estate (KM0/1_)			
1.4, 1.5 dCi, 1.6, 1.6 16V, 1.6 Flex-Fuel 08/03 - 60 -83 kW	871 347 00	871 093 00	with standard chassis; Heavy Duty Version .
1.9 dCi 08/03 - 66 -96 kW	871 348 00	871 093 00	with standard chassis
1.9 dCi 08/03 - 66 -96 kW	871 346 00		with standard chassis; Heavy Duty Version .

				
RENAULT				
RENAULT MEGANE II Estate (KM0/1_)				
2.0 dCi 09/05 -	110 kW	871 346 00	871 093 00	with standard chassis
RENAULT MEGANE II Coupé-Cabriolet (EM0/1_)				
1.5 dCi, 1.6, 1.6 16V, 1.6 Turbo Sport 09/03 -	63 -83 kW	871 347 00	871 150 00	with standard chassis
1.9 dCi, 2.0 dCi 09/03 -	81 -110 kW	871 488 00	871 150 00	with standard chassis
RENAULT MODUS (F/JP0_)				
1.2, 1.2 16V, 1.2 16V Hi-Flex 12/04 -	48 -74 kW	871 201 00	871 218 00	with standard chassis
1.2, 1.2 16V, 1.2 16V Hi-Flex 12/04 -	48 -74 kW	871 260 00		with standard chassis; Heavy Duty Version .
1.5 dCi, 1.6 12/04 -	48 -82 kW	871 260 00	871 218 00	with standard chassis
RENAULT RAPID Box (F40_, G40_)				
1.6 D 09/91 - 08/98	40 kW	871 327 00		with standard chassis
1.6 D 03/86 - 08/91	40 kW	871 324 00		with standard chassis
RENAULT SCÉNIC I (JA0/1_)				
1.4 16V, 1.6, 1.6 16V, 1.8 16V, 1.9 dCi, 1.9 dTi, 2.0 16V, 2.0 16V IDE 09/99 - 08/03	59 -103 kW	871 242 00		with standard chassis
RENAULT SCÉNIC II (JM0/1_)				
1.4, 1.5 dCi, 1.6, 1.6 16V, 1.9 dCi, 2.0, 2.0 16V Turbo, 2.0 dCi 06/03 -	60 -120 kW		871 091 00	with standard chassis
1.6, 1.6 16V 06/03 -	82 -83 kW	871 344 00	871 091 00	with standard chassis; with AC
1.5 dCi 06/03 -	60 -78 kW	871 345 00	871 091 00	with standard chassis; with AC
1.9 dCi 06/03 -	81 -96 kW	871 343 00	871 091 00	with standard chassis; with AC
RENAULT GRAND SCÉNIC II (JM0/1_)				
1.6 04/04 -	83 kW	871 344 00	871 079 00	with standard chassis; with AC
2.0 04/04 -	99 -120 kW	871 345 00	871 079 00	with standard chassis; with AC
1.5 dCi, 1.6, 1.9 dCi, 2.0, 2.0 dCi 04/04 -	74 -120 kW		871 079 00	with standard chassis
1.9 dCi 04/04 -	81 -96 kW	871 343 00	871 079 00	with standard chassis; with AC
RENAULT TWINGO (C06_)				
1.2, 1.2 16V 03/93 -	40 -55 kW	871 226 00	871 219 00	with standard chassis

				
RENAULT				
RENAULT SUPER 5 (B/C40_)				
1.0, 1.1, 1.2, 1.4, 1.4 CAT 10/84 - 12/96	30 -52 kW	871 200 00		with standard chassis
RENAULT SUPER 5 Box (S40_)				
1.1 10/84 - 12/96	34 kW	871 200 00		with standard chassis
RENAULT 9 (L42_)				
1.1, 1.2, 1.4, 1.4 Automatik, 1.4 Turbo, 1.6 D, 1.7 09/81 - 12/88	35 -85 kW	871 202 00		with standard chassis
RENAULT 11 (B/C37_)				
1.1, 1.2, 1.4, 1.4 Turbo, 1.6 D, 1.7 03/83 - 12/88	35 -85 kW	871 202 00		with standard chassis
RENAULT 18 (134_)				
1.4, 1.6, 1.6 TS, 1.6 Turbo, 1.6 Turbo Inj., 2.0, 2.1 Diesel, 2.1 TD 04/78 - 03/84	47 -92 kW	871 204 00	871 210 00	with standard chassis
1.4, 1.6, 1.6 TS, 2.0, 2.1 Diesel, 2.1 TD, 2.2 i 04/84 - 11/93	47 -77 kW	871 206 00	871 211 00	with standard chassis
1.6 Turbo, 1.6 Turbo Inj. 04/84 - 07/86	82 -92 kW	871 206 00	871 211 00	with standard chassis
RENAULT 18 Variable (135_)				
1.4, 1.6, 1.6 TS, 2.0, 2.1 Diesel 04/84 - 07/86	47 -77 kW	871 206 00		with standard chassis
RENAULT 19 I (B/C53_)				
1.2, 1.4, 1.4 CAT, 1.7, 1.9 D 01/88 - 12/92	40 -66 kW	871 139 00		with standard chassis
RENAULT 19 I Chamade (L53_)				
1.1 TR, 1.2, 1.4, 1.7, 1.9 D, 1.9 DT, 1.9 TD 01/88 - 12/92	35 -79 kW	871 139 00		with standard chassis
RENAULT 19 I Cabriolet (D53_)				
1.7 07/91 - 04/92	55 -70 kW	871 139 00		with standard chassis
RENAULT 19 II (B/C53_)				
1.2, 1.4, 1.7, 1.8, 1.9 D, 1.9 dT 04/92 - 12/95	40 -81 kW	871 139 00		with standard chassis
RENAULT 19 II Chamade (L53_)				
1.2, 1.4, 1.7, 1.8, 1.9 D, 1.9 dT 04/92 - 12/95	44 -81 kW	871 139 00		with standard chassis
RENAULT 19 II Cabriolet (D53_, 853_)				
1.7, 1.8 04/92 - 06/96	65 -79 kW	871 139 00		with standard chassis

			
RENAULT			
RENAULT 21 (B48_)			
1.4, 1.7, 1.9 D, 2.0, 2.1 D, 2.1 Turbo-D, 2.2 07/89 - 06/94 47 -99 kW	871 207 00		with standard chassis
RENAULT 21 Saloon (L48_)			
1.4, 1.7, 1.9 D, 2.0, 2.1 D, 2.1 TD, 2.1 Turbo-D, 2.2 04/86 - 02/94 47 -99 kW	871 207 00		with standard chassis
2.0 Turbo 04/87 - 10/92 119 -129 kW	871 208 00		with standard chassis
RENAULT 25 (B29_)			
2.0, 2.0 12V, 2.1 Diesel, 2.1 Turbo-D, 2.2, 2.7 V6 Injection, 2.8 V6, 2.8 V6 Injection 04/84 - 12/93 46 -115 kW	871 209 00	871 213 00	with standard chassis
2.4 V6 Turbo, 2.5 V6 Turbo 10/84 - 12/92 133 -151 kW		871 213 00	with standard chassis
RENAULT TRAFIC II Bus (JL)			
1.9 DCi, 2.0, 2.0 16V, 2.0 dCi 115, 2.0 dCi 90, 2.5 dCi 115, 2.5 dCi 135, 2.5 dCi 145, 2.5 DTi, dCi 100, dCi 80 03/01 - 59 -107 kW	872 382 00	871 536 00	with standard chassis
RENAULT TRAFIC II Box (FL)			
1.9 DCi, 1.9 dCi 100, 1.9 dCi 80, 2.0, 2.0 16V, 2.0 dCi 115, 2.0 dCi 90, 2.5 dCi 135, 2.5 dCi 145, 2.5 DTi 03/01 - 59 -107 kW	872 382 00	871 536 00	with standard chassis
RENAULT TRAFIC II Flatbed / Chassis (EL)			
1.9 DCi, 1.9 dCi 100, 1.9 dCi 80, 2.0, 2.0 dCi 115, 2.0 dCi 90, 2.5 Dci, 2.5 dCi 135, 2.5 dCi 145 03/01 - 59 -107 kW	872 382 00	871 536 00	with standard chassis
ROVER			
ROVER 200 (RF)			
214 i, 214 Si 11/95 - 03/00 55 -76 kW	874 001 00	874 010 00	with standard chassis
216 Si, 220 D/SD 11/95 - 03/00 63 -82 kW	874 002 00	874 010 00	with standard chassis
ROVER 400 Hatchback (RT)			
414 Si, 416 Si 05/95 - 03/00 76 -83 kW	874 003 00	874 011 00	with standard chassis
420 D, 420 Di, 420 Si Lux 05/95 - 03/00 63 -100 kW	874 004 00	874 011 00	with standard chassis
ROVER 400 (RT)			
414 Si, 416 Si 05/95 - 03/00 76 -83 kW	874 003 00	874 011 00	with standard chassis
420 D, 420 Di, 420 Si Lux 05/95 - 03/00 63 -100 kW	874 004 00	874 011 00	with standard chassis



ROVER

SAAB

SAAB 90

2.0 08/84 - 08/87	74 kW		871 710 00	with standard chassis
-----------------------------	-------	--	-------------------	-----------------------

SAAB 99 Combi Coupe

1.7, 1.85, 1.85 i, 2.0, 2.0 i 08/68 - 12/84	59 -87 kW		871 710 00	with standard chassis
2.0 i, 2.0 Turbo 12/78 - 12/84	87 -107 kW		871 713 00	with standard chassis; Heavy Duty Version .
2.0 Turbo 12/78 - 06/80	107 kW	871 703 00	871 710 00	with standard chassis

SAAB 99

2.0, 2.0 EMS, 2.0 GL 04/72 - 12/84	70 -87 kW		871 710 00	with standard chassis
2.0 GL 12/78 - 12/84	74 kW		871 713 00	with standard chassis; Heavy Duty Version .

SAAB 900 I Combi Coupe




2.0 c, 2.0 EMS, 2.0 Turbo 09/78 - 12/80	74 -107 kW		871 713 00	with standard chassis
2.0 -16, 2.0 c, 2.0 i, 2.1 -16, 2.1 16 S 01/81 - 07/92	74 -107 kW		871 710 00	with standard chassis
2.0 -16, 2.0 c, 2.0 i, 2.0 S Turbo-16, 2.0 Turbo, 2.0 Turbo-16, 2.0 Turbo-16 S, 2.0 Turbo-16 S CAT, 2.1 -16, 2.1 16 S 01/81 - 07/92	74 -132 kW		871 710 00	with standard chassis; Heavy Duty Version .
2.0 S Turbo-16, 2.0 Turbo, 2.0 Turbo-16, 2.0 Turbo-16 S, 2.0 Turbo-16 S CAT 01/81 - 12/93	103 -132 kW	871 703 00	871 710 00	with standard chassis




SAAB 900 I (AC4, AM4)

2.0, 2.0 -16, 2.0 c, 2.0 i, 2.1 -16, 2.1 16 S 12/80 - 07/92	73 -107 kW		871 710 00	with standard chassis
2.0, 2.0 -16, 2.0 c, 2.0 i, 2.0 S Turbo-16, 2.0 Turbo, 2.0 Turbo-16, 2.0 Turbo-16 S, 2.0 Turbo-16 S CAT, 2.1 -16, 2.1 16 S 12/80 - 07/92	73 -129 kW		871 710 00	with standard chassis; Heavy Duty Version .
2.0 EMS 01/79 - 12/80	87 kW		871 713 00	with standard chassis
2.0 S Turbo-16, 2.0 Turbo, 2.0 Turbo-16, 2.0 Turbo-16 S, 2.0 Turbo-16 S CAT 12/80 - 12/93	103 -129 kW	871 703 00	871 710 00	with standard chassis

SAAB 900 I Convertible

2.0 -16, 2.0 S Turbo-16, 2.0 Turbo-16, 2.0 Turbo-16 S, 2.1 -16 11/86 - 06/94	93 -129 kW	871 703 00	871 710 00	with standard chassis
2.0 Turbo-16, 2.0 Turbo-16 S 11/86 - 06/94	118 -129 kW		871 713 00	with standard chassis; Heavy Duty Version .

			
SEAT			
SEAT ALHAMBRA (7V8, 7V9)			
1.8 T 20V, 1.9 TDI, 2.0 i 04/96 - 03/10 66 -110 kW	950 684 00	950 674 00	with standard chassis
1.8 T 20V, 1.9 TDI, 2.0 i 04/96 - 03/10 66 -110 kW	950 685 00	950 675 00	with standard chassis; Heavy Duty Version .
1.9 TDI 4motion, 1.9 Tdi 4x4, 2.8 V6 4motion 06/00 - 03/10 85 -150 kW	950 686 00	950 676 00	with standard chassis
2.0 TDI, 2.8 V6 06/00 - 03/10 103 -150 kW	950 685 00	950 675 00	with standard chassis
2.0 TDI, 2.8 V6 06/00 - 03/10 103 -150 kW	950 686 00	950 676 00	with standard chassis; Heavy Duty Version .
SEAT ALTEA (5P1)			
1.6, 1.6 LPG 03/04 - 75 kW	950 186 00	950 134 00	with standard chassis
1.6 TDI, 1.8 TFSI, 1.9 TDI, 2.0 FSI 05/04 - 66 -118 kW	950 127 00	950 134 00	with standard chassis
2.0 TDI, 2.0 TDI 16V 03/04 - 100 -125 kW	950 187 00	950 134 00	with standard chassis
SEAT ALTEA XL (5P5, 5P8)			
1.6, 1.6 LPG, 1.6 Multifuel 10/06 - 75 kW	950 186 00		with standard chassis
1.6 TDI, 1.8 TFSI, 1.9 TDI, 2.0 FSI 10/06 - 66 -118 kW	950 127 00		with standard chassis
2.0 TDI, 2.0 TDI 16V 10/06 - 100 -125 kW	950 187 00		with standard chassis
SEAT AROSA (6H)			
1.0, 1.4 05/97 - 10/98 37 -44 kW	950 740 00	<i>950 690 00</i>	with standard chassis
1.0, 1.4 11/98 - 06/04 37 -44 kW	950 323 00	<i>950 690 00</i>	with standard chassis; with AC; manual transmission
1.4 11/98 - 06/04 44 kW	950 301 00	<i>950 690 00</i>	with standard chassis; automatic transmission
1.4 TDI 01/00 - 06/04 55 kW	950 726 00	<i>950 690 00</i>	with standard chassis
1.7 SDI 08/97 - 10/98 44 kW	950 726 00	<i>950 690 00</i>	with standard chassis; with AC
1.7 SDI 08/97 - 10/98 44 kW	950 301 00	<i>950 690 00</i>	with standard chassis; without AC
SEAT CORDOBA (6K2/C2)			
1.4 i, 1.4 i 16V 06/94 - 06/99 44 -74 kW	950 647 00	950 110 00	with standard chassis
1.6 i, 1.7 SDI, 1.9 D, 1.9 SDI, 1.9 TDI 02/93 - 10/99 44 -81 kW	950 283 00	950 110 00	with standard chassis
1.8 i, 1.8 i 16V, 2.0 i, 2.0 i 16V 02/93 - 06/99 66 -110 kW	950 284 00	950 110 00	with standard chassis
SEAT CORDOBA Hatchback			
1.6 SXE 07/96 - 04/99 55 kW	950 283 00	950 110 00	with standard chassis

			
SEAT			
SEAT CORDOBA Hatchback			
2.0 07/96 - 04/99 110 kW	950 284 00	950 110 00	with standard chassis
1.9 D 07/96 - 04/99 66 kW	950 283 00	950 110 00	with standard chassis

SEAT CORDOBA Vario (6K5)			
1.4, 1.4 i 09/96 - 06/99 40 -44 kW	950 647 00	950 111 00	with standard chassis
1.6 i, 1.7 SDI, 1.9 SDI, 1.9 TDI 08/96 - 06/99 44 -81 kW	950 283 00	950 111 00	with standard chassis




SEAT CORDOBA Hatchback (6K2)			
1.0, 1.0 16V 06/99 - 10/02 37 -51 kW	950 747 00	950 110 00	with standard chassis
1.0, 1.0 16V 06/99 - 10/02 37 -51 kW	950 748 00	950 111 00	with standard chassis; Heavy Duty Version .
1.4, 1.4 16V 06/99 - 10/02 44 -74 kW	950 748 00	950 110 00	with standard chassis
1.4, 1.4 16V 06/99 - 10/02 44 -74 kW	950 722 00	950 111 00	with standard chassis; Heavy Duty Version .
1.6, 1.9 SDI 06/99 - 10/02 50 -74 kW	950 722 00	950 110 00	with standard chassis
1.6, 1.9 SDI 06/99 - 10/02 50 -74 kW	950 723 00	950 111 00	with standard chassis; Heavy Duty Version .
1.9 TDI 06/99 - 10/02 66 -81 kW	950 723 00	950 110 00	with standard chassis
1.9 TDI 06/99 - 10/02 66 -81 kW		950 111 00	with standard chassis; Heavy Duty Version .




SEAT CORDOBA Vario (6K5)			
1.4, 1.4 16V 06/99 - 12/02 44 -74 kW	950 748 00	950 730 00	with standard chassis
1.4, 1.4 16V 06/99 - 12/02 44 -74 kW	950 722 00		with standard chassis; Heavy Duty Version .
1.6, 1.9 SDI 06/99 - 12/02 50 -74 kW	950 722 00	950 730 00	with standard chassis
1.6, 1.9 SDI 06/99 - 12/02 50 -74 kW	950 723 00		with standard chassis; Heavy Duty Version .
1.9 TDI 06/99 - 12/02 66 -81 kW	950 723 00	950 730 00	with standard chassis

SEAT CORDOBA (6L2)			
1.2, 1.2 12V, 1.4 16V, 1.6, 1.6 16V 09/02 - 11/09 47 -77 kW	950 147 00	950 137 00	with standard chassis
1.4 TDI, 1.9 SDI, 1.9 TDI, 2.0 09/02 - 11/09 47 -96 kW	660 008 00	950 137 00	with standard chassis

SEAT FURA (025A)			
0.9 01/82 - 12/86 29 -33 kW	871 106 00		with standard chassis

SEAT IBIZA II (6K1)			
1.0 i, 1.4 i 16V, 1.6 i 04/96 - 08/99 37 -74 kW	950 647 00	950 293 00	with standard chassis

			
SEAT			
SEAT IBIZA II (6K1)			
2.0 i 16V 08/96 - 08/99 110 kW	950 284 00	950 293 00	with standard chassis
1.9 SDI, 1.9 TDI 08/96 - 08/99 47 -81 kW	950 283 00	950 293 00	with standard chassis
SEAT IBIZA III (6K1)			
1.0, 1.4 08/99 - 02/02 37 -50 kW	950 722 00	950 711 00	with standard chassis
1.0, 1.0 16V, 1.4 08/99 - 02/02 37 -51 kW	950 723 00	950 710 00	with standard chassis; Heavy Duty Version .
1.4 16V 08/99 - 02/02 55 -74 kW	950 722 00	950 710 00	with standard chassis
1.4 16V 08/99 - 02/02 55 -74 kW	950 723 00		with standard chassis; Heavy Duty Version .
1.6, 1.9 SDI, 1.9 TDI 08/99 - 02/02 50 -81 kW	950 723 00	950 710 00	with standard chassis
SEAT IBIZA IV (6L1)			
1.2, 1.2 12V, 1.4 16V, 1.6, 1.6 16V 11/06 - 11/09 44 -77 kW	950 147 00	950 137 00	with standard chassis
1.4 TDI, 1.9 SDI, 1.9 TDI, 2.0 04/02 - 11/09 47 -96 kW	660 008 00	950 137 00	with standard chassis
SEAT INCA (6K9)			
1.4 16V, 1.4 i, 1.6 i 06/97 - 06/03 44 -55 kW	871 504 00		with standard chassis
1.7 D, 1.9 D, 1.9 SDI 11/95 - 06/03 42 -47 kW	871 504 00		with standard chassis
SEAT LEON (1M1)			
1.4 16V, 1.6, 1.6 16 V, 1.9 SDI, 1.9 TDI 11/99 - 06/06 50 -110 kW	950 707 00	950 698 00	with standard chassis
1.4 16V, 1.6, 1.6 16 V, 1.8 20V T, 1.8 20V T 4, 1.8 T Cupra R, 1.9 SDI, 1.9 TDI 11/99 - 06/06 50 -165 kW		950 678 00	with standard chassis; Heavy Duty Version .
1.8 20V, 1.8 20V T, 1.8 20V T 4, 1.9 TDI 11/99 - 06/06 66 -132 kW	950 726 00	950 698 00	with standard chassis
SEAT LEON (1P1)			
1.2 TSI, 1.4 16V, 1.4 TSI, 1.6 07/05 - 63 -92 kW	950 125 00	950 194 00	with standard chassis
1.6 TDI, 1.8 TSI, 2.0 FSI 07/05 - 66 -118 kW	950 127 00	950 194 00	with standard chassis
1.9 TDI, 2.0 TDI, 2.0 TDI 16V, 2.0 TFSI 11/06 - 66 -195 kW	950 127 00	950 195 00	with standard chassis
SEAT MARBELLA (28)			
0.8, 0.9, 0.9 CAT 08/86 - 10/98 25 -32 kW	871 100 00		with standard chassis
SEAT MARBELLA Box (028A)			
0.8, 0.9, 0.9 CAT 01/87 - 12/93 25 -29 kW	871 100 00		with standard chassis

			
SEAT			
SEAT PANDA (141A)			
0.9 10/80 - 12/86	31 kW	871 100 00	with standard chassis

SEAT TERRA (24)			
0.9, 0.9 CAT 02/87 - 12/96	29 kW	871 100 00	with standard chassis




SEAT TOLEDO I (1L)			
1.6 i 05/91 - 03/99	52 -74 kW	950 647 00	950 652 00 with standard chassis
2.0 i, 2.0 i 16V 05/91 - 03/99	85 -110 kW	950 284 00	950 652 00 with standard chassis
1.9 TD, 1.9 TDI 05/91 - 03/99	55 -81 kW	950 283 00	950 652 00 with standard chassis




SEAT TOLEDO II (1M2)			
1.4 16V, 1.6, 1.6 16V, 1.9 TDI 04/99 - 05/06	55 -81 kW	950 707 00	950 671 00 with standard chassis
1.4 16V, 1.6, 1.6 16V, 1.8 20V, 1.8 20VT, 1.9 TDI, 2.3 V5, 2.3 V5 20V 04/99 - 05/06	55 -132 kW		950 678 00 with standard chassis; Heavy Duty Version .
1.4 16V, 1.6, 1.6 16V 04/99 - 05/06	55 -77 kW	950 727 00	950 698 00 with sports suspension
1.8 20V, 1.8 20VT, 1.9 TDI, 2.3 V5, 2.3 V5 20V 04/99 - 05/06	92 -132 kW	950 726 00	950 671 00 with standard chassis
1.8 20V, 1.8 20VT, 2.3 V5 04/99 - 05/06	92 -132 kW	950 707 00	950 698 00 with sports suspension
2.3 V5 20V 05/01 - 05/06	125 kW	950 689 00	950 698 00 with sports suspension
1.9 SDI, 1.9 TDi 04/99 - 05/06	50 -110 kW	950 727 00	950 698 00 with sports suspension

SKODA			
SKODA FABIA (6Y2)			
1.4 16V 12/99 - 03/08	55 kW	950 148 00	with standard chassis; with AC; manual transmission
1.4 TDI 04/03 - 03/08	51 -59 kW	950 149 00	with standard chassis; with AC

SKODA FABIA Saloon (6Y3)			
1.4 16V 10/99 - 12/07	55 kW	950 148 00	with standard chassis; with AC; manual transmission
1.4 TDI 04/03 - 12/07	51 -59 kW	950 149 00	with standard chassis; with AC

SKODA FABIA Combi (6Y5)			
1.0, 1.2, 1.4, 1.4 16V 04/00 - 12/07	37 -74 kW	950 147 00	950 139 00 with standard chassis
1.4 TDI, 1.9 SDI, 1.9 TDI, 2.0 04/00 - 12/07	47 -85 kW	950 161 00	950 139 00 with standard chassis

			
SKODA			
SKODA FABIA			
1.2, 1.2 16V 12/06 - 44 -51 kW	950 147 00	950 138 00	with standard chassis
1.2 TSI, 1.4, 1.4 TSI, 1.6 04/07 - 63 -132 kW	950 148 00	950 138 00	with standard chassis
1.2 TDI, 1.4 TDI, 1.6 TDI, 1.9 TDI 04/07 - 51 -77 kW	<i>950 161 00</i>	950 138 00	with standard chassis
SKODA FABIA Combi			
1.2, 1.2 16V 10/07 - 44 -51 kW	950 147 00	950 139 00	with standard chassis
1.2 TSI, 1.4, 1.4 TSI, 1.6 10/07 - 63 -132 kW	950 148 00	950 139 00	with standard chassis
1.2 TDI, 1.4 TDI, 1.6 TDI, 1.9 TDI 10/07 - 51 -77 kW	<i>950 161 00</i>	950 139 00	with standard chassis
SKODA FAVORIT (781)			
1.3, 1.3 135, 1.3 135 X,LX,GLX, 1.3 135L, 1.3 136 10/90 - 09/94 40 -50 kW	950 160 00	950 150 00	with standard chassis
SKODA FAVORIT Forman (785)			
1.3 08/91 - 06/95 40 -50 kW	950 160 00	950 151 00	with standard chassis
SKODA FAVORIT Pickup (787)			
1.3 06/92 - 06/97 40 -50 kW	950 160 00	i.V.	with standard chassis
SKODA FELICIA I (6U1)			
1.3 10/94 - 03/98 40 -50 kW	873 208 00		with off-road suspension
SKODA FELICIA II (6U1)			
1.3, 1.6 01/98 - 06/01 40 -55 kW	950 121 00	950 112 00	with standard chassis
1.3, 1.6 01/98 - 06/01 40 -55 kW	950 120 00		with standard chassis; Heavy Duty Version .
1.9 D 01/98 - 06/01 47 kW	950 120 00	950 112 00	with standard chassis
SKODA FELICIA II Estate (6U5)			
1.3, 1.6 01/98 - 06/01 50 -55 kW	950 121 00	950 113 00	with standard chassis
1.3, 1.6 01/98 - 06/01 50 -55 kW	950 120 00		with standard chassis; Heavy Duty Version .
1.9 D 01/98 - 06/01 47 kW	950 120 00	950 113 00	with standard chassis
SKODA OCTAVIA (1U2)			
1.4, 1.4 16V, 1.6, 1.8, 1.9 SDI 06/97 - 44 -92 kW	950 707 00	950 717 00	with standard chassis
1.4, 1.4 16V, 1.6, 1.8, 1.9 SDI 06/97 - 44 -92 kW		950 631 00	with standard chassis; Heavy Duty Version .
1.8 T, 1.9 TDI 09/96 - 66 -110 kW	<i>950 641 00</i>	950 631 00	with standard chassis




			
SKODA			
SKODA OCTAVIA (1U2)			
1.8 T, 1.9 TDI, 2.0 09/96 - 66 -110 kW	950 726 00	<i>950 718 00</i>	with standard chassis; Heavy Duty Version .
1.8 T 4x4 05/01 - 110 kW	950 726 00	<i>950 718 00</i>	with standard chassis
2.0 04/99 - 85 kW	950 707 00	950 631 00	with standard chassis

SKODA OCTAVIA Combi (1U5)			
1.4 16V, 1.6, 1.8 20V, 1.8 T, 1.9 SDI, 2.0 04/99 - 50 -110 kW	<i>950 729 00</i>	<i>950 718 00</i>	with standard chassis
1.4 16V, 1.6, 1.8 20V, 1.8 T, 1.9 SDI, 1.9 TDI, 2.0 04/99 - 50 -110 kW	950 726 00	<i>950 719 00</i>	with standard chassis; Heavy Duty Version .
1.8 T 4x4, 1.9 TDI 4x4, 2.0, 2.0 4x4 01/00 - 66 -110 kW	950 726 00	<i>950 719 00</i>	with standard chassis
1.9 TDI 07/98 - 66 -96 kW	<i>950 641 00</i>	<i>950 718 00</i>	with standard chassis

SKODA OCTAVIA (1Z3)			
1.2 TSI 02/10 - 77 kW	950 143 00	950 134 00	with standard chassis
1.4, 1.4 TSI, 1.6, 1.6 FSI, 1.6 GreenLine, 1.6 LPG 02/04 - 55 -90 kW	950 162 00	950 134 00	with standard chassis
2.0 RS, 2.0 TDI 10/05 - 125 -147 kW	950 163 00	950 332 00	with standard chassis
1.6 TDI, 1.8 TSI, 1.9 TDI, 2.0 FSI 11/04 - 77 -118 kW	950 145 00	950 134 00	with standard chassis
2.0 TDI, 2.0 TDI 16V 02/04 - 81 -103 kW	950 127 00	950 134 00	with standard chassis

SKODA OCTAVIA Combi (1Z5)			
1.2 TSI 02/10 - 77 kW	950 143 00	950 136 00	with standard chassis
1.4, 1.4 TSI, 1.6, 1.6 FSI, 1.6 GreenLine 02/04 - 59 -90 kW	950 162 00	950 136 00	with standard chassis
2.0 RS, 2.0 TDI 10/05 - 125 -147 kW	950 163 00	950 333 00	with standard chassis
1.6 TDI, 1.8 TSI, 1.9 TDI, 2.0 FSI 11/04 - 77 -118 kW	950 145 00	950 136 00	with standard chassis
1.6 TDI 4x4, 1.8 TSI 4x4 11/08 - 77 -118 kW		950 334 00	with standard chassis
1.9 TDI 4x4, 2.0 FSI 4x4, 2.0 TDI 4x4, 2.0 TDI 16V 4x4 11/04 - 77 -110 kW	950 168 00	950 334 00	with standard chassis
2.0 TDI, 2.0 TDI 16V 02/04 - 81 -103 kW	950 127 00	950 136 00	with standard chassis

SKODA ROOMSTER (5J)			
1.2, 1.2 TSI, 1.4, 1.6 05/06 - 47 -77 kW	950 185 00	<i>950 718 00</i>	with standard chassis
1.2, 1.2 TDI, 1.2 TSI, 1.4, 1.4 TDI, 1.6, 1.6 TDI, 1.9 TDI 05/06 - 03/10 47 -77 kW		<i>950 719 00</i>	with standard chassis; Heavy Duty Version .

			
SKODA			
SKODA ROOMSTER (5J)			
1.2 TDI, 1.4 TDI, 1.6 TDI, 1.9 TDI 09/06 - 51 -77 kW	950 161 00	950 718 00	with standard chassis

SKODA SUPERB (3U4)			
1.8 T 02/02 - 03/08 110 kW	950 702 00	950 310 00	with standard chassis
1.8 T 02/02 - 03/08 110 kW	950 703 00	950 693 00	with standard chassis; Heavy Duty Version .
2.0 02/02 - 03/08 85 kW	950 704 00	950 310 00	with standard chassis
2.0 02/02 - 03/08 85 kW	950 702 00	950 693 00	with standard chassis; Heavy Duty Version .
1.9 TDI, 2.0 TDI, 2.8 V6 02/02 - 03/08 74 -142 kW	950 703 00	950 310 00	with standard chassis
1.9 TDI, 2.0 TDI, 2.8 V6 02/02 - 03/08 74 -142 kW	950 741 00	950 693 00	with standard chassis; Heavy Duty Version .
2.5 TDI 02/02 - 03/08 114 -120 kW	950 741 00	950 310 00	with standard chassis
2.5 TDI 02/02 - 08/03 114 kW		950 693 00	with standard chassis; Heavy Duty Version .

SUBARU			
SUBARU JUSTY III (G3X)			
1.3, 1.5 09/03 - 69 -73 kW	872 807 00	872 670 00	with standard chassis




SUBARU JUSTY IV			
1.0 01/07 - 51 kW	872 766 00	872 630 00	with standard chassis




SUZUKI			
SUZUKI ALTO IV (FF)			
1.1 06/02 - 46 kW	872 809 00	872 671 00	with standard chassis

SUZUKI BALENO (EG)			
1.3 i 16V, 1.6 i 16V 07/95 - 05/02 63 -72 kW	872 800 00	872 651 00	with standard chassis

SUZUKI IGNIS (FH)			
1.3 10/00 - 09/03 61 kW		872 672 00	with standard chassis
1.3 4WD 10/00 - 09/03 61 kW	872 823 00	872 672 00	with standard chassis

SUZUKI IGNIS II			
1.3 09/03 - 69 kW	872 807 00	872 670 00	with standard chassis
1.5 09/03 - 73 kW	872 807 00	872 670 00	with standard chassis; manual transmission

			
SUZUKI			
SUZUKI SWIFT II Hatchback (EA, MA)			
1.0, 1.0 i 03/89 - 12/92 37 -39 kW	872 803 00		with standard chassis
1.0, 1.0 i 01/93 - 05/01 37 -39 kW	872 804 00		with standard chassis; manual transmission
1.0, 1.0 i 01/93 - 05/01 37 -39 kW	872 805 00		with standard chassis; automatic transmission
1.0, 1.0 i, 1.3 03/89 - 05/01 37 -50 kW	872 789 00	872 653 00	with standard chassis; Vehicle Production Country: Hungary
1.0, 1.0 i, 1.3 03/89 - 12/92 37 -50 kW		872 656 00	with standard chassis; Number of Doors: 3
1.0, 1.0 i, 1.3 03/89 - 12/92 37 -50 kW		872 658 00	with standard chassis; Number of Doors: 5
1.0, 1.0 i 01/93 - 05/01 37 -39 kW		872 633 00	with standard chassis
1.0 i 03/89 - 12/91 40 kW	872 803 00		with standard chassis
1.0 i 03/89 - 12/91 40 kW		872 656 00	with standard chassis; Number of Doors: 3
1.0 i 03/89 - 12/91 40 kW		872 658 00	with standard chassis; Number of Doors: 5
1.3 03/89 - 12/92 50 kW	872 803 00		with standard chassis; manual transmission
1.3 01/93 - 05/01 50 kW	872 805 00		with standard chassis
1.3 01/93 - 05/01 50 kW		872 633 00	with standard chassis; Number of Doors: 3
1.3 01/93 - 05/01 50 kW		872 659 00	with standard chassis; Number of Doors: 5
1.3 03/89 - 12/91 52 kW	872 803 00		with standard chassis; manual transmission
1.3 03/89 - 12/91 52 kW		872 656 00	with standard chassis; Number of Doors: 3; manual transmission
1.3 03/89 - 12/91 52 kW		872 633 00	with standard chassis; Number of Doors: 3; automatic transmission
1.3 03/89 - 12/91 52 kW		872 658 00	with standard chassis; Number of Doors: 5
1.3 GTi 03/89 - 05/01 74 kW	872 780 00	872 633 00	with standard chassis; Number of Doors: 3
SUZUKI SWIFT II Saloon (AH, AJ)			
1.3 03/89 - CH-Nr. 50 -52 kW	872 803 00	872 658 00	-> CH.Nr.: 00107571; with standard chassis
1.3 CH-Nr. - 05/01 50 -52 kW	872 780 00	872 658 00	CH.Nr.: 00107572 ->; with standard chassis
SUZUKI SWIFT Convertible (SF413)			
1.3 09/91 - 10/96 50 kW	872 805 00	872 633 00	with standard chassis; manual transmission
1.3 09/91 - 10/96 50 kW	872 780 00	872 633 00	with standard chassis; automatic transmission

			
SUZUKI			
SUZUKI VITARA (ET, TA)			
1.6, 1.6 16V 07/88 - 03/98 59 -71 kW	872 781 00		with standard chassis; Number of Doors: 3
1.6, 1.6 16V, 2.0 TD Intercooler 07/88 - 03/98 59 -71 kW	872 787 00	872 632 00	with standard chassis; Number of Doors: 5
2.0 TD 12/94 - 03/98 52 kW	872 787 00		with standard chassis; Number of Doors: 3
2.0 TD, 2.0 V6 24V, 2.5 V6 24V 12/94 - 03/98 52 -118 kW	872 806 00	872 632 00	with standard chassis; Number of Doors: 5

SUZUKI VITARA Cabrio (ET, TA)			
1.6, 1.6 16V, 1.6 i 16V, 1.6 i 16V 4x4 07/88 - 59 -71 kW	872 781 00		with standard chassis

TOFAS			
TOFAS SAHIN Saloon			
1.4 Mirafiori, 1.6 IE, 1.6 S 01/80 - 12/03 51 -63 kW	871 114 00	871 114 00	with standard chassis




TOFAS DOGAN			
1.6, 1.6 i.e, 1.6 IE 01/76 - 07/02 59 -66 kW	871 114 00	871 114 00	with standard chassis




TOYOTA			
TOYOTA AURIS			
1.33 Dual-VVTi, 1.4 VVTi 03/07 - 71 -74 kW	872 328 00	872 336 00	with standard chassis
1.33 Dual-VVTi, 1.4 VVTi 03/07 - 71 -74 kW		872 337 00	with standard chassis; Heavy Duty Version .
1.4 D-4D, 1.6, 1.6 VVTi, 1.8, 1.8 VVTi 10/06 - 66 -108 kW	872 329 00	872 336 00	with standard chassis
1.4 D-4D, 1.6, 1.6 VVTi, 1.8, 1.8 VVTi 10/06 - 66 -108 kW	872 340 00	872 337 00	with standard chassis; Heavy Duty Version .
2.0 D-4D 03/07 - 93 kW	872 340 00	872 336 00	with standard chassis
2.0 D-4D 03/07 - 93 kW		872 337 00	with standard chassis; Heavy Duty Version .

TOYOTA AYGO (B10)			
1.0 07/05 - 50 kW	872 324 00	872 333 00	with standard chassis
1.0 07/05 - 50 kW	872 325 00	872 333 00	with standard chassis; Heavy Duty Version .
1.4 HDi 07/05 - 40 kW	872 325 00	872 333 00	with standard chassis

TOYOTA CELICA Hatchback (T16)			
2.0 GT, 2.0, 2.0 GT 08/85 - 08/90 103 -110 kW	872 323 00		with standard chassis

TOYOTA COROLLA Liftback (_E8_)			
1.3, 1.6, 1.8 D 06/83 - 08/87 43 -63 kW	872 321 00	872 330 00	with standard chassis

			
TOYOTA			
TOYOTA COROLLA Liftback (_E8_)			
TOYOTA COROLLA FX Compact (E8B)			
1.3, 1.6, 1.6 GT 16V, 1.8 D 01/85 - 05/88 43 -89 kW	872 321 00	872 330 00	with standard chassis
TOYOTA COROLLA (_E8_)			
1.3, 1.6, 1.8 D 06/83 - 05/88 43 -62 kW	872 321 00	872 330 00	with standard chassis
TOYOTA COROLLA Coupe (AE86)			
1.5 L, 1.6 16V, 1.6 GT 16V, 1.6 GTi Twin Cam, 1.6 SR, 1.6 SR 16V 05/83 - 07/87 57 -96 kW	872 321 00	872 330 00	with standard chassis
TOYOTA COROLLA Liftback (_E9_)			
1.3 i 08/87 - 04/92 55 kW	872 303 00	872 332 00	with standard chassis
1.6, 1.6 GTi, 1.8 D 07/87 - 06/93 47 -92 kW	872 304 00	872 332 00	with standard chassis
TOYOTA COROLLA Compact (_E9_)			
1.3, 1.3 i 08/87 - 04/92 55 kW	872 303 00	872 332 00	with standard chassis
1.6, 1.6 GTi, 1.8 D 08/87 - 04/92 47 -85 kW	872 304 00	872 332 00	with standard chassis
TOYOTA COROLLA (_E9_)			
1.3, 1.3 i 05/87 - 12/92 55 -60 kW	872 303 00	872 332 00	with standard chassis
1.6, 1.6 i, 1.6 XL, 1.8 D 07/87 - 06/93 47 -145 kW	872 304 00	872 332 00	with standard chassis
TOYOTA COROLLA Station Wagon (_E9_)			
1.3, 1.3 i 12/87 - 06/92 55 kW	872 303 00	872 332 00	with standard chassis
1.6, 1.6 XLI, 1.8 D 12/87 - 06/92 47 -77 kW	872 304 00	872 332 00	with standard chassis
TOYOTA COROLLA Compact (_E11_)			
1.6 Aut. 09/98 - 02/00 79 kW	872 526 00	872 351 00	with standard chassis
1.6 04/97 - 08/98 81 kW	872 468 00	872 351 00	with standard chassis; manual transmission
1.6 09/98 - 02/00 81 kW	872 521 00	872 351 00	with standard chassis; manual transmission
1.6 09/98 - 02/00 81 kW	872 526 00	872 351 00	with standard chassis; automatic transmission
TOYOTA COROLLA Liftback (_E11_)			
1.4, 1.6 04/97 - 02/00 63 -81 kW	872 520 00	872 356 00	with standard chassis; Vehicle Production Country: Great Britain
1.4 04/97 - 02/00 63 kW	872 467 00	872 351 00	with standard chassis; manual transmission
1.6 04/97 - 08/98 81 kW	872 468 00	872 351 00	with standard chassis; manual transmission




			
TOYOTA			
TOYOTA COROLLA Liftback (_E11_)			
1.6 09/98 - 02/00	81 kW	872 521 00	872 351 00 with standard chassis; manual transmission
1.6 09/98 - 02/00	81 kW	872 526 00	872 351 00 with standard chassis; automatic transmission




TOYOTA COROLLA (_E11_)			
1.6 Aut. 09/98 - 02/00	79 kW	872 526 00	872 371 00 with standard chassis
1.6 04/97 - 08/98	81 kW	872 468 00	with standard chassis; manual transmission
1.6 09/98 - 02/00	81 kW	872 521 00	872 371 00 with standard chassis; manual transmission
1.6 09/98 - 02/00	81 kW	872 526 00	872 371 00 with standard chassis; automatic transmission

TOYOTA COROLLA Wagon (_E11_)			
1.4 04/97 - 08/98	63 kW	872 467 00	872 351 00 with standard chassis; manual transmission
1.4 09/98 - 02/00	63 kW	872 524 00	872 352 00 with standard chassis
2.0 D 04/97 - 08/98	53 kW	872 522 00	872 351 00 with standard chassis
2.0 D 09/98 - 02/00	53 kW	872 526 00	872 352 00 with standard chassis

TOYOTA COROLLA (_E12U_, _E12J_)			
1.4 VVT-i, 1.6 VVT-i 01/02 -	71 -81 kW	872 563 00	872 394 00 with standard chassis; manual transmission
1.6 VVT-i 01/02 -	81 kW	872 561 00	872 394 00 with standard chassis; automatic transmission
1.8, 1.8 VVTL-i TS 06/04 -	100 -165 kW	872 560 00	872 395 00 with standard chassis
1.8 VVTL-i TS 01/02 - 05/04	141 kW	872 549 00	872 398 00 with standard chassis
1.8 VVTL-i TS 06/04 -	141 kW	872 560 00	872 395 00 with standard chassis
1.4 D 07/04 -	66 kW	872 561 00	872 394 00 with standard chassis
2.0 D-4D 01/02 -	66 -85 kW	872 562 00	872 394 00 with standard chassis

TOYOTA COROLLA Estate (_E12J_, _E12T_)			
1.4 VVT-i 01/02 - 05/04	71 kW	872 544 00	872 374 00 with standard chassis; manual transmission; Vehicle Production Country: Great Britain
1.4 VVT-i 06/04 -	71 kW	872 546 00	872 394 00 with standard chassis; manual transmission; Vehicle Production Country: Great Britain
1.6 VVT-i 01/02 - 06/04	81 kW	872 544 00	872 374 00 with standard chassis; manual transmission; Vehicle Production Country: Great Britain
1.6 VVT-i 07/04 -	81 kW	872 546 00	872 394 00 with standard chassis; manual transmission; Vehicle Production Country: Great Britain
1.6 VVT-i 07/04 -	81 kW	872 547 00	872 394 00 with standard chassis; automatic transmission; Vehicle Production Country: Great Britain

			
TOYOTA			
TOYOTA COROLLA Estate (_E12J_, _E12T_)			
1.6 VVT-i 05/04 - 81 kW	872 542 00		with standard chassis; automatic transmission; Vehicle Production Country: Japan
1.4 D 07/04 - 66 kW	872 547 00	872 394 00	with standard chassis; Vehicle Production Country: Great Britain
1.4 D 07/04 - 66 kW	872 542 00		with standard chassis; Vehicle Production Country: Japan
TOYOTA COROLLA Saloon (_E12J_, _E12T_)			
1.6 VVT-i 08/02 - 06/04 81 kW	872 544 00	872 374 00	with standard chassis; manual transmission; Vehicle Production Country: Great Britain
1.6 VVT-i 07/04 - 81 kW	872 546 00	872 394 00	with standard chassis; manual transmission; Vehicle Production Country: Great Britain
1.4 D 07/04 - 66 kW	872 547 00	872 394 00	with standard chassis; Vehicle Production Country: Great Britain
1.4 D 07/04 - 66 kW	872 542 00		with standard chassis; Vehicle Production Country: Japan
TOYOTA COROLLA Verso (_E12J_)			
1.4 D4d, 1.4 VVT-i, 1.6 VVT-i, 1.8, 1.8 VVT-i 01/02 - 66 -99 kW	872 528 00	872 374 00	with standard chassis
2.0 D4d, 2.0 D-4D 01/02 - 66 -85 kW	872 529 00	872 374 00	with standard chassis
TOYOTA COROLLA Verso (ZER_, ZZE_)			
1.3 VVTi, 1.4 D4d, 1.5, 1.6, 1.8 03/04 - 64 -95 kW	872 540 00	872 375 00	with standard chassis
2.0 D-4D, 2.2 D-4D 04/04 - 85 -130 kW	872 541 00	872 375 00	with standard chassis
TOYOTA PRIUS Hatchback			
1.5 08/03 - 07/08 57 kW	872 542 00		with standard chassis
TOYOTA STARLET (KP6_)			
1.0, 1.2 S, 1.3, 1.3 S 02/78 - 09/84 33 -48 kW	872 301 00	872 311 00	with standard chassis
TOYOTA STARLET (_P8_)			
1.0, 1.3 12V, 1.3 12V CAT 12/89 - 03/96 40 -55 kW	872 302 00	872 312 00	with standard chassis
TOYOTA STARLET (EP91)			
1.3 04/96 - 12/97 55 kW	872 469 00	872 353 00	with standard chassis
1.3 01/98 - 03/99 55 kW	872 480 00	872 354 00	with standard chassis
TOYOTA TERCEL (AL2_)			
1.5 4WD 10/82 - 01/88 50 -52 kW	872 305 00	872 315 00	with standard chassis
TOYOTA YARIS (_CP10)			
1.0 16V, 1.3, 1.3 16V 03/03 - 48 -64 kW	872 589 00	872 438 00	with standard chassis; Vehicle Production Country: France




			
TOYOTA			
TOYOTA YARIS (_CP10)			
1.0 16V, 1.3, 1.3 16V 11/99 - 08/05	48 -64 kW	872 581 00	872 415 00 with standard chassis; Vehicle Production Country: Japan
1.0 16V, 1.3 16V 04/99 - 02/03	50 -63 kW	872 586 00	872 436 00 with standard chassis; Vehicle Production Country: France
1.5 TS, 1.5 VVT-i TS 03/03 -	77 -110 kW	872 585 00	872 438 00 with standard chassis; Vehicle Production Country: France
1.4 D-4D 03/03 -	55 kW	872 584 00	872 438 00 with standard chassis; Vehicle Production Country: France

TOYOTA YARIS (_P9_)			
1.0 VVT-i, 1.3 VVT-i, 1.33 VVT-i, 1.5 11/05 -	51 -80 kW	872 588 00	872 437 00 with standard chassis; Vehicle Production Country: France
1.8 VVTi, D-4D 11/05 -	66 -98 kW	872 588 00	872 437 00 with standard chassis; Vehicle Production Country: France

TOYOTA YARIS VERSO (NC/LP2_)			
1.3, 1.5 11/99 -	62 -78 kW	872 582 00	872 437 00 with standard chassis
1.3, 1.4 D-4D, 1.5 11/99 -	55 -78 kW		872 416 00 with standard chassis; drum Brake
1.4 D-4D 12/01 -	55 kW	872 583 00	872 437 00 with standard chassis

VAUXHALL			
VAUXHALL ASTRA			
1.2 10/79 - 06/82	40 kW	774 280 00	774 310 00 with standard chassis
1.2 10/79 - 06/82	40 kW	774 289 00	with standard chassis; Heavy Duty Version .




VAUXHALL ASTRA Hatchback			
1.2, 1.2 S, 1.3, 1.3 S 09/79 - 06/82	40 -55 kW	774 280 00	774 310 00 with standard chassis
1.2, 1.3 S, 1.6 S 09/79 - 06/82	40 -66 kW	774 283 00	774 310 00 with standard chassis; automatic transmission
1.2, 1.3 S, 1.6 S 09/79 - 06/82	40 -66 kW	774 289 00	with standard chassis; Heavy Duty Version .; automatic transmission
1.2 S 02/82 - 06/82	44 kW	774 289 00	with standard chassis; Heavy Duty Version .
1.2 S, 1.3, 1.3 S 07/82 - 08/84	44 -55 kW		774 310 00 with standard chassis
1.6 S 09/81 - 06/82	66 kW		774 310 00 with standard chassis; manual transmission
1.6 S 09/81 - 06/82	66 kW	774 289 00	with standard chassis; Heavy Duty Version .; manual transmission
1.6 S 07/82 - 08/86	66 kW		774 310 00 with standard chassis
1.6 S 07/82 - 08/86	66 kW	774 389 00	with standard chassis; Heavy Duty Version .
1.6 S 07/82 - 08/86	66 kW	774 388 00	774 310 00 with standard chassis; automatic transmission

			
VAUXHALL			
VAUXHALL ASTRA Hatchback			
1.6 S 07/82 - 08/86	66 kW	774 389 00	with standard chassis; Heavy Duty Version .; automatic transmission
1.8 GTE 07/82 - 08/86	85 kW	774 389 00	with standard chassis; Heavy Duty Version .
1.6 D 03/82 - 06/82	40 kW	774 289 00	774 310 00 with standard chassis
1.6 D 07/82 - 08/86	40 kW	774 388 00	774 310 00 with standard chassis
1.6 D 07/82 - 08/86	40 kW	774 389 00	with standard chassis; Heavy Duty Version .

VAUXHALL ASTRA Estate			
1.3 S 09/79 - 06/82	55 kW	774 280 00	774 312 00 with standard chassis
1.3 S 09/79 - 06/82	55 kW	774 289 00	with standard chassis; Heavy Duty Version .
1.3 S, 1.6 S 09/79 - 06/82	55 -66 kW	774 283 00	774 312 00 with standard chassis; automatic transmission
1.3 S, 1.6 S 09/79 - 06/82	55 -66 kW	774 289 00	with standard chassis; Heavy Duty Version .; automatic transmission
1.6 S 09/81 - 06/82	66 kW		774 312 00 with standard chassis
1.6 S 09/81 - 06/82	66 kW	774 289 00	with standard chassis; Heavy Duty Version .
1.6 S 07/82 - 08/86	66 kW		774 312 00 with standard chassis
1.6 S 07/82 - 08/86	66 kW	774 389 00	with standard chassis; Heavy Duty Version .
1.6 S 07/82 - 08/86	66 kW	774 388 00	774 312 00 with standard chassis; automatic transmission
1.3, 1.3 S 07/82 - 08/84	51 -55 kW		774 312 00 with standard chassis

VAUXHALL ASTRA Mk II Hatchback			
1.2, 1.3, 1.4 i, 1.4 S 09/84 - 08/91	40 -55 kW	774 420 00	774 412 00 with standard chassis; manual transmission
1.2, 1.3, 1.4 i, 1.4 S 09/84 - 08/91	40 -55 kW	774 421 00	774 412 00 with standard chassis; automatic transmission
1.2, 1.3, 1.4 i, 1.4 S 09/84 - 08/91	40 -55 kW	774 422 00	774 413 00 with standard chassis; Heavy Duty Version .
1.6, 1.6 D, 1.6 S 09/84 - 08/91	40 -66 kW	774 421 00	774 412 00 with standard chassis; manual transmission
1.6, 1.6 D, 1.6 S 09/84 - 08/91	40 -66 kW	774 423 00	774 412 00 with standard chassis; automatic transmission
1.6, 1.6 D, 1.6 S 09/84 - 08/91	40 -66 kW	774 424 00	774 413 00 with standard chassis; Heavy Duty Version .
1.8 GTE, 2.0 GTE, 2.0 GTE 16V 09/84 - 08/91	82 -115 kW	774 425 00	774 414 00 with standard chassis




VAUXHALL ASTRA Mk II Belmont			
1.3, 1.4 i 09/85 - 12/91	44 -55 kW	774 420 00	774 412 00 with standard chassis; manual transmission




			
VAUXHALL			
VAUXHALL ASTRA Mk II Belmont			
1.3, 1.4 i 09/85 - 12/91 44 -55 kW	774 421 00	774 412 00	with standard chassis; automatic transmission
1.3, 1.4 i 09/85 - 12/91 44 -55 kW	774 422 00	774 413 00	with standard chassis; Heavy Duty Version .
1.6, 1.6 D, 1.6 S 09/85 - 12/91 40 -66 kW	774 421 00	774 412 00	with standard chassis; manual transmission
1.6, 1.6 D, 1.6 S 09/85 - 12/91 40 -66 kW	774 423 00	774 412 00	with standard chassis; automatic transmission
1.6, 1.6 D, 1.6 S 09/85 - 12/91 40 -66 kW	774 424 00	774 413 00	with standard chassis; Heavy Duty Version .
1.8, 1.8 i 09/85 - 08/91 82 -85 kW	774 422 00	774 413 00	with standard chassis

VAUXHALL ASTRA Mk II Estate			
1.2, 1.3, 1.6, 1.6 D, 1.6 S 09/84 - 09/85 40 -66 kW	774 420 00	774 312 00	with standard chassis
1.2, 1.3 09/84 - 08/91 44 -55 kW	774 289 00		with standard chassis; Heavy Duty Version .
1.2, 1.3, 1.4 S, 1.5 DT, 1.6, 1.6 D, 1.6 S, 1.7 D, 1.8 i 09/84 - 08/91 40 -83 kW		774 312 00	with standard chassis
1.2, 1.3, 1.6, 1.6 D, 1.6 S 09/84 - 09/85 40 -66 kW	774 422 00	774 312 00	with standard chassis; Heavy Duty Version .
1.2, 1.3, 1.6, 1.6 D, 1.6 S 09/85 - 12/89 40 -66 kW	774 424 00	774 418 00	with standard chassis; Heavy Duty Version .
1.4 S, 1.5 DT, 1.7 D 01/88 - 08/91 42 -55 kW	774 424 00	774 418 00	with standard chassis; Heavy Duty Version .

VAUXHALL ASTRA Mk III Hatchback			
1.4 i, 1.4 i 16V, 1.4 S, 1.6 i, 1.6 i 16V, 1.7 D, 1.7 TD, 1.8 i, 1.8 i 16V, 2.0 i, 2.0 i 16V 09/91 - 02/98 42 -110 kW	774 465 00	774 412 00	with standard chassis
1.4 i, 1.4 i 16V, 1.6 i, 1.6 i 16V, 1.7 D, 1.7 TD, 1.8 i, 1.8 i 16V, 2.0 i, 2.0 i 16V 09/91 - 02/98 42 -110 kW	774 241 00	774 454 00	with standard chassis; Heavy Duty Version .
1.6 i 16V, 1.7 D, 1.7 TD, 1.8 i, 1.8 i 16V, 2.0 i, 2.0 i 16V 09/91 - 02/98 42 -110 kW	774 228 00	774 451 00	with standard chassis; with sports suspension; mark: GSI

VAUXHALL ASTRA Mk III			
1.4 i, 1.4 i 16V, 1.6 i, 1.6 i 16V 03/92 - 09/98 44 -74 kW	774 465 00	774 412 00	with standard chassis
1.4 i, 1.4 i 16V, 1.6 i, 1.6 i 16V, 1.7 D, 1.7 TD, 1.8 i, 1.8 i 16V, 2.0 i, 2.0 i 16V 03/92 - 09/98 42 -100 kW	774 241 00	774 454 00	with standard chassis; Heavy Duty Version .
1.6 i 16V, 1.7 D, 1.7 TD, 1.8 i, 1.8 i 16V, 2.0 i, 2.0 i 16V 03/92 - 09/98 42 -100 kW	774 228 00	774 451 00	with sports suspension; mark: GSI
1.7 D, 1.7 TD, 1.8 i, 1.8 i 16V, 2.0 i, 2.0 i 16V 12/91 - 09/98 42 -100 kW	774 227 00	774 412 00	with standard chassis




			
VAUXHALL			
VAUXHALL ASTRA Mk III Estate			
1.4 i, 1.4 i 16V, 1.4 S, 1.6 i, 1.6 i 16V, 1.6 Si 03/91 - 02/98 44 -74 kW	774 465 00	774 418 00	with standard chassis
1.4 i, 1.4 i 16V, 1.4 S, 1.6 i, 1.6 i 16V, 1.6 Si 03/91 - 02/98 44 -74 kW	774 241 00		with standard chassis; Heavy Duty Version .
1.6 i 16V, 1.7 D, 1.7 TD, 1.8 i, 1.8 i 16V, 2.0 i, 2.0 i 16V 09/91 - 02/98 42 -100 kW	774 228 00	774 418 00	with sports suspension; mark: GSI
1.7 D, 1.7 TD, 1.8 i, 1.8 i 16V, 2.0 i, 2.0 i 16V 09/91 - 02/98 42 -100 kW	774 226 00	774 454 00	with standard chassis
1.7 D, 1.7 TD, 1.8 i, 1.8 i 16V, 2.0 i, 2.0 i 16V 09/91 - 02/98 42 -100 kW	774 241 00	774 418 00	with standard chassis; Heavy Duty Version .
VAUXHALL ASTRA Mk III Convertible			
1.4 i, 1.4 i 16V, 1.6, 1.6 i 03/93 - 03/01 52 -74 kW	774 465 00	774 454 00	with standard chassis
1.4 i, 1.4 i 16V, 1.6, 1.6 i 03/93 - 03/01 52 -74 kW	774 241 00		with standard chassis; Heavy Duty Version .
1.8, 1.8 16V, 2.0 i 03/93 - 03/01 85 -92 kW	774 226 00	774 454 00	with standard chassis
1.8, 1.8 16V, 2.0 i 03/93 - 03/01 85 -92 kW	774 241 00		with standard chassis; Heavy Duty Version .
1.8, 1.8 16V, 2.0 i 03/93 - 03/01 85 -92 kW	774 228 00	774 454 00	with sports suspension; mark: GSI
VAUXHALL ASTRA Mk IV Hatchback			
1.2 16V, 1.4 16V 02/98 - 48 -66 kW	774 263 00	774 272 00	with standard chassis
1.2 16V, 1.4 16V 02/98 - 48 -66 kW	774 264 00	774 274 00	with standard chassis; Heavy Duty Version .
1.4, 1.6, 1.6 16V, 1.6 Dualfuel 02/98 - 44 -74 kW	774 264 00	774 272 00	with standard chassis
1.4, 1.6, 1.6 16V, 1.6 Dualfuel 02/98 - 44 -74 kW	774 266 00	774 274 00	with standard chassis; Heavy Duty Version .
1.8 16V, 1.8 16V Dualfuel 02/98 - 85 -92 kW	774 266 00	774 274 00	with standard chassis
1.9, 2.0 16V, 2.2 16V 02/98 - 100 -118 kW	774 267 00	774 274 00	with standard chassis
1.7 CDTI 16V, 1.7 DTI 16V, 1.7 TD 02/98 - 50 -59 kW	774 268 00	774 274 00	with standard chassis
1.7 CDTI 16V, 1.8 16V, 1.8 16V Dualfuel 09/02 - 59 -92 kW	774 267 00		with standard chassis; Heavy Duty Version .
2.0 DI, 2.0 DTI 16V 02/98 - 60 -74 kW	774 267 00	774 274 00	with standard chassis
VAUXHALL ASTRA Mk IV			
1.2 16V, 1.4 16V 09/98 - 48 -66 kW	774 263 00	774 272 00	with standard chassis
1.2 16V, 1.4 16V 09/98 - 48 -66 kW	774 264 00	774 274 00	with standard chassis; Heavy Duty Version .

			
VAUXHALL			
VAUXHALL ASTRA Mk IV			
1.4, 1.6, 1.6 16V, 1.6 Dualfuel 05/98 - 44 -74 kW	774 264 00	774 272 00	with standard chassis
1.4, 1.6, 1.6 16V, 1.6 Dualfuel 05/98 - 44 -74 kW	774 266 00	774 274 00	with standard chassis; Heavy Duty Version .
1.8 16V, 1.8 16V Dualfuel 02/98 - 07/04 85 -92 kW	774 266 00	774 274 00	with standard chassis
1.8 16V, 1.8 16V Dualfuel 02/98 - 07/04 85 -92 kW	774 267 00		with standard chassis; Heavy Duty Version .
2.0 16V, 2.0 DI, 2.0 DTI 16V, 2.2 16V 02/98 - 60 -108 kW	774 267 00	774 274 00	with standard chassis
1.7 CDTI 16V, 1.7 DTI 16V, 1.7 TD 09/98 - 50 -59 kW	774 268 00	774 274 00	with standard chassis
1.7 CDTI 16V, 1.7 DTI 16V, 1.7 TD 09/98 - 50 -59 kW	774 267 00		with standard chassis; Heavy Duty Version .

VAUXHALL ASTRA Mk IV Estate			
1.2 16V, 1.4 16V 02/98 - 48 -66 kW	774 263 00	774 291 00	with standard chassis
1.2 16V, 1.4 16V 02/98 - 48 -66 kW	774 264 00	774 292 00	with standard chassis; Heavy Duty Version .
1.6, 1.6 16V 03/98 - 04/04 55 -74 kW	774 264 00	774 291 00	with standard chassis
1.6, 1.6 16V 03/98 - 04/04 55 -74 kW	774 266 00	774 292 00	with standard chassis; Heavy Duty Version .
1.8 16V 02/98 - 85 -92 kW	774 266 00	774 292 00	with standard chassis
1.8 16V 02/98 - 85 -92 kW	774 267 00		with standard chassis; Heavy Duty Version .
2.0 16V, 2.0 DI, 2.0 DTI 16V, 2.2 16V 02/98 - 60 -108 kW	774 267 00	774 292 00	with standard chassis
1.7 CDTI 16V, 1.7 DTI 16V, 1.7 TD 02/98 - 50 -59 kW	774 268 00	774 292 00	with standard chassis
1.7 CDTI 16V, 1.7 DTI 16V, 1.7 TD 02/98 - 50 -59 kW	774 267 00		with standard chassis; Heavy Duty Version .

VAUXHALL ASTRA Mk IV Coupe			
1.8 16V 03/00 - 85 -92 kW	774 266 00	774 274 00	with standard chassis
1.8 16V 03/00 - 85 -92 kW	774 267 00		with standard chassis; Heavy Duty Version .
1.9, 2.0 16V Turbo, 2.2 16V 03/00 - 108 -147 kW	774 267 00	774 274 00	with standard chassis




VAUXHALL ASTRA MK IV Convertible			
1.6 16V 03/01 - 74 kW	774 264 00	774 292 00	with standard chassis
1.6 16V 03/01 - 74 kW	774 266 00		with standard chassis; Heavy Duty Version .
1.8 16V 03/01 - 92 kW	774 266 00	774 292 00	with standard chassis
1.8 16V 03/01 - 92 kW	774 267 00		with standard chassis; Heavy Duty Version .

			
VAUXHALL			
VAUXHALL ASTRA MK IV Convertible			
1.9, 2.0 Turbo, 2.2 16V 03/01 - 108 -147 kW	774 267 00	774 292 00	with standard chassis

VAUXHALL ASTRA MK V Sport Hatch			
1.4 16V, 1.6, 1.6 i 16V 02/05 - 66 -132 kW	774 327 00	774 314 00	with standard chassis
1.4 16V, 1.6, 1.6 i 16V 02/05 - 66 -132 kW	774 329 00	774 318 00	with standard chassis; Heavy Duty Version .
1.8 02/05 - 92 -103 kW	774 329 00	774 314 00	with standard chassis
1.8 02/05 - 92 -103 kW	774 343 00	774 318 00	with standard chassis; Heavy Duty Version .
1.3 CDTi, 1.7 CDTi, 1.7 CDTi 16V 02/05 - 66 -81 kW	774 343 00	774 314 00	with standard chassis
1.3 CDTi, 1.7 CDTi, 1.7 CDTi 16V 02/05 - 66 -81 kW	774 344 00	774 318 00	with standard chassis; Heavy Duty Version .
1.9 CDTi, 2.0 Turbo, VXRacing Edition 02/05 - 74 -176 kW	774 344 00	774 314 00	with standard chassis
1.9 CDTi, 2.0 Turbo, VXRacing Edition 02/05 - 74 -176 kW		774 318 00	with standard chassis; Heavy Duty Version .



VAUXHALL ASTRA MK V Hatchback			
1.4, 1.6 01/04 - 05/09 66 -85 kW	774 327 00	774 314 00	with standard chassis
1.4, 1.6 01/04 - 05/09 66 -85 kW	774 329 00	774 318 00	with standard chassis; Heavy Duty Version .
1.8 01/04 - 05/09 92 -103 kW	774 329 00	774 314 00	with standard chassis
1.8 01/04 - 05/09 92 -103 kW	774 343 00	774 318 00	with standard chassis; Heavy Duty Version .
1.3 CDTi, 1.7 CDTi, 1.7 TD 01/04 - 05/09 59 -81 kW	774 343 00	774 314 00	with standard chassis
1.3 CDTi, 1.7 CDTi, 1.7 TD 01/04 - 05/09 59 -81 kW	774 344 00	774 318 00	with standard chassis; Heavy Duty Version .
1.9 CDTi, 1.9 CDTi 16V, 2.0 Turbo 01/04 - 05/09 88 -177 kW	774 344 00	774 314 00	with standard chassis
1.9 CDTi, 1.9 CDTi 16V, 2.0 Turbo 01/04 - 05/09 88 -177 kW		774 318 00	with standard chassis; Heavy Duty Version .






VAUXHALL ASTRA MK V Estate			
1.4, 1.6 08/04 - 03/09 66 -85 kW	774 327 00	774 315 00	with standard chassis
1.4, 1.6 08/04 - 03/09 66 -85 kW	774 329 00	774 317 00	with standard chassis; Heavy Duty Version .
1.4, 1.6 08/04 - 03/09 66 -85 kW		774 316 00	with standard chassis; with ride height adjustment
1.6 08/04 - 03/09 132 kW	774 329 00	774 315 00	with standard chassis
1.6 08/04 - 03/09 132 kW	774 344 00	774 317 00	with standard chassis; Heavy Duty Version .
1.6 08/04 - 03/09 132 kW		774 316 00	with standard chassis; with ride height adjustment

			
VAUXHALL			
VAUXHALL ASTRA MK V Estate			
1.8 01/04 - 03/09 92 -103 kW	774 329 00	774 315 00	with standard chassis
1.8 01/04 - 03/09 92 -103 kW	774 343 00	774 317 00	with standard chassis; Heavy Duty Version .
1.8 01/04 - 03/09 92 -103 kW		774 316 00	with standard chassis; with ride height adjustment
1.3 CDTi, 1.7 CDTi, 1.7 TD 08/04 - 03/09 66 -81 kW	774 343 00	774 315 00	with standard chassis
1.3 CDTi, 1.7 CDTi, 1.7 TD 08/04 - 03/09 66 -81 kW	774 344 00	774 317 00	with standard chassis; Heavy Duty Version .
1.3 CDTi, 1.7 CDTi, 1.7 TD 08/04 - 03/09 66 -81 kW		774 316 00	with standard chassis; with ride height adjustment
1.9 CDTi, 1.9 CDTi 16V, 2.0 Turbo 08/04 - 74 -147 kW	774 344 00	774 315 00	with standard chassis
1.9 CDTi, 1.9 CDTi 16V, 2.0 Turbo 08/04 - 74 -147 kW		774 317 00	with standard chassis; Heavy Duty Version .
1.9 CDTi, 1.9 CDTi 16V, 2.0 Turbo 08/04 - 74 -147 kW		774 316 00	with standard chassis; with ride height adjustment

VAUXHALL ASTRAVAN MK V			
1.4 i 16V, 1.6 03/05 - 66 -76 kW	774 327 00	774 315 00	with standard chassis
1.4 i 16V, 1.6 03/05 - 66 -76 kW	774 329 00	774 317 00	with standard chassis; Heavy Duty Version .
1.4 i 16V, 1.6 03/05 - 66 -76 kW		774 316 00	with standard chassis; with ride height adjustment
1.3 CDTi 16V, 1.7 CDTi, 1.7 CDTi 16V, 1.9 CDTi, 1.9 CDTi 16V 03/05 - 59 -110 kW	774 344 00	774 315 00	with standard chassis
1.3 CDTi 16V, 1.7 CDTi, 1.7 CDTi 16V, 1.9 CDTi, 1.9 CDTi 16V 03/05 - 59 -110 kW		774 317 00	with standard chassis; Heavy Duty Version .
1.3 CDTi 16V, 1.7 CDTi, 1.7 CDTi 16V, 1.9 CDTi, 1.9 CDTi 16V 03/05 - 59 -110 kW		774 316 00	with standard chassis; with ride height adjustment

VAUXHALL CALIBRA			
2.0 i, 2.0 i 16V, 2.5 i V6 06/90 - 07/97 85 -125 kW	774 245 00	774 450 00	with standard chassis
2.0 i 16V 4x4, 2.0 i 4x4, 2.0 i Turbo 4x4 03/92 - 07/97 85 -150 kW	774 246 00		with standard chassis; all-wheel drive












VAUXHALL CARLTON Mk III			
1.8, 1.8 i, 1.8 N, 1.8 S, 2.0, 2.0 i, 2.2 TD, 2.3 D, 2.3 TD Interc., 2.4 i, 2.6 i, 3.0 3000, 3.0 3000 24V, 3000, 3000 24V, 3000 CAT 03/87 - 03/94 54 -150 kW	774 460 00 774 461 00	  774 337 00	with standard chassis
1.8, 1.8 i, 1.8 N, 1.8 S, 2.0, 2.0 i, 2.2 TD, 2.3 D, 2.3 TD Interc., 2.4 i, 2.6 i, 3.0 3000, 3.0 3000 24V, 3000, 3000 24V, 3000 CAT 03/87 - 03/94 54 -150 kW	774 462 00	774 335 00	with standard chassis; Heavy Duty Version .




			
VAUXHALL			
VAUXHALL CARLTON Mk III Estate			
1.8, 1.8 i, 1.8 N, 1.8 S, 2.0, 2.0 i, 2.4 i, 2.6 i 09/86 - 03/94 60 -110 kW	774 460 00 774 461 00	 	774 335 00 with standard chassis
1.8, 1.8 i, 1.8 N, 1.8 S, 2.0, 2.0 i, 2.4 i, 2.6 i 09/86 - 03/94 60 -110 kW	774 462 00		774 336 00 with standard chassis; Heavy Duty Version .
2.2 TD, 2.3 D, 2.3 TD Interc., 3.0, 3.0 24V 09/86 - 03/94 54 -147 kW	774 462 00		774 335 00 with standard chassis
2.2 TD, 2.3 D, 2.3 TD Interc., 3.0, 3.0 24V 09/86 - 03/94 54 -147 kW			774 336 00 with standard chassis; Heavy Duty Version .

VAUXHALL CAVALIER Mk III (87)			
1.6, 1.6 i, 1.8, 1.8 i CAT, 2.0 i, 2.0 i 16V, 2.0 i CAT, 2.0 SRi, 2.0 SRi 16V 09/88 - 11/95 52 -110 kW	774 440 00		774 330 00 with standard chassis
1.6, 1.6 i, 1.7 D, 1.7 TD, 1.8, 1.8 i CAT, 2.0 i, 2.0 i 16V, 2.0 i CAT, 2.0 SRi, 2.0 SRi 16V 09/88 - 11/95 42 -110 kW	774 444 00		774 330 00 with standard chassis; Heavy Duty Version .
1.7 D, 1.7 TD 09/88 - 11/95 42 -60 kW	774 442 00		774 330 00 with standard chassis

VAUXHALL CORSA			
1.2 i, 1.2 i 16V, 1.4 i, 1.4 i 16V, 1.4 i S 03/93 - 09/00 33 -66 kW	774 402 00		774 410 00 with standard chassis
1.2 i, 1.2 i 16V, 1.4 i, 1.4 i 16V, 1.5 D, 1.7 D 03/93 - 09/00 33 -66 kW	774 202 00		774 436 00 with standard chassis; Heavy Duty Version .
1.6 GSI 16V 03/93 - 09/00 80 kW	774 403 00		774 410 00 with standard chassis
1.6 GSI 16V 03/93 - 09/00 80 kW			774 436 00 with standard chassis; Heavy Duty Version .
1.5 D, 1.7 D 03/93 - 09/00 37 -44 kW	774 449 00		774 410 00 with standard chassis
1.5 TD 03/93 - 10/96 49 kW			774 436 00 with standard chassis; Heavy Duty Version .
1.5 TD 03/93 - 10/96 49 kW	774 202 00		774 410 00 with standard chassis

VAUXHALL CORSA Mk II			
1.0 12V 09/00 - 43 -44 kW	774 307 00		774 271 00 with standard chassis
1.2 16V 09/00 - 55 kW	774 308 00		774 271 00 with standard chassis
1.2 16V, 1.3 CDTI 16V, 1.4 16V, 1.4 Twinport, 1.7 CDTI 16V, 1.7 DI 16V, 1.7 DTI 16V, 1.8 16V 08/00 - 48 -92 kW	774 247 00		774 273 00 with sports suspension; mark: GSI
1.3 CDTI 16V, 1.4 16V, 1.4 Twinport, 1.7 CDTI 16V, 1.7 DI 16V, 1.7 DTI 16V, 1.8 16V 08/00 - 48 -92 kW	774 309 00		774 271 00 with standard chassis




			
VAUXHALL			
VAUXHALL CORSAVAN MK II			
1.2 16V, 1.2 16V Dualfuel, 1.3 CDTi 16V, 1.4, 1.7 DI 16V, 1.7 DTI 16V 09/00 - 48 -66 kW	774 309 00	774 271 00	with standard chassis
1.2 16V, 1.2 16V Dualfuel, 1.3 CDTi 16V, 1.4, 1.7 DI 16V, 1.7 DTI 16V 09/00 - 48 -66 kW	774 247 00	774 273 00	with sports suspension; mark: GSI
VAUXHALL MERIVA			
1.4 16V Twinport, 1.6 i, 1.6 i 16V, 1.6 i 16V Twinport, 1.6 Turbo, 1.8 i 16V 01/03 - 64 -132 kW	774 463 00	774 472 00	with standard chassis
1.3 CDTi, 1.7 CDTi, 1.7 CDTi 16V 01/03 - 55 -92 kW	774 429 00	774 473 00	with standard chassis
VAUXHALL NOVA Hatchback			
1.0, 1.2 i, 1.2 i CAT, 1.2 N, 1.2 S, 1.3 i, 1.3 i CAT, 1.3 S, 1.4 i, 1.4 i S, 1.4 S, 1.5 D, 1.5 TD, 1.6 05/83 - 03/93 33 -60 kW	774 400 00	774 416 00	with standard chassis
1.0, 1.2 i, 1.2 i CAT, 1.2 N, 1.2 S, 1.3 i, 1.3 i CAT, 1.3 S, 1.4 i, 1.4 i S, 1.4 S, 1.5 D, 1.5 TD, 1.6 05/83 - 03/93 33 -60 kW		774 411 00	with standard chassis; Heavy Duty Version .
VAUXHALL NOVA			
1.0, 1.2 N, 1.2 S, 1.3 i, 1.3 S, 1.4, 1.4 S, 1.5 D, 1.5 TD 09/82 - 02/93 33 -60 kW	774 400 00	774 416 00	with standard chassis
1.0, 1.2 N, 1.2 S, 1.3 i, 1.3 S, 1.4, 1.4 S, 1.5 D, 1.5 TD 09/82 - 02/93 33 -60 kW		774 411 00	with standard chassis; Heavy Duty Version .
VAUXHALL OMEGA			
2.0, 2.0 16V, 2.0 DTI 16V, 2.5 TD, 2.5 V6, 3.0 V6 04/94 - 09/98 74 -155 kW	774 287 00 774 282 00	  774 278 00	with standard chassis
2.0, 2.0 16V, 2.0 DTI 16V, 2.2 16V, 2.2 DTI 16V, 2.5 DTI 24V, 2.5 TD, 2.5 V6, 2.6 V6, 3.0 V6, 3.2 V6 04/94 - 03/04 74 -160 kW		774 335 00	with standard chassis; Heavy Duty Version .
VAUXHALL OMEGA Estate			
2.0, 2.0 16V, 2.0 DTI 16V, 2.5 TD, 2.5 V6, 3.0 V6 03/94 - 09/98 74 -155 kW	774 286 00 774 305 00	  774 335 00	with standard chassis
2.0, 2.0 16V, 2.5 TD, 2.5 V6, 3.0 V6 03/94 - 09/98 85 -155 kW	774 288 00 774 306 00	  774 336 00	with standard chassis; Heavy Duty Version .
2.0 DTI 16V, 2.2 DTI 16V, 2.5 DTI 24V, 2.5 TD, 2.5 V6, 2.6 V6, 3.0 V6, 3.2 V6 10/98 - 03/04 74 -160 kW		774 336 00	with standard chassis; Heavy Duty Version .
2.5 TD, 2.5 V6, 3.0 V6 10/98 - 02/01 96 -155 kW	774 288 00 774 306 00	  774 335 00	with standard chassis
VAUXHALL SIGNUM			
1.8, 1.9 CDTi, 1.9 CDTi 16V, 2.0 DTI, 2.0 i Turbo, 2.2 DTI, 2.2 i, 2.8 V6 Turbo, 3.0 CDTi, 3.0 V6 CDTi, 3.2 V6 05/03 - 74 -169 kW	774 503 00	774 491 00	with standard chassis

			
VAUXHALL			
VAUXHALL SIGNUM			
1.8, 1.9 CDTi, 1.9 CDTi 16V, 2.0 DTI, 2.0 i Turbo, 2.2 DTI, 2.2 i, 2.8 V6 Turbo, 3.0 CDTi, 3.0 V6 CDTi, 3.2 V6 05/03 - 74 -169 kW	774 501 00	774 494 00	with standard chassis; with ride height adjustment
1.8, 1.9 CDTi, 1.9 CDTi 16V, 2.0 DTI, 2.0 i Turbo, 2.2 DTI, 2.2 i, 2.8 V6 Turbo, 3.0 CDTi, 3.0 V6 CDTi, 3.2 V6 05/03 - 74 -169 kW		774 493 00	with standard chassis; Heavy Duty Version .
1.8, 1.9 CDTi, 1.9 CDTi 16V, 2.0 DTI, 2.0 i Turbo, 2.2 DTI, 2.2 i, 2.8 V6 Turbo, 3.0 CDTi, 3.0 V6 CDTi, 3.2 V6 05/03 - 74 -169 kW	774 506 00	774 498 00	with sports suspension
1.8, 1.9 CDTi, 1.9 CDTi 16V, 2.0 DTI, 2.0 i Turbo, 2.2 DTI, 2.2 i, 2.8 V6 Turbo, 3.0 CDTi, 3.0 V6 CDTi, 3.2 V6 05/03 - 74 -169 kW	774 508 00		with sports suspension; Heavy Duty Version .




VAUXHALL TIGRA			
1.4 16V, 1.6 16V 07/94 - 12/00 66 -78 kW	774 269 00	774 411 00	with standard chassis

VAUXHALL VECTRA Hatchback			
1.6 i, 1.6 i 16V 08/95 - 10/01 55 -74 kW	774 264 00	774 293 00	with standard chassis; without ride height adjustment
1.6 i, 1.6 i 16V 08/95 - 10/01 55 -74 kW	774 266 00		with standard chassis; Heavy Duty Version .
1.6 i, 1.6 i 16V 08/95 - 10/01 55 -74 kW		774 294 00	with standard chassis; with ride height adjustment
2.0 i 16V 10/95 - 01/01 100 kW	774 267 00	774 293 00	with standard chassis; without ride height adjustment
2.0 i 16V 10/95 - 01/01 100 kW	774 284 00		with standard chassis; Heavy Duty Version .
2.0 i 16V 10/95 - 01/01 100 kW		774 294 00	with standard chassis; with ride height adjustment
1.7 TD, 1.8 i 16V 10/95 - 60 -92 kW	774 266 00	774 293 00	with standard chassis; without ride height adjustment
1.7 TD, 1.8 i 16V 10/95 - 60 -92 kW	774 267 00		with standard chassis; Heavy Duty Version .
1.7 TD, 1.8 i 16V 10/95 - 60 -92 kW		774 294 00	with standard chassis; with ride height adjustment
2.0 Di 16V, 2.0 DTi 16V, 2.5 i GSi, 2.5 i V6, 2.6 i V6 08/95 - 60 -143 kW	774 284 00	774 293 00	with standard chassis; without ride height adjustment
2.0 Di 16V, 2.0 DTi 16V, 2.5 i V6, 2.6 i V6 08/95 - 60 -125 kW		774 293 00	with standard chassis; Heavy Duty Version .
2.0 Di 16V, 2.0 DTi 16V, 2.5 i GSi, 2.5 i V6, 2.6 i V6 08/95 - 60 -143 kW		774 294 00	with standard chassis; with ride height adjustment

VAUXHALL VECTRA			
1.6 i, 1.6 i 16V 08/95 - 10/01 55 -74 kW	774 264 00	774 293 00	with standard chassis




			
VAUXHALL			
VAUXHALL VECTRA			
1.6 i, 1.6 i 16V 08/95 - 10/01 55 -74 kW	774 266 00		with standard chassis; Heavy Duty Version .
1.6 i, 1.6 i 16V 08/95 - 10/01 55 -74 kW		774 294 00	with standard chassis; with ride height adjustment
2.0 i 16V 10/95 - 01/01 100 kW	774 267 00	774 293 00	with standard chassis; without ride height adjustment
2.0 i 16V 10/95 - 01/01 100 kW	774 284 00		with standard chassis; Heavy Duty Version .
2.0 i 16V 10/95 - 01/01 100 kW		774 294 00	with standard chassis; with ride height adjustment
1.7 TD, 1.8 i 16V 10/95 - 60 -92 kW	774 266 00	774 293 00	with standard chassis; without ride height adjustment
1.7 TD, 1.8 i 16V 10/95 - 60 -92 kW	774 267 00		with standard chassis; Heavy Duty Version .
1.7 TD, 1.8 i 16V 10/95 - 60 -92 kW		774 294 00	with standard chassis; with ride height adjustment
2.0 DI 16V, 2.0 DTI 16V, 2.5 i GSi, 2.5 i V6, 2.6 i V6 08/95 - 03/02 60 -143 kW	774 284 00	774 293 00	with standard chassis
2.0 DI 16V, 2.0 DTI 16V, 2.5 i V6, 2.6 i V6 08/95 - 03/02 60 -125 kW	774 201 00		with standard chassis; Heavy Duty Version .
2.0 DI 16V, 2.0 DTI 16V, 2.5 i GSi, 2.5 i V6, 2.6 i V6 08/95 - 03/02 60 -143 kW		774 294 00	with standard chassis; with ride height adjustment




VAUXHALL VECTRA Estate			
1.6 i, 1.6 i 16V 11/96 - 55 -74 kW	774 264 00	774 295 00	with standard chassis; without ride height adjustment
1.6 i, 1.6 i 16V 11/96 - 55 -74 kW	774 266 00		with standard chassis; Heavy Duty Version .
1.6 i, 1.6 i 16V 11/96 - 55 -74 kW		774 296 00	with standard chassis; with ride height adjustment
1.8 i 16V 11/96 - 85 -92 kW	774 266 00	774 295 00	with standard chassis; without ride height adjustment
1.8 i 16V 11/96 - 85 -92 kW	774 267 00		with standard chassis; Heavy Duty Version .
1.8 i 16V 11/96 - 85 -92 kW		774 296 00	with standard chassis; with ride height adjustment
2.0 i 16V 10/95 - 01/01 100 kW	774 267 00	774 295 00	with standard chassis; without ride height adjustment
2.0 i 16V 10/95 - 01/01 100 kW	774 284 00		with standard chassis; Heavy Duty Version .
2.0 i 16V 10/95 - 01/01 100 kW		774 296 00	with standard chassis; with ride height adjustment
2.0 DI 16V, 2.0 DTI 16V, 2.5 i V6, 2.6 i V6 08/95 - 03/02 60 -125 kW	774 284 00	774 295 00	with standard chassis; without ride height adjustment
2.0 DI 16V, 2.0 DTI 16V, 2.5 i V6, 2.6 i V6 08/95 - 03/02 60 -125 kW	774 201 00		with standard chassis; Heavy Duty Version .
2.0 DI 16V, 2.0 DTI 16V, 2.5 i V6, 2.6 i V6 08/95 - 03/02 60 -125 kW		774 296 00	with standard chassis; with ride height adjustment

			
VAUXHALL			
VAUXHALL VECTRA Mk II GTS			
1.6, 1.6 16V, 1.8, 1.8 16V, 1.8 16V Dualfuel, 1.9 CDTi, 1.9 CDTi 16V, 2.0 16V Turbo, 2.0 DTI 16V, 2.2 16V, 2.2 direct, 2.2 DTI 16V, 3.0 CDTi, 3.0 V6 CDTi, 3.2 V6 08/02 - 07/08 74 -155 kW	774 500 00	774 490 00	with standard chassis; manual transmission
1.6, 1.6 16V, 1.8, 1.8 16V, 1.8 16V Dualfuel, 1.9 CDTi, 1.9 CDTi 16V, 2.0 16V Turbo, 2.0 DTI 16V, 2.2 16V, 2.2 direct, 2.2 DTI 16V, 3.0 CDTi, 3.0 V6 CDTi, 3.2 V6 08/02 - 07/08 74 -155 kW	774 500 00	774 492 00	with standard chassis; with ride height adjustment; manual transmission
1.6, 1.6 16V, 1.8, 1.8 16V, 1.8 16V Dualfuel, 1.9 CDTi, 1.9 CDTi 16V, 2.0 16V Turbo, 2.0 DTI 16V, 2.2 16V, 2.2 direct, 2.2 DTI 16V, 3.0 CDTi, 3.0 V6 CDTi, 3.2 V6 08/02 - 07/08 74 -155 kW	774 502 00	774 491 00	with standard chassis; Heavy Duty Version .; manual transmission
1.8, 1.8 16V, 1.8 16V Dualfuel 08/02 - 07/08 90 -103 kW	774 501 00	774 490 00	with standard chassis; automatic transmission
1.8, 1.8 16V, 1.8 16V Dualfuel 08/02 - 07/08 90 -103 kW	774 501 00	774 492 00	with standard chassis; with ride height adjustment; automatic transmission
1.8, 1.8 16V, 1.8 16V Dualfuel 08/02 - 07/08 90 -103 kW	774 503 00	774 491 00	with standard chassis; Heavy Duty Version .; automatic transmission

VAUXHALL VECTRA Mk II			
1.6, 1.6 16V, 1.8, 1.8 16V, 1.8 16V Dualfuel, 1.9 CDTi, 1.9 CDTi 16V, 2.0 16V Turbo, 2.0 DTI 16V, 2.2 16V, 2.2 direct, 2.2 DTI 16V, 3.2 V6 06/03 - 74 -155 kW	774 500 00	774 490 00	with standard chassis; manual transmission
1.6, 1.6 16V, 1.8, 1.8 16V, 1.8 16V Dualfuel, 1.9 CDTi, 1.9 CDTi 16V, 2.0 16V Turbo, 2.0 DTI 16V, 2.2 16V, 2.2 direct, 2.2 DTI 16V, 3.0 CDTi, 3.0 V6 CDTi, 3.2 V6 06/03 - 74 -155 kW	774 502 00	774 491 00	with standard chassis; Heavy Duty Version .; manual transmission
1.6, 1.6 16V, 1.8, 1.8 16V, 1.8 16V Dualfuel, 1.9 CDTi, 1.9 CDTi 16V, 2.0 16V Turbo, 2.0 DTI 16V, 2.2 16V, 2.2 direct, 2.2 DTI 16V, 3.0 CDTi, 3.0 V6 CDTi, 3.2 V6 06/03 - 74 -155 kW	774 500 00	774 492 00	with standard chassis; with ride height adjustment; manual transmission
1.8, 1.8 16V, 1.8 16V Dualfuel 04/02 - 07/08 81 -103 kW	774 501 00	774 490 00	with standard chassis; automatic transmission
1.8, 1.8 16V, 1.8 16V Dualfuel 04/02 - 07/08 81 -103 kW	774 503 00	774 491 00	with standard chassis; Heavy Duty Version .; automatic transmission
1.8, 1.8 16V, 1.8 16V Dualfuel 04/02 - 07/08 81 -103 kW	774 501 00	774 492 00	with standard chassis; with ride height adjustment; automatic transmission
3.0 V6 CDTi 06/03 - 08/05 130 kW	774 500 00	774 490 00	with standard chassis; manual transmission
3.0 CDTi 08/05 - 07/08 135 kW	774 500 00	774 490 00	with standard chassis; manual transmission

VAUXHALL VECTRA Mk II Estate			
1.6 16V, 1.9 CDTi, 1.9 CDTi 16V, 2.0 16V Turbo, 2.0 DTI 16V, 2.2 direct, 2.2 DTI 16V, 3.0 CDTi, 3.0 V6 CDTi, 3.2 V6 10/03 - 07/08 74 -155 kW	774 500 00	774 495 00	with standard chassis

			
VAUXHALL			
VAUXHALL VECTRA Mk II Estate			
1.6 16V, 1.9 CDTI, 1.9 CDTI 16V, 2.0 16V Turbo, 2.0 DTI 16V, 2.2 direct, 2.2 DTI 16V, 3.0 CDTi, 3.0 V6 CDTI, 3.2 V6 10/03 - 07/08 74 -155 kW	774 505 00	774 499 00	with sports suspension
1.6 16V, 1.9 CDTI, 1.9 CDTI 16V, 2.0 16V Turbo, 2.0 DTI 16V, 2.2 direct, 2.2 DTI 16V, 3.0 CDTi, 3.0 V6 CDTI, 3.2 V6 10/03 - 07/08 74 -155 kW	774 502 00	774 493 00	with standard chassis; Heavy Duty Version .
1.6 16V, 1.9 CDTI, 1.9 CDTI 16V, 2.0 16V Turbo, 2.0 DTI 16V, 2.2 direct, 2.2 DTI 16V, 3.2 V6 10/03 - 07/08 74 -155 kW	774 507 00		with sports suspension; Heavy Duty Version .
1.8, 1.8 16V 10/03 - 07/08 90 -103 kW	774 500 00	774 495 00	with standard chassis; manual transmission
1.8, 1.8 16V 10/03 - 07/08 90 -103 kW	774 501 00	774 495 00	with standard chassis; automatic transmission
1.8, 1.8 16V 10/03 - 07/08 90 -103 kW	774 505 00	774 499 00	with sports suspension; manual transmission
1.8, 1.8 16V 10/03 - 07/08 90 -103 kW	774 506 00	774 499 00	with sports suspension; automatic transmission
1.8, 1.8 16V 10/03 - 07/08 90 -103 kW	774 502 00	774 493 00	with standard chassis; Heavy Duty Version .; manual transmission
1.8, 1.8 16V 10/03 - 07/08 90 -103 kW	774 503 00	774 493 00	with standard chassis; Heavy Duty Version .; automatic transmission
1.8, 1.8 16V 10/03 - 07/08 90 -103 kW	774 507 00		with sports suspension; Heavy Duty Version .; manual transmission
1.8, 1.8 16V 10/03 - 07/08 90 -103 kW	774 508 00		with sports suspension; Heavy Duty Version .; automatic transmission
VAUXHALL ZAFIRA			
1.6 16V 04/99 - 74 kW	774 266 00	774 210 00	with standard chassis
1.6 16V 04/99 - 74 kW	774 267 00		with standard chassis; Heavy Duty Version .
1.8 16V, 1.9 05/99 - 06/05 85 -147 kW	774 267 00	774 210 00	with standard chassis
1.8 16V, 1.9 05/99 - 06/05 85 -147 kW	774 284 00		with standard chassis; Heavy Duty Version .
2.0 DI 16V, 2.0 DTI 16V, 2.2 16V, 2.2 D 11/98 - 60 -108 kW	774 284 00	774 210 00	with standard chassis
2.0 DI 16V, 2.0 DTI 16V, 2.2 16V, 2.2 D 11/98 - 60 -108 kW	774 201 00	774 210 00	with standard chassis; Heavy Duty Version .
VAUXHALL ZAFIRA Mk II			
1.6, 1.7 CDTI, 1.7 TD, 1.8 04/05 - 77 -103 kW	774 346 00	774 317 00	with standard chassis
1.6, 1.7 CDTI, 1.7 TD, 1.8 04/05 - 77 -103 kW	774 347 00		with standard chassis; Heavy Duty Version .
1.6, 1.7 CDTI, 1.7 TD, 1.8 04/05 - 77 -103 kW		774 319 00	with standard chassis; with ride height adjustment
1.9 CDTI, 2.0, 2.2 07/05 - 88 -176 kW	774 347 00	774 317 00	with standard chassis




			
VAUXHALL			
VAUXHALL ZAFIRA Mk II			
1.9 CDTI, 2.0, 2.2 07/05 - 88 -176 kW	774 348 00		with standard chassis; Heavy Duty Version .
1.9 CDTI, 2.0, 2.2 07/05 - 88 -176 kW		774 319 00	with standard chassis; with ride height adjustment




VOLVO			
VOLVO S40 I (VS)			
1.6 03/99 - 05/00 80 kW		871 614 00	with standard chassis
1.6 09/95 - 08/99 77 kW		871 614 00	with standard chassis
1.8, 2.0, 2.0 T 07/95 - 08/99 85 -118 kW	871 609 00	871 614 00	with standard chassis
1.8, 1.8 i 03/98 - 04/00 90 -92 kW		871 614 00	with standard chassis
1.8, 1.8 i 05/00 - 12/03 90 -92 kW	871 925 00		with standard chassis
1.9 TD 07/95 - 08/99 66 kW	871 604 00	871 614 00	with standard chassis
1.9 DI 03/99 - 12/03 70 -85 kW	871 925 00		with standard chassis




VOLVO V40 Estate (VW)			
1.8, 1.8 i, 2.0, 2.0 T 07/95 - 08/99 85 -118 kW	871 609 00	871 617 00	with standard chassis; without ride height adjustment
1.8 09/99 - 04/00 90 kW		871 617 00	with standard chassis; without ride height adjustment
1.8 05/00 - 06/04 90 kW	871 925 00	871 458 00	with standard chassis; without ride height adjustment
1.8 i 06/01 - 06/04 90 kW	871 925 00	871 458 00	with standard chassis
1.9 TD 07/95 - 08/99 66 kW	871 604 00	871 617 00	with standard chassis
1.9 DI 03/99 - 04/00 70 kW		871 617 00	with standard chassis; without ride height adjustment
1.9 DI 05/00 - 07/00 70 kW	871 609 00	871 458 00	with standard chassis; without ride height adjustment
1.9 DI 07/00 - 06/04 75 -85 kW	871 925 00	871 458 00	with standard chassis




VOLVO S60			
2.4 11/00 - 103 -125 kW	871 941 00	871 471 00	with standard chassis; manual transmission
2.4 D5 07/01 - 120 kW	871 929 00	871 471 00	with standard chassis

VOLVO S70 (P80_)			
2.0, 2.0 Turbo, 2.3, 2.3 T-5, 2.3 Turbo, 2.4, 2.4 Turbo, 2.5, 2.5 Bifuel 01/97 - 11/00 93 -195 kW	871 926 00	871 473 00	with standard chassis; with ride height adjustment

			
VOLVO			
VOLVO C70 I Coupe			
2.0, 2.0 T, 2.3 T-5, 2.5, 2.5 T 03/97 - 09/02 120 -176 kW		871 474 00	with standard chassis; without ride height adjustment
2.0, 2.0 T, 2.3 T-5, 2.5, 2.5 T 03/97 - 09/02 120 -176 kW		871 452 00	with standard chassis; with ride height adjustment
VOLVO C70 I Convertible			
2.0, 2.0 T, 2.3 T5, 2.3 T-5, 2.4 T, 2.5, 2.5 T 03/98 - 10/05 120 -180 kW		871 474 00	with standard chassis; without ride height adjustment
VOLVO V70 I Estate (P80_)			
2.0, 2.0 Turbo, 2.4, 2.4 Bifuel, 2.4 Turbo, 2.5 TDI 01/97 - 05/00 93 -166 kW	871 926 00	871 451 00	with standard chassis
2.0, 2.0 Turbo, 2.4, 2.4 Bifuel, 2.4 Turbo, 2.5 TDI 01/97 - 05/00 93 -166 kW		871 945 00	with standard chassis; Heavy Duty Version .
2.0, 2.0 Turbo, 2.4, 2.4 Bifuel, 2.4 Turbo, 2.5 TDI 01/97 - 05/00 93 -166 kW		871 452 00	with standard chassis; with ride height adjustment
VOLVO V70 II Estate (P80_)			
2.0 T, 2.4, 2.4 Bifuel 03/00 - 103 -132 kW	871 929 00	871 471 00	with standard chassis; manual transmission
2.0 T, 2.4, 2.4 Bifuel 03/00 - 103 -132 kW	871 928 00	871 471 00	with standard chassis; automatic transmission
2.0 T, 2.4, 2.4 Bifuel 03/00 - 103 -132 kW		871 472 00	with standard chassis; with ride height adjustment
2.4 D, 2.4 D5, 2.4 T 03/00 - 93 -147 kW	871 928 00	871 471 00	with standard chassis
2.4 D, 2.4 D5, 2.4 T 03/00 - 93 -147 kW		871 492 00	with standard chassis; Heavy Duty Version .
2.4 D, 2.4 D5, 2.4 T 03/00 - 93 -147 kW		871 472 00	with standard chassis; with ride height adjustment
2.5 TDI 03/00 - 103 kW	871 940 00	871 471 00	with standard chassis
2.5 TDI 03/00 - 103 kW		871 472 00	with standard chassis; with ride height adjustment
VOLVO XC70 CROSS COUNTRY			
2.4 D5 AWD, 2.4 T XC AWD, 2.5 T XC AWD 09/02 - 136 -154 kW	871 942 00		with standard chassis; automatic transmission
VOLVO XC 90			
2.5 T 10/02 - 154 kW	871 924 00	871 456 00	with standard chassis
2.5 T, D5 10/02 - 120 -154 kW		871 492 00	with standard chassis; Heavy Duty Version .
2.5 T, D5 10/02 - 120 -154 kW		871 457 00	with standard chassis; with ride height adjustment
D5 10/02 - 120 -136 kW	871 924 00	871 456 00	with standard chassis

			
VOLVO			
VOLVO 140 (142, 144)			
1.8, 1.8 S, 2.0, 2.0 S 08/66 - 08/75 55 -91 kW	871 608 00	871 610 00	with standard chassis
VOLVO 240 (P242, P244)			
2.0, 2.1, 2.1 Turbo, 2.3, 2.3 i CAT, 2.4 Diesel, 2.7 GLT6 08/74 - 07/80 58 -114 kW	871 602 00	871 610 00	with standard chassis
2.0, 2.1, 2.1 Turbo, 2.3, 2.3 i CAT, 2.4 Diesel, 2.7 GLT6 08/74 - 07/80 58 -114 kW	871 603 00		with standard chassis; Heavy Duty Version .
VOLVO 240 Kombi (P245)			
2.0, 2.1, 2.1 Turbo, 2.3, 2.3 CAT, 2.3 i CAT, 2.4 Diesel, 2.7 GLT6, 2.8 08/74 - 09/82 50 -114 kW	871 602 00	871 611 00	with standard chassis
2.0, 2.1, 2.1 Turbo, 2.3, 2.3 CAT, 2.3 i CAT, 2.4 Diesel, 2.7 GLT6, 2.8 08/74 - 09/82 50 -114 kW	871 603 00	871 615 00	with standard chassis; Heavy Duty Version .
VOLVO 260 (P262, P264)			
2.7, 2.8 08/74 - 07/82 92 -114 kW	871 602 00	871 610 00	with standard chassis
2.7, 2.8 08/74 - 07/82 92 -114 kW	871 603 00		with standard chassis; Heavy Duty Version .
VOLVO 260 Coupe (P262)			
2.7 08/77 - 07/78 103 kW	871 602 00	871 610 00	with standard chassis
VOLVO 260 Estate (P265)			
2.7, 2.8 07/75 - 07/82 92 -114 kW	871 602 00	871 611 00	with standard chassis
2.7, 2.8 07/75 - 07/82 92 -114 kW	871 603 00	871 615 00	with standard chassis; Heavy Duty Version .
VOLVO 340-360 (343, 345)			
1.4 08/75 - 07/86 46 -52 kW	871 600 00		with standard chassis
VOLVO 340-360 Saloon (344)			
1.4 08/83 - 12/88 50 -53 kW	871 600 00		with standard chassis
VOLVO 440 K (445)			
1.6 09/88 - 12/96 61 kW	871 620 00	871 618 00	with standard chassis
1.8, 1.9 Turbo-Diesel, 2.0 08/92 - 12/96 66 -81 kW	871 621 00	871 618 00	with standard chassis
VOLVO 460 L (464)			
1.6 07/92 - 07/96 61 kW	871 620 00	871 618 00	with standard chassis
1.8, 1.9 Turbo-Diesel, 2.0 08/91 - 07/96 66 -81 kW	871 621 00	871 618 00	with standard chassis

			
VOLVO			
VOLVO 480 E			
1.7, 1.7 Turbo, 2.0 08/86 - 09/95	70 -90 kW	871 621 00	871 618 00 with standard chassis
VOLVO 740 (744)			
2.0, 2.0 GLE, 2.0 Turbo, 2.3, 2.3 GLE, 2.3 Turbo 08/85 - 08/91	76 -147 kW	871 606 00	871 612 00 with standard chassis
2.0 GLE 04/83 - 07/84	85 kW		871 612 00 with standard chassis
2.4 Diesel, 2.4 TD 08/84 - 07/92	60 -90 kW	871 607 00	871 612 00 with standard chassis
VOLVO 740 Kombi (745)			
2.0, 2.0 16V, 2.0 GLE, 2.0 Turbo, 2.3, 2.3 GL, 2.3 GLE, 2.3 Turbo 08/85 - 08/91	76 -147 kW	871 606 00	871 613 00 with standard chassis
2.4 Diesel, 2.4 TD Interc., 2.4 Turbo-Diesel 08/85 - 07/92	60 -90 kW	871 607 00	871 613 00 with standard chassis
VOLVO 760 (704, 764)			
2.3 Turbo, 2.4 D, 2.4 Turbo Diesel, 2.8 08/81 - 07/84	60 -127 kW		871 612 00 with standard chassis
2.3, 2.3 Turbo, 2.8 08/84 - 08/90	84 -134 kW	871 606 00	871 612 00 with standard chassis
2.4 D, 2.4 TD Interc., 2.4 Turbo Diesel 08/84 - 07/92	60 -85 kW	871 607 00	871 612 00 with standard chassis
VOLVO 760 Kombi (704, 765)			
2.3, 2.3 Turbo, 2.8 08/84 - 08/90	84 -134 kW	871 606 00	871 613 00 with standard chassis
2.4 D, 2.4 TD Interc. 01/82 - 07/92	60 -85 kW	871 607 00	871 613 00 with standard chassis
VOLVO 850 Estate (LW)			
2.0, 2.0 Turbo, 2.5 09/92 - 10/97	93 -155 kW	871 921 00	871 451 00 with standard chassis
2.0, 2.0 Turbo, 2.5 09/92 - 10/97	93 -155 kW		871 945 00 with standard chassis; Heavy Duty Version .
2.0, 2.0 Turbo, 2.5 09/92 - 10/97	93 -155 kW		871 452 00 with standard chassis; with ride height adjustment
2.3 T5, 2.3 T5-R 02/93 - 12/96	166 -184 kW	871 920 00	871 451 00 with standard chassis
2.3 T5, 2.3 T5-R 02/93 - 12/96	166 -184 kW		871 452 00 with standard chassis; with ride height adjustment
2.5 AWD 04/96 - 12/96	142 kW	871 943 00	with standard chassis
2.5 AWD 04/96 - 12/96	142 kW		871 475 00 with standard chassis; with ride height adjustment
2.5 TDI 08/95 - 12/96	103 kW		871 451 00 with standard chassis
2.5 TDI 08/95 - 12/96	103 kW		871 452 00 with standard chassis; with ride height adjustment

			
VOLVO			
VOLVO 960 Kombi (965)			
2.4 TD Interc., 2.9 08/90 - 07/94	85 -150 kW	871 613 00	with standard chassis; without ride height adjustment
2.4 TD Interc., 2.9 08/90 - 07/94	85 -150 kW	871 478 00	with standard chassis; Heavy Duty Version .; without ride height adjustment
2.4 TD Interc., 2.9 08/90 - 07/94	85 -150 kW	871 459 00	with standard chassis; with ride height adjustment



VW			
VW BORA (1J2)			
1.4 16V 03/00 - 05/05	55 kW	950 740 00	with standard chassis; with AC
1.6, 1.6 16V, 1.6 FSI, 1.8, 1.8 T, 1.9 SDI, 2.0 10/98 - 05/05	50 -132 kW	950 740 00	950 697 00 with standard chassis
1.6, 1.6 16V, 1.6 FSI, 1.8, 1.8 4motion, 1.8 T, 1.9 TDI, 2.0, 2.3 V5 10/98 - 05/05	66 -125 kW		950 678 00 with standard chassis; Heavy Duty Version .
2.3 V5 10/98 - 05/05	110 -125 kW	950 727 00	950 697 00 with standard chassis
1.9 TDI 10/98 - 05/05	66 -110 kW	950 726 00	950 697 00 with standard chassis




VW BORA Estate (1J6)			
1.4 16V 09/01 - 05/05	55 kW	950 740 00	with standard chassis; with AC
1.6, 1.6 16V, 1.6 FSI, 2.0 05/99 - 05/05	74 -85 kW	950 707 00	950 678 00 with standard chassis
1.6, 1.6 16V, 1.6 FSI, 1.8 T, 1.9 TDI, 2.0 05/99 - 05/05	66 -132 kW		950 679 00 with standard chassis; Heavy Duty Version .
1.8 T, 1.9 TDI, 2.3 V5, 2.8 VR6 03/00 - 05/05	66 -150 kW	950 726 00	950 678 00 with standard chassis




VW CADDY I (14)			
1.5, 1.6, 1.8 08/82 - 07/92	51 -70 kW	950 604 00	with standard chassis
1.5, 1.6, 1.8 08/82 - 07/92	51 -70 kW	950 201 00	with standard chassis; Heavy Duty Version .
1.6 D 08/82 - 07/92	40 kW	950 201 00	with standard chassis




VW CADDY II Estate (9K9B)			
1.4, 1.4 16V, 1.6, 1.6 GLS, 1.7 SDI, 1.9 D, 1.9 SDI, 1.9 TDI 11/95 - 01/04	42 -66 kW	871 504 00	with standard chassis

VW CADDY II Box (9K9A)			
1.4, 75 1.6 11/95 - 01/04	55 kW	871 504 00	950 690 00 with standard chassis
1.7 SDI, 1.9 D, 1.9 SDI, 1.9 TDI 11/95 - 01/04	42 -66 kW	871 504 00	950 678 00 with standard chassis

			
VW			
VW CADDY II Pickup (9U7)			
1.6, 1.9 D 06/96 - 12/00 47 -55 kW	873 208 00	871 495 00	with standard chassis
VW CADDY III Estate (2KB, 2KJ)			
1.4, 1.4 16V, 1.6 03/04 - 55 -75 kW	950 141 00		with standard chassis
1.4, 1.4 16V, 1.6 03/04 - 55 -75 kW	950 142 00		with standard chassis; Heavy Duty Version .
1.9 TDI, 2.0 SDI, 2.0 TDI 03/04 - 51 -103 kW	950 142 00		with standard chassis
VW CADDY III Box (2KA, 2KH, 2CA, 2CH)			
1.4, 1.4 16V, 1.6 03/04 - 55 -75 kW	950 141 00		with standard chassis
1.4, 1.4 16V, 1.6 03/04 - 55 -75 kW	950 142 00		with standard chassis; Heavy Duty Version .
1.9 TDI, 2.0 SDI 03/04 - 51 -77 kW	950 142 00		with standard chassis
VW CORRADO (53I)			
1.8 16V, 1.8 G60, 2.0 i, 2.0 i 16V, 2.9 VR6 09/88 - 12/95 85 -140 kW	950 281 00		with standard chassis
VW DERBY (86)			
0.9, 1.1, 1.3 02/77 - 09/81 29 -44 kW	950 601 00	950 634 00	with standard chassis
VW DERBY (86C, 80)			
1.0, 1.1, 1.3 08/81 - 12/84 29 -44 kW	950 603 00	950 634 00	with standard chassis
1.3 09/82 - 12/84 55 kW	950 649 00	950 634 00	with standard chassis
VW FOX (5Z1)			
1.2, 1.4 04/05 - 40 -55 kW	950 148 00	950 137 00	with standard chassis
1.2, 1.4 04/05 - 40 -55 kW	950 149 00	950 139 00	with standard chassis; Heavy Duty Version .
1.4 TDI 04/05 - 51 kW	950 149 00	950 139 00	with standard chassis
VW GOLF I (17)			
1.1, 1.5, 1.6 04/74 - 02/84 37 -55 kW	950 640 00	950 635 00	with standard chassis
1.1, 1.3, 1.5, 1.5 D, 1.6, 1.6 D, 1.6 GTI, 1.6 TD, 1.8 GTI 04/74 - 12/83 37 -82 kW		950 645 00	with standard chassis; Heavy Duty Version .
1.1, 1.3 08/79 - 12/83 38 -44 kW	950 642 00	950 635 00	with standard chassis
1.5 08/77 - 07/83 51 kW	950 640 00	950 635 00	with standard chassis
1.5 D 08/76 - 07/80 37 kW	950 624 00	950 635 00	with standard chassis

			
VW			
VW GOLF I (17)			
1.6 D, 1.6 GTI, 1.6 TD, 1.8 GTI 08/76 - 12/83 40 -82 kW	950 642 00	<i>950 643 00</i>	with standard chassis
VW GOLF I Cabriolet (155)			
1.5, 1.6, 1.8 01/79 - 12/89 51 -82 kW	950 605 00	950 645 00	with standard chassis
1.5, 1.6, 1.8 01/79 - 12/89 51 -82 kW	950 604 00		with standard chassis; Heavy Duty Version .
VW GOLF II (19E, 1G1)			
1.3, 1.3 CAT, 1.6, 1.6 G, 1.8, 1.8 i CAT 08/84 - 10/91 37 -66 kW	950 200 00	950 210 00	with standard chassis
1.8 GTI, 1.8 GTI CAT 08/83 - 10/91 77 -82 kW	950 201 00	950 210 00	with standard chassis
1.6 D, 1.6 TD, 1.6 TD CL 08/83 - 10/91 37 -59 kW	950 205 00	950 210 00	with standard chassis
VW GOLF III (1H1)			
1.0, 1.4, 1.6 09/94 - 08/97 37 -55 kW	950 687 00	950 652 00	for vehicles with "auxiliary axle" only; with standard chassis
1.0, 1.4, 1.6 09/94 - 08/97 37 -55 kW	950 687 00		for vehicles with "auxiliary axle" only; with standard chassis; Heavy Duty Version .
1.3 CL, 1.4, 1.6 08/91 - 08/94 40 -55 kW	950 647 00	950 652 00	for vehicles with "basic axle" only; with standard chassis
1.3 CL, 1.4, 1.6 08/91 - 08/94 40 -55 kW	950 283 00		for vehicles with "basic axle" only; with standard chassis; Heavy Duty Version .
1.6, 1.8, 1.9 D, 1.9 SDI, 1.9 TD,GTD, 1.9 TDI, 2.0, 2.0 GL 09/94 - 09/97 47 -85 kW	950 688 00	950 652 00	for vehicles with "auxiliary axle" only; with standard chassis
1.6, 1.8, 1.9 D, 1.9 SDI, 1.9 TD,GTD, 1.9 TDI, 2.0, 2.0 GL 09/94 - 09/97 47 -85 kW	950 706 00		for vehicles with "auxiliary axle" only; with standard chassis; Heavy Duty Version .
1.8, 1.9 D, 1.9 TD,GTD, 1.9 TDI, 2.0 11/91 - 08/94 48 -85 kW	950 283 00	950 652 00	for vehicles with "basic axle" only; with standard chassis
1.8, 1.9 D, 1.9 TD,GTD, 1.9 TDI, 2.0 11/91 - 08/94 48 -85 kW	950 284 00		for vehicles with "basic axle" only; with standard chassis; Heavy Duty Version .
2.0 GTI 16V 08/92 - 08/94 110 kW	950 284 00	950 653 00	with standard chassis
2.0 GTI 16V 09/94 - 08/97 110 kW	950 689 00	950 653 00	with standard chassis
2.8 VR6 01/92 - 08/94 128 kW		950 653 00	with standard chassis
2.8 VR6 09/94 - 09/97 120 -128 kW	950 705 00	950 653 00	with standard chassis
VW GOLF III Variant (1H5)			
1.4, 1.6 07/93 - 08/94 40 -55 kW	950 647 00	950 291 00	with standard chassis
1.4, 1.6, 1.8, 1.9 D, 1.9 TD, 1.9 TDI, 2.0 07/93 - 08/94 40 -85 kW	950 284 00	950 292 00	for vehicles with "basic axle " only; with standard chassis; Heavy Duty Version .
1.4, 1.6 09/94 - 04/99 40 -55 kW	950 687 00	950 291 00	with standard chassis

			
VW			
VW GOLF III Variant (1H5)			
1.4, 1.6 09/94 - 04/99 40 -55 kW	950 688 00	950 292 00	with standard chassis; Heavy Duty Version .
1.6, 1.8, 1.9 D, 1.9 TD, 1.9 TDI, 2.0 07/93 - 08/94 48 -85 kW	950 283 00	950 291 00	for vehicles with "basic axle" only; with standard chassis
1.6, 1.8, 1.9 D, 1.9 SDI, 1.9 TD, 1.9 TDI, 2.0 09/94 - 04/99 47 -85 kW	950 688 00	950 291 00	for vehicles with "auxiliary axle" only; with standard chassis
1.6, 1.8, 1.9 D, 1.9 SDI, 1.9 TD, 1.9 TDI, 2.0 09/94 - 04/99 47 -85 kW	950 706 00	950 291 00	for vehicles with "auxiliary axle" only; with standard chassis; Heavy Duty Version .
2.9 VR6 09/94 - 04/99 140 kW	950 705 00	950 291 00	with standard chassis
2.9 VR6 10/94 - 04/99 140 kW		950 292 00	with standard chassis; Heavy Duty Version .
VW GOLF III Cabriolet (1E7)			
1.6, 1.8, 1.9 TDI, 2.0 09/94 - 05/98 55 -85 kW	950 706 00		with standard chassis
1.8, 2.0 07/93 - 08/94 55 -85 kW	950 284 00		with standard chassis
VW GOLF IV (1J1)			
1.4 16V, 1.6, 1.6 16V, 1.6 FSI, 1.8 08/97 - 06/05 55 -92 kW	950 740 00	950 671 00	with standard chassis
1.4 16V, 1.6, 1.6 16V, 1.6 FSI, 1.8 08/97 - 06/05 55 -92 kW	950 726 00	950 678 00	with standard chassis; Heavy Duty Version .
1.4 16V, 1.8, 1.8 T, 1.8 T GTI 08/97 - 06/05 55 -132 kW	950 727 00	950 698 00	with sports suspension
1.6, 1.6 16V, 1.6 FSI 08/97 - 06/05 68 -81 kW	950 728 00	950 698 00	with sports suspension
1.8 T, 1.8 T GTI 08/97 - 06/05 110 -132 kW	950 740 00	950 671 00	with standard chassis; manual transmission
1.8 T, 1.8 T GTI 08/97 - 06/05 110 -132 kW	950 726 00	950 671 00	with standard chassis; automatic transmission
1.8 T, 1.8 T GTI 08/97 - 06/05 110 -132 kW		950 678 00	with standard chassis; Heavy Duty Version .
1.6 D, 1.9 SDI, 1.9 TDI, 2.0, 2.3 V5 08/97 - 06/05 40 -125 kW	950 726 00	950 671 00	with standard chassis
1.6 D, 1.9 SDI, 1.9 TDI, 2.0, 2.3 V5 08/97 - 06/05 40 -125 kW		950 678 00	with standard chassis; Heavy Duty Version .
VW GOLF IV Variant (1J5)			
1.4 16V, 1.6, 1.6 16V, 1.6 FSI, 1.9 SDI, 2.0 Bi-Fuel 05/99 - 06/06 50 -85 kW	950 707 00	950 678 00	with standard chassis
1.4 16V, 1.6, 1.6 16V, 1.6 FSI, 1.9 SDI 05/99 - 06/06 50 -85 kW	950 726 00	950 679 00	with standard chassis; Heavy Duty Version .
1.8 T, 1.9 TDI, 1.9 TDi GTI, 2.0, 2.3 V5 05/99 - 06/06 66 -125 kW	950 726 00	950 678 00	with standard chassis
1.8 T, 1.9 TDI, 1.9 TDi GTI 08/99 - 06/06 66 -110 kW		950 679 00	with standard chassis; Heavy Duty Version .

			
VW			
VW GOLF IV Cabriolet (1E7)			
1.6, 1.8, 1.9 TDI, 2.0 06/98 - 06/02	55 -85 kW	950 706 00	with standard chassis




VW GOLF V (1K1)			
1.4 16V, 1.4 FSI, 1.4 TSI, 1.6, 1.6 FSI, 1.6 MultiFuel, 1.8, 1.9 SDi, 2.0 SDI 10/03 -	47 -125 kW	950 143 00	950 133 00 with standard chassis
2.0 GTI 10/04 -	147 -169 kW	950 146 00	950 135 00 with standard chassis
1.9 TDI, 2.0 FSI 01/04 -	66 -110 kW	950 144 00	950 134 00 with standard chassis
2.0 GTD, 2.0 TDI, 2.0 TDI 16V 10/03 -	100 -125 kW	950 145 00	950 134 00 with standard chassis




VW GOLF V Variant (1K5)			
1.4 06/07 -	59 kW	950 143 00	950 134 00 with standard chassis
1.4 06/07 -	59 kW	950 144 00	950 136 00 with standard chassis; Heavy Duty Version .
1.4 TSI, 1.6 06/07 -	75 -90 kW	950 144 00	950 134 00 with standard chassis
1.4 TSI, 1.6 06/07 -	75 -90 kW	950 145 00	950 136 00 with standard chassis; Heavy Duty Version .
1.4 TSI, 1.9 TDI, 2.0 06/07 -	77 -147 kW	950 145 00	950 136 00 with standard chassis
1.4 TSI, 1.9 TDI, 2.0 06/07 -	77 -147 kW	950 129 00	950 131 00 with standard chassis; Heavy Duty Version .
2.0 TDI, 2.0 TDI 16V 06/07 -	100 -103 kW	950 129 00	950 136 00 with standard chassis
2.0 TDI, 2.0 TDI 16V 06/07 -	100 -103 kW	950 141 00	950 131 00 with standard chassis; Heavy Duty Version .

VW GOLF PLUS (5M1, 521)			
1.4 16V, 1.4 FSI, 1.4 TSI, 1.6, 1.6 FSI 01/05 -	55 -125 kW	950 144 00	950 134 00 with standard chassis
2.0 TDI, 2.0 TDI 16V 01/05 -	81 -103 kW	950 129 00	950 136 00 with standard chassis

VW JETTA I (16)			
1.1, 1.3, 1.5, 1.5 D, 1.6, 1.6 D, 1.6 GLI, 1.6 TD, 1.8 08/78 - 02/84	37 -82 kW	950 605 00	950 606 00 with standard chassis
1.1, 1.3, 1.5, 1.5 D, 1.6, 1.6 D, 1.6 GLI, 1.6 TD, 1.8 08/78 - 02/84	37 -82 kW	950 604 00	with standard chassis; Heavy Duty Version .

VW JETTA II (19E, 1G2)			
1.3, 1.3 CAT, 1.6, 1.8, 1.8 CAT 01/84 - 10/91	40 -82 kW	950 200 00	950 210 00 with standard chassis
1.6 D, 1.6 TD 01/84 - 10/91	40 -59 kW	950 205 00	950 210 00 with standard chassis

			
VW			
VW KAEFER			
1300 1.3, 1302 1.2, 1302 1.3, 1302 1.6, 1303 1.2, 1303 1.3, 1303 1.6, 1303 LS,S 1.6 08/70 - 12/79 25 -37 kW	950 621 00		with standard chassis
VW LUPO (6X1, 6E1)			
1.0, 1.4 09/98 - 07/05 37 -44 kW	950 708 00	950 690 00	with standard chassis
1.0, 1.4, 1.4 16V, 1.4 TDI, 1.7 SDI 09/98 - 07/05 37 -55 kW	950 721 00		with standard chassis; Heavy Duty Version .
1.4 16V, 1.4 TDI, 1.7 SDI 09/98 - 07/05 44 -55 kW	950 726 00	950 690 00	with standard chassis
1.4 FSI 02/01 - 07/05 77 kW	950 726 00	950 218 00	with standard chassis
1.6 GTI 09/00 - 07/05 92 kW		950 218 00	with standard chassis
1.2 TDI 3L, 1.4 16V 07/99 - 07/05 45 -74 kW	950 708 00	950 218 00	with standard chassis
1.2 TDI 3L, 1.4 16V, 1.4 FSI, 1.6 GTI 07/99 - 07/05 45 -92 kW	950 721 00	950 690 00	with standard chassis; Heavy Duty Version .
VW NEW BEETLE (9C1, 1C1)			
1.4, 1.6, 1.8 T 10/99 - 55 -132 kW	950 725 00	950 698 00	with standard chassis
1.4, 1.6, 1.8 T, 1.9 TDI, 2.0, 2.5 Turbo 01/98 - 55 -132 kW		950 678 00	with standard chassis; Heavy Duty Version .
1.9 TDI, 2.0, 2.5 Turbo 01/98 - 66 -110 kW	950 728 00	950 698 00	with standard chassis
VW PASSAT (32)			
1.3, 1.5, 1.6 05/73 - 07/80 40 -63 kW	950 600 00		with standard chassis
VW PASSAT Variant (33)			
1.3, 1.5, 1.6, 1.6 i 05/73 - 07/80 40 -81 kW	950 600 00	950 632 00	with standard chassis
1.5 D, 1.6 D 02/77 - 07/80 37 -40 kW		950 632 00	with standard chassis
VW PASSAT (32B)			
1.3, 1.6, 1.8, 1.9 08/82 - 03/88 40 -85 kW	950 648 00	950 636 00	with standard chassis
1.3, 1.6, 1.6 D, 1.6 TD, 1.8, 1.9, 2.0, 2.1, 2.2 08/82 - 03/88 40 -85 kW		950 637 00	with standard chassis; Heavy Duty Version .
1.6 08/87 - 08/87 51 kW	950 648 00	950 636 00	with standard chassis
1.6 08/84 - 08/87 53 kW	950 648 00	950 636 00	with standard chassis
2.0 08/82 - 07/84 85 kW	950 648 00	950 636 00	with standard chassis
2.0 08/84 - 03/88 85 kW		950 636 00	with standard chassis




			
VW			
VW PASSAT (32B)			
2.1 01/81 - 07/82 85 kW	950 609 00		with standard chassis
2.1 08/82 - 07/83 85 kW		950 636 00	with standard chassis
1.6 D, 1.6 TD 08/84 - 03/88 40 -59 kW		950 636 00	with standard chassis
1.6 D 08/80 - 07/84 40 kW		950 636 00	with standard chassis

VW PASSAT Saloon (32B)			
1.6 01/85 - 03/88 51 -55 kW	<i>950 648 00</i>	950 636 00	with standard chassis
1.6, 1.6 TD, 1.8, 2.0, 2.2 08/82 - 03/88 51 -85 kW		950 637 00	with standard chassis; Heavy Duty Version .
1.6 TD, 1.8, 2.0, 2.2 08/84 - 03/88 51 -85 kW		950 636 00	with standard chassis

VW PASSAT Variant (32B)			
1.3, 1.6, 1.8, 1.9 08/82 - 07/84 40 -85 kW	<i>950 648 00</i>	950 637 00	with standard chassis
1.3, 1.6, 1.6 D, 1.6 TD, 1.8, 1.9, 2.0, 2.1, 2.2 08/82 - 03/88 40 -100 kW		950 638 00	with standard chassis; Heavy Duty Version .
1.6 08/84 - 03/88 51 -53 kW	<i>950 648 00</i>	950 637 00	with standard chassis
1.9 07/82 - 07/83 85 kW		<i>950 632 00</i>	with standard chassis
2.0 08/83 - 07/84 85 kW	<i>950 648 00</i>	950 637 00	with standard chassis
2.0 08/84 - 03/88 85 kW		950 637 00	with standard chassis
2.1 01/81 - 07/82 85 kW	950 609 00	<i>950 632 00</i>	with standard chassis




VW PASSAT (3A2, 35I)			
1.6, 1.6 TD, 1.8, 1.8 GL, 1.9 D, 1.9 TD, 2.0, 2.0 16V 02/88 - 07/93 50 -102 kW	950 280 00	950 277 00	with standard chassis
1.6, 1.6 TD, 1.8, 1.8 16V, 1.8 GL, 1.9 D, 1.9 TD, 1.9 TDI, 2.0, 2.0 16V, 2.8 VR6 02/88 - 08/96 50 -128 kW		950 278 00	with standard chassis; Heavy Duty Version .
1.6, 1.8 09/93 - 08/96 55 -74 kW	950 286 00	950 277 00	with standard chassis
2.8 VR6 06/91 - 08/96 128 kW	950 288 00	950 277 00	with standard chassis
1.9 TD, 1.9 TDI, 2.0, 2.0 16V 10/93 - 08/96 55 -110 kW	950 287 00	950 277 00	with standard chassis

VW PASSAT Variant (3A5, 35I)			
1.6, 1.6 TD, 1.8, 1.8 16V, 1.9 D, 1.9 TD, 2.0, 2.0 16V 02/88 - 07/93 50 -125 kW	950 280 00	950 278 00	-> CH.Nr.: 31-P-026435; with standard chassis
1.6, 1.6 TD, 1.8, 1.8 16V, 1.9 D, 1.9 TD, 2.0, 2.0 16V, 2.8 VR6 02/88 - 07/93 50 -128 kW		950 290 00	-> CH.Nr.: 31-P-026435; with standard chassis; Heavy Duty Version .

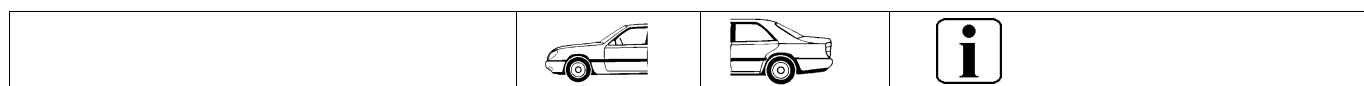
			
VW			
VW PASSAT Variant (3A5, 35I)			
1.6, 1.8 08/93 - 05/97 55 -74 kW	950 286 00	950 294 00	CH.Nr.: 31-P-026 435 ->; with standard chassis
1.6, 1.8, 1.9 D, 1.9 TD, 1.9 TDI, 2.0, 2.0 16V 10/93 - 05/97 50 -110 kW	950 289 00	950 295 00	with standard chassis
2.8 VR6 06/91 - 08/93 128 kW	950 288 00	950 278 00	with standard chassis
2.8 VR6 10/93 - 05/97 128 kW	950 288 00	950 295 00	with standard chassis
1.9 D, 1.9 TD, 1.9 TDI, 2.0, 2.0 16V 10/93 - 05/97 50 -110 kW	950 287 00	950 294 00	CH.Nr.: 31-P-026436 ->; with standard chassis

VW PASSAT (3B2)			
1.6 10/96 - 11/00 74 kW	950 702 00	950 692 00	with standard chassis
1.6 10/96 - 11/00 74 kW	950 703 00	950 693 00	with standard chassis; Heavy Duty Version .
1.8, 1.8 T, 1.9 TDI, 2.5 TDI 10/96 - 11/00 66 -110 kW	950 681 00	950 639 00	with standard chassis
1.8, 1.8 T, 1.9 TDI, 2.3 VR5, 2.5 TDI 10/96 - 11/00 66 -110 kW	950 741 00	950 693 00	with standard chassis; Heavy Duty Version .
1.8 Syncro/4motion, 1.9 TDI 4motion, 1.9 TDI Syncro/4motion, 2.5 TDI Syncro/4motion 10/96 - 11/00 81 -110 kW	950 681 00	950 694 00	with standard chassis
1.8 Syncro/4motion, 1.8 T Syncro, 2.3 VR5 Syncro/4motion, 2.8 V6 Syncro/4motion 10/96 - 11/00 92 -142 kW	950 741 00	950 658 00	with standard chassis; Heavy Duty Version .
1.8 T Syncro, 2.3 VR5 Syncro/4motion 11/96 - 11/00 110 kW	950 704 00	950 695 00	with standard chassis
2.3 VR5 10/96 - 11/00 110 kW	950 704 00	950 654 00	with standard chassis
2.8 V6 08/96 - 11/00 140 -142 kW	950 703 00	950 693 00	with standard chassis
2.8 V6 08/96 - 11/00 140 -142 kW	950 741 00		with standard chassis; Heavy Duty Version .
2.8 V6 Syncro/4motion 10/96 - 11/00 142 kW	950 703 00	950 695 00	with standard chassis

VW PASSAT Variant (3B5)			
1.6 06/97 - 11/00 74 kW	950 702 00	950 639 00	with standard chassis
1.6 06/97 - 11/00 74 kW	950 703 00	950 693 00	with standard chassis; Heavy Duty Version .
1.8, 1.8 T, 1.9 TDI, 2.5 TDI 06/97 - 11/00 66 -110 kW	950 681 00	950 654 00	with standard chassis
1.8, 1.8 T, 1.9 TDI, 2.3 VR5, 2.5 TDI, 2.8 V6 06/97 - 11/00 66 -142 kW	950 741 00	950 693 00	with standard chassis; Heavy Duty Version .
1.8 Syncro/4motion, 1.9 TDI 4motion, 1.9 TDI Syncro/4motion, 2.5 TDI Syncro/4motion 06/97 - 11/00 81 -110 kW	950 681 00	950 658 00	with standard chassis

			
VW			
VW PASSAT Variant (3B5)			
2.3 VR5 06/97 - 11/00	110 kW	950 704 00	950 654 00 with standard chassis
2.3 VR5 Syncro/4motion 10/97 - 11/00	110 kW	950 704 00	950 658 00 with standard chassis
2.8 V6 06/97 - 11/00	132 -142 kW	950 703 00	950 654 00 with standard chassis
2.8 V6 Syncro/4motion 06/97 - 11/00	142 kW	950 703 00	950 658 00 with standard chassis




VW PASSAT (3B3)			
1.6 11/00 - 05/05	75 kW	950 742 00	950 692 00 with standard chassis
1.6 11/00 - 05/05	75 kW	950 703 00	950 693 00 with standard chassis; Heavy Duty Version .
1.8 T 20V 11/00 - 05/05	110 kW	950 681 00	950 692 00 with standard chassis; manual transmission
1.8 T 20V 11/00 - 05/05	110 kW	950 702 00	950 692 00 with standard chassis; automatic transmission
1.8 T 20V, 2.0, 2.0 4motion, 2.3 V5, 2.3 V5 4motion 11/00 - 05/05	85 -125 kW	950 741 00	950 693 00 with standard chassis; Heavy Duty Version .
2.0 11/00 - 05/05	85 -96 kW	950 681 00	950 692 00 with standard chassis
2.0 4motion 11/00 - 05/05	85 kW	950 681 00	950 639 00 with standard chassis
2.3 V5 11/00 - 05/05	125 kW	950 702 00	950 692 00 with standard chassis; manual transmission
2.3 V5 11/00 - 05/05	125 kW	950 703 00	950 692 00 with standard chassis; automatic transmission
2.3 V5 4motion 11/00 - 05/05	125 kW	950 703 00	950 639 00 with standard chassis
2.8 4motion 11/00 - 05/05	142 kW	950 703 00	950 639 00 with standard chassis; manual transmission
2.8 4motion 11/00 - 05/05	142 kW	950 741 00	950 639 00 with standard chassis; automatic transmission
2.8 4motion 11/00 - 05/05	142 kW		950 693 00 with standard chassis; Heavy Duty Version .; automatic transmission
2.8 4motion 11/00 - 05/05	142 kW	950 741 00	950 693 00 with standard chassis; Heavy Duty Version .; manual transmission
1.9 TDI 11/00 - 05/05	74 -96 kW	950 702 00	950 692 00 with standard chassis; manual transmission
1.9 TDI 11/00 - 05/05	74 -96 kW	950 703 00	950 692 00 with standard chassis; automatic transmission
1.9 TDI 11/00 - 05/05	74 -96 kW	950 741 00	950 693 00 with standard chassis; Heavy Duty Version .
1.9 TDI 4motion 11/00 - 05/05	96 kW	950 702 00	950 639 00 with standard chassis
1.9 TDI 4motion 11/00 - 05/05	96 kW	950 741 00	950 693 00 with standard chassis; Heavy Duty Version .
2.5 TDI, 2.5 TDI 4motion 11/00 - 05/05	110 -132 kW	950 741 00	950 692 00 with standard chassis
2.5 TDI, 2.5 TDI 4motion 11/00 - 05/05	110 -132 kW		950 693 00 with standard chassis; Heavy Duty Version .









VW
VW PASSAT (3B3)




VW PASSAT Variant (3B6)




1.6 11/00 - 05/05 75 kW	950 742 00	950 639 00	with standard chassis
1.6 11/00 - 05/05 75 kW	950 703 00	950 693 00	with standard chassis; Heavy Duty Version .
1.8 T, 1.8 T 20V 11/00 - 08/05 110 -125 kW	950 681 00	950 639 00	with standard chassis; manual transmission
1.8 T, 1.8 T 20V 11/00 - 08/05 110 -125 kW	950 702 00	950 639 00	with standard chassis; automatic transmission
1.8 T, 1.8 T 20V 11/00 - 08/05 110 -125 kW	950 741 00	950 693 00	with standard chassis; Heavy Duty Version .
2.0 11/00 - 05/05 85 -96 kW	950 681 00	950 639 00	with standard chassis
2.0 11/00 - 05/05 85 -96 kW	950 741 00	950 693 00	with standard chassis; Heavy Duty Version .
2.0 4motion 11/00 - 05/05 85 kW	950 681 00	950 693 00	with standard chassis
2.0 4motion 11/00 - 05/05 85 kW	950 741 00		with standard chassis; Heavy Duty Version .
2.3 VR5 11/00 - 05/05 125 kW	950 702 00	950 639 00	with standard chassis; manual transmission
2.3 VR5 11/00 - 05/05 125 kW	950 703 00	950 639 00	with standard chassis; automatic transmission
2.3 VR5 11/00 - 05/05 125 kW	950 741 00	950 693 00	with standard chassis; Heavy Duty Version .
2.3 VR5 4motion 11/00 - 05/05 125 kW	950 703 00	950 693 00	with standard chassis
2.3 VR5 4motion 11/00 - 05/05 125 kW	950 741 00		with standard chassis; Heavy Duty Version .
2.8 4motion 11/00 - 05/05 142 kW	950 703 00	950 693 00	with standard chassis; manual transmission
2.8 4motion 11/00 - 05/05 142 kW	950 741 00	950 693 00	with standard chassis; automatic transmission
2.8 4motion 11/00 - 05/05 142 kW	950 741 00		with standard chassis; Heavy Duty Version .; manual transmission
1.9 TDI 11/00 - 05/05 96 kW	950 702 00	950 692 00	with standard chassis; manual transmission; Not for 6 speed manual transmission
1.9 TDI 11/00 - 05/05 96 kW	950 703 00	950 639 00	with standard chassis; automatic transmission
1.9 TDI 11/00 - 05/05 96 kW	950 741 00		with standard chassis; Heavy Duty Version .; automatic transmission
1.9 TDI 11/00 - 05/05 96 kW	950 741 00	950 693 00	with standard chassis; Heavy Duty Version .; manual transmission; Not for 6 speed manual transmission
2.5 TDI 11/00 - 05/05 110 kW	950 741 00	950 692 00	with standard chassis
2.5 TDI 11/00 - 05/05 110 -120 kW		950 693 00	with standard chassis; Heavy Duty Version .
2.5 TDI 4motion 11/00 - 05/05 110 kW	950 741 00	950 693 00	with standard chassis




			
VW			
VW PASSAT (3C2)			
1.4 TSI, 1.4 TSI EcoFuel, 1.6, 1.6 FSI, 1.6 TDI 03/05 - 75 -110 kW	950 164 00	950 335 00	with standard chassis
1.8 TSI, 2.0 FSI 03/05 - 110 -118 kW	950 165 00	950 335 00	with standard chassis
2.0 FSI 4motion 09/05 - 110 kW	950 166 00	950 336 00	with standard chassis
2.0 FSI, 2.0 TFSI 07/05 - 125 -147 kW	950 166 00	950 335 00	with standard chassis
1.9 TDI, 2.0 BlueTDI, 2.0 TDI, 2.0 TDI 16V 03/05 - 77 -125 kW	950 167 00	950 335 00	with standard chassis
2.0 TDI 4motion, 2.0 TDI 16V 4motion, 2.0 TDI 4motion 03/05 - 103 -125 kW	950 167 00	950 336 00	with standard chassis
VW PASSAT Variant (3C5)			
1.4 TSI, 1.4 TSI EcoFuel, 1.6, 1.6 FSI 08/05 - 75 -110 kW	950 164 00	950 336 00	with standard chassis
2.0 FSI 4motion 09/05 - 110 kW	950 166 00	950 337 00	with standard chassis
2.0 FSI, 2.0 TFSI 08/05 - 125 -147 kW	950 166 00	950 336 00	with standard chassis
1.6 TDI, 1.8 TSI, 2.0 FSI 08/05 - 77 -118 kW	950 165 00	950 336 00	with standard chassis
1.9 TDI, 2.0 BlueTDI, 2.0 TDI, 2.0 TDI 16V 08/05 - 77 -125 kW	950 167 00	950 336 00	with standard chassis
2.0 TDI 4motion, 2.0 TDI 16V 4motion, 2.0 TDI 4motion 08/05 - 103 -125 kW	950 167 00	950 337 00	with standard chassis
VW POLO (86)			
0.8, 0.9, 1.1, 1.3 03/75 - 09/81 25 -44 kW	950 601 00	950 634 00	with standard chassis
VW POLO (86C, 80)			
0.9, 1.0, 1.0 CAT, 1.1, 1.3, 1.3 CAT 10/81 - 09/94 29 -44 kW	950 603 00	950 634 00	with standard chassis
1.3, 1.3 CAT 09/82 - 03/91 55 -56 kW	950 649 00	950 634 00	with standard chassis
VW POLO CLASSIC (86C, 80)			
1.0, 1.3, 1.3 CAT 01/85 - 09/94 29 -40 kW	950 603 00	950 634 00	with standard chassis
VW POLO Coupe (86C, 80)			
1.0, 1.0 CAT, 1.1, 1.3, 1.3 CAT 10/81 - 08/94 29 -44 kW	950 603 00	950 634 00	with standard chassis
1.3, 1.3 CAT 09/82 - 09/94 55 -57 kW	950 649 00	950 634 00	with standard chassis
VW POLO Box (86CF)			
1.0, 1.3, 1.4 D 08/92 - 07/94 33 -40 kW	950 603 00	950 634 00	with standard chassis

			
VW			
VW POLO (6N1)			
1.7 SDI, 100 1.4 16V, 120 1.6 16V GTI, 45 1.0, 50 1.0, 55 1.3, 55 1.4, 60 1.4, 60 1.7 SDI, 64 1.9 D, 64 1.9 SDI, 75 1.6 10/94 - 10/99 33 -88 kW	950 301 00	950 293 00	with standard chassis
VW POLO Box (6NF)			
1.0, 1.4, 1.7 SDI, 1.9 D, 1.9 SDI 10/94 - 10/99 33 -47 kW	950 301 00	950 293 00	with standard chassis
VW POLO CLASSIC (6KV2)			
100 1.6, 54 1.4, 60 1.4, 75 1.6 11/95 - 10/99 40 -74 kW	950 301 00	950 110 00	with standard chassis
100 1.6, 54 1.4, 60 1.4, 75 1.6 11/95 - 09/99 40 -74 kW		950 710 00	with standard chassis; Heavy Duty Version .
100 1.6, 60 1.4, 75 1.4 16V, 75 1.6 10/99 - 09/01 44 -74 kW	871 507 00	950 110 00	with standard chassis
90 1.8 01/97 - 09/99 66 kW		950 110 00	with standard chassis
90 1.8 10/99 - 09/01 66 kW	950 748 00	950 110 00	with standard chassis
57 1.7 SDI 07/97 - 09/99 42 kW	871 506 00	950 110 00	with standard chassis
57 1.7 SDI 10/99 - 09/01 42 kW		950 110 00	with standard chassis
57 1.7 SDI 10/99 - 09/01 42 kW	950 748 00		with standard chassis; Heavy Duty Version .
1.9 D, 64 1.9 D, 64 1.9 SDI 12/95 - 09/99 47 -48 kW	871 504 00	950 110 00	with standard chassis
1.9 D, 68 1.9 SDI 10/99 - 09/01 48 -50 kW	871 507 00	950 110 00	with standard chassis
1.9 D, 100 1.6, 110 1.9 TDI, 57 1.7 SDI, 60 1.4, 64 1.9 D, 64 1.9 SDI, 68 1.9 SDI, 75 1.4 16V, 75 1.6, 90 1.8, 90 1.9 TDI 11/95 - 09/01 42 -81 kW		871 497 00	with standard chassis; Heavy Duty Version .
110 1.9 TDI, 90 1.9 TDI 09/96 - 09/99 66 -81 kW	871 504 00	950 110 00	with standard chassis
110 1.9 TDI, 90 1.9 TDI 10/99 - 09/01 66 -81 kW	950 748 00	950 110 00	with standard chassis
VW POLO Variant (6KV5)			
1.4, 1.6 05/97 - 09/99 40 -74 kW	950 301 00	950 710 00	with standard chassis
1.4, 1.4 16V, 1.6 10/99 - 09/01 40 -74 kW	871 507 00	871 497 00	with standard chassis
1.4, 1.4 16V, 1.6, 1.7 SDI, 1.8, 1.9 SDI, 1.9 TDI 10/99 - 09/01 40 -81 kW		950 730 00	with standard chassis; Heavy Duty Version .
1.8, 1.9 TDI 05/97 - 09/99 66 -81 kW	871 504 00	950 710 00	with standard chassis
1.8, 1.9 TDI 10/99 - 09/01 66 -81 kW	950 748 00	871 497 00	with standard chassis
1.7 SDI 08/97 - 09/99 42 kW	871 506 00	950 710 00	with standard chassis
1.7 SDI 10/99 - 09/01 42 kW	950 748 00	871 497 00	with standard chassis

			
VW			
VW POLO Variant (6KV5)			
1.9 SDI 06/97 - 09/99 47 kW	871 504 00	950 710 00	with standard chassis
1.9 SDI 10/99 - 09/01 47 -50 kW	871 507 00	871 497 00	with standard chassis
VW POLO (6N2)			
1.4, 1.4 16V 10/99 - 09/01 40 -74 kW	950 722 00	950 293 00	with standard chassis
1.4 TDI, 1.7 SDI, 1.9 D, 1.9 SDI 10/99 - 09/01 44 -66 kW	950 723 00	950 293 00	with standard chassis
VW POLO (9N_)			
1.2 10/01 - 40 -51 kW	950 147 00	950 137 00	with standard chassis
1.4, 1.4 16V, 1.4 FSI 02/02 - 55 -74 kW	950 148 00	950 137 00	with standard chassis
1.4 TDI, 1.6 16V, 1.9 SDI, 1.9 TDI 11/03 - 47 -96 kW	950 149 00	950 137 00	with standard chassis
VW POLO Saloon			
1.4 07/03 - 55 -74 kW	950 147 00	950 137 00	with standard chassis
VW SANTANA (32B)			
1.3, 1.3 CX, 1.6, 1.8 08/82 - 12/84 44 -66 kW	950 648 00	950 636 00	with standard chassis
1.6 D, 1.6 TD, 1.9, 2.0, 2.1 08/81 - 12/84 40 -85 kW		950 636 00	with standard chassis
VW SANTANA			
1.8 08/84 - 07/94 66 kW	950 648 00	950 636 00	with standard chassis
VW SANTANA Variant			
1.8 03/88 - 07/93 68 -71 kW	950 280 00	950 278 00	-> CH.Nr.: 31-P-026435; with standard chassis
1.8 03/88 - 07/93 68 -71 kW		950 290 00	-> CH.Nr.: 31-P-026435; with standard chassis; Heavy Duty Version .
1.8 08/93 - 07/96 63 -72 kW	950 286 00	950 294 00	CH.Nr.: 31-P-026436 ->; with standard chassis
VW SCIROCCO (53)			
1.1, 1.3, 1.5, 1.6 02/74 - 07/80 37 -81 kW	950 640 00	950 643 00	with standard chassis
VW SCIROCCO (53B)			
1.3, 1.5, 1.6, 1.8, 1.8 16V 08/80 - 07/89 44 -102 kW	950 642 00	950 643 00	with standard chassis
1.3, 1.5, 1.6, 1.8, 1.8 16V 08/80 - 07/89 44 -102 kW		950 645 00	with standard chassis; Heavy Duty Version .
VW SHARAN (7M8, 7M9, 7M6)			
1.8 T 20V, 1.9 TDI, 2.0 09/95 - 03/10 66 -110 kW	950 684 00	950 674 00	with standard chassis

			
VW			
VW SHARAN (7M8, 7M9, 7M6)			
1.8 T 20V, 1.9 TDI, 2.0 09/95 - 03/10 66 -110 kW	950 685 00	950 675 00	with standard chassis; Heavy Duty Version .
1.9 TDI 4motion, 2.8 V6 24V 4motion, 2.8 VR6 Syncro 11/96 - 03/10 85 -150 kW	950 686 00	950 676 00	with standard chassis
2.0 TDI, 2.8 V6 24V, 2.8 VR6 09/95 - 03/10 103 -150 kW	950 685 00	950 675 00	with standard chassis
2.0 TDI, 2.8 V6 24V, 2.8 VR6 09/95 - 03/10 103 -150 kW	950 686 00	950 676 00	with standard chassis; Heavy Duty Version .
VW TOUAREG (7LA, 7L6, 7L7)			
2.5 R5 TDI, 3.2 V6 10/02 - 05/10 120 -177 kW	950 324 00	950 330 00	with standard chassis
2.5 R5 TDI, 3.0 TDI, 3.0 V6 TDI, 3.2 V6, 3.6 V6 FSI, 4.2 V8, 4.2 V8 FSI 12/02 - 05/10 120 -257 kW		950 331 00	with standard chassis; Heavy Duty Version .
3.0 TDI, 3.0 V6 TDI, 3.6 V6 FSI, 4.2 V8, 4.2 V8 FSI 12/02 - 05/10 155 -257 kW	950 325 00	950 330 00	with standard chassis
VW TOURAN (1T1, 1T2, 1T3)			
1.4 Fsi, 1.4 TSI, 1.4 TSI EcoFuel, 1.6, 1.6 FSI, 1.6 TDI 02/03 - 66 -125 kW	950 129 00		with standard chassis
1.4 Fsi, 1.4 TSI, 1.4 TSI EcoFuel, 1.6, 1.6 FSI, 1.6 TDI 02/03 - 66 -125 kW	950 140 00		with standard chassis; Heavy Duty Version .
2.0 FSI, 2.0 TDI, 2.0 TDI 16V 08/03 - 81 -125 kW	950 140 00	950 132 00	with standard chassis
1.9 TDI 08/03 - 66 -77 kW	950 140 00	950 131 00	with standard chassis
1.9 TDI 08/03 - 66 -77 kW		950 132 00	with standard chassis; Heavy Duty Version .
VW VENTO (1H2)			
1.4 11/91 - 08/94 40 -44 kW	950 647 00	950 652 00	with standard chassis
1.6 09/93 - 09/98 55 -74 kW	950 688 00	950 652 00	with standard chassis
1.8 11/91 - 08/94 55 -66 kW	950 283 00	950 652 00	with standard chassis
1.8 09/94 - 09/98 55 -66 kW	950 688 00	950 652 00	with standard chassis
2.0, 2.0 GL 11/91 - 09/93 62 -85 kW	950 284 00	950 653 00	with standard chassis
2.0, 2.0 GL 09/93 - 09/98 62 -85 kW	950 689 00	950 653 00	with standard chassis
2.8 VR6 01/92 - 08/94 128 kW		950 653 00	with standard chassis
2.8 VR6 09/94 - 09/98 120 -128 kW	950 705 00	950 653 00	with standard chassis
1.9 SDI, 1.9 TD, 1.9 TDI 09/93 - 09/98 47 -81 kW	950 688 00	950 652 00	with standard chassis

			
VW			
VW VENTO (1H2)			
1.9 D 11/91 - 09/94 48 kW	950 283 00	950 652 00	with standard chassis
1.9 D 09/94 - 09/98 48 kW	950 688 00	950 652 00	with standard chassis
1.9 TD 11/91 - 09/94 55 kW	950 283 00	950 652 00	with standard chassis
VW LT 28-35 I Bus (281-363)			
2.0, 2.4, 2.4 D, 2.4 i, 2.4 TD 04/75 - 07/89 51 -75 kW	950 682 00		with standard chassis
2.0, 2.4, 2.4 D, 2.4 i, 2.4 TD 04/75 - 07/89 51 -75 kW	950 683 00		with standard chassis; Heavy Duty Version .
2.0, 2.4, 2.4 D, 2.4 i, 2.4 TD 04/75 - 07/89 51 -75 kW	950 680 00		with standard chassis; mark: Komfort
VW LT 28-35 I Box (281-363)			
2.0, 2.4, 2.4 D, 2.4 i, 2.4 TD, 2.7 D 04/75 - 08/92 48 -75 kW	950 682 00		with standard chassis
2.0, 2.4, 2.4 D, 2.4 i, 2.4 TD, 2.7 D 04/75 - 08/92 48 -75 kW	950 683 00		with standard chassis; Heavy Duty Version .
2.0, 2.4, 2.4 D, 2.4 i, 2.4 TD, 2.7 D 04/75 - 08/92 48 -75 kW	950 680 00		with standard chassis; mark: Komfort
VW LT 28-35 I Flatbed / Chassis (281-363)			
2.0, 2.4, 2.4 D, 2.4 i, 2.4 TD, 2.7 D 04/75 - 09/93 48 -75 kW	950 682 00		with standard chassis
2.0, 2.4, 2.4 D, 2.4 i, 2.4 TD, 2.7 D 04/75 - 09/93 48 -75 kW	950 683 00		with standard chassis; Heavy Duty Version .
2.0, 2.4, 2.4 D, 2.4 i, 2.4 TD, 2.7 D 04/75 - 09/93 48 -75 kW	950 680 00		with standard chassis; mark: Komfort
VW LT 28-35 II Bus (2DM)			
2.3, 2.5 SDI, 2.5 TDI, 2.8 TDi 05/96 - 07/06 55 -116 kW	337 000 00	337 010 00	with standard chassis; To Payload 2500 kg
2.3, 2.5 SDI, 2.5 TDI, 2.8 TDi 05/96 - 07/06 55 -116 kW	337 100 00	337 090 00	with standard chassis; To Payload 2800 kg
2.3, 2.5 SDI, 2.5 TDI, 2.8 TDi 05/96 - 07/06 55 -116 kW	337 100 00	337 310 00	with standard chassis; To Payload 2950 kg
VW TRANSPORTER III Bus			
1.6, 1.6 D, 1.6 TD, 1.7 D, 1.9, 2.0, 2.1, 2.1 i 05/79 - 07/92 37 -82 kW	950 668 00	950 659 00	with standard chassis
1.6, 1.6 D, 1.6 TD, 1.7 D, 1.9, 2.0, 2.1, 2.1 i 05/79 - 07/92 37 -82 kW	950 669 00	950 659 00	with standard chassis; Heavy Duty Version . HA: Only in connection with Dämpfer 24-008303
1.6 TD Syncro, 1.9 Syncro, 2.1 Syncro 01/86 - 07/92 51 -82 kW		950 670 00	with standard chassis
VW TRANSPORTER III Box			
1.6, 1.6 D, 1.6 TD, 1.7 D, 1.9, 2.0, 2.1, 2.1 i 05/79 - 07/92 37 -82 kW	950 668 00	950 659 00	with standard chassis

			
VW			
VW TRANSPORTER III Box			
1.6, 1.6 D, 1.6 TD, 1.7 D, 1.9, 2.0, 2.1, 2.1 i 05/79 - 07/92 37 -82 kW	950 669 00	950 659 00	with standard chassis; Heavy Duty Version . HA: Only in connection with Dämpfer 24-008303
1.6 TD Syncro, 1.9 Syncro, 2.1 Syncro 08/85 - 07/92 51 -82 kW		950 670 00	with standard chassis




VW TRANSPORTER III Flatbed / Chassis			
1.6 D, 1.6 TD, 1.7 D, 1.9, 2.0, 2.1, 2.1 i 05/79 - 07/92 37 -82 kW	950 668 00	950 659 00	with standard chassis
1.6 D, 1.6 TD, 1.7 D, 1.9, 2.0, 2.1, 2.1 i 05/79 - 07/92 37 -82 kW	950 669 00	950 659 00	with standard chassis; Heavy Duty Version . HA: Only in connection with Dämpfer 24-008303
1.6 TD Syncro, 1.9 Syncro, 2.1 Syncro 08/85 - 07/92 51 -82 kW		950 670 00	with standard chassis

VW TRANSPORTER IV Bus (70XB, 70XC, 7DB, 7DW)			
1.8, 1.9 D, 1.9 TD, 2.0, 2.4 D, 2.4 D Syncro, 2.5, 2.5 Syncro, 2.5 TDI, 2.5 TDI Syncro, 2.8 Syncro, 2.8 V6, 2.8 VR 6 11/90 - 04/00 44 -150 kW		950 672 00	with standard chassis
1.8, 1.9 D, 1.9 TD, 2.0, 2.4 D, 2.4 D Syncro, 2.5, 2.5 Syncro, 2.5 TDI, 2.5 TDI Syncro, 2.8 Syncro, 2.8 V6, 2.8 VR 6 11/90 - 04/00 44 -150 kW		950 673 00	with standard chassis; Heavy Duty Version .

VW TRANSPORTER IV Box (70XA)			
1.9 D, 1.9 TD, 2.0, 2.4 D, 2.4 D Syncro, 2.5, 2.5 Syncro, 2.5 TDI, 2.5 TDI Syncro 07/90 - 04/03 45 -111 kW		950 672 00	with standard chassis
1.9 D, 1.9 TD, 2.0, 2.4 D, 2.4 D Syncro, 2.5, 2.5 Syncro, 2.5 TDI, 2.5 TDI Syncro 07/90 - 04/03 45 -111 kW		950 673 00	with standard chassis; Heavy Duty Version .

VW TRANSPORTER IV Flatbed / Chassis (70XD)			
1.8, 1.9 D, 1.9 TD, 2.0, 2.4 D, 2.4 D Syncro, 2.5, 2.5 Syncro, 2.5 TDI, 2.5 TDI Syncro 11/90 - 04/03 45 -85 kW		950 672 00	with standard chassis
1.8, 1.9 D, 1.9 TD, 2.0, 2.4 D, 2.4 D Syncro, 2.5, 2.5 Syncro, 2.5 TDI, 2.5 TDI Syncro 11/90 - 04/03 45 -85 kW		950 673 00	with standard chassis; Heavy Duty Version .

VW MULTIVAN V (7HM, 7HF, 7HN, 7EF, 7EM, 7EN)			
1.9 TDI, 2.0 11/03 - 62 -85 kW	950 744 00	950 712 00	with standard chassis
1.9 TDI, 2.0 11/03 - 62 -85 kW	950 745 00	950 713 00	with standard chassis; Heavy Duty Version .
1.9 TDI, 2.0 11/03 - 62 -85 kW	950 744 00	950 713 00	with standard chassis; for campers
1.9 TDI, 2.0 11/03 - 62 -85 kW	950 745 00	950 714 00	with standard chassis; Heavy Duty Version .; for campers
2.5 TDI, 3.2 V6 04/03 - 11/09 96 -173 kW	950 745 00	950 712 00	with standard chassis

			
--	---	---	---

VW
VW MULTIVAN V (7HM, 7HF, 7HN, 7EF, 7EM, 7EN)

2.5 TDI, 3.2 V6 04/03 - 11/09	96 -173 kW		950 713 00	with standard chassis; Heavy Duty Version .
2.5 TDI, 3.2 V6 04/03 - 11/09	96 -173 kW	950 745 00	950 713 00	with standard chassis; for campers
2.5 TDI, 3.2 V6 04/03 - 11/09	96 -173 kW		950 714 00	with standard chassis; Heavy Duty Version .; for campers

VW TRANSPORTER V Bus (7HB, 7HJ, 7EB, 7EJ)

1.9 TDI, 2.0 11/03 -	62 -85 kW	950 744 00	950 712 00	with standard chassis
1.9 TDI, 2.0 11/03 -	62 -85 kW	950 745 00	950 713 00	with standard chassis; Heavy Duty Version .
1.9 TDI, 2.0 11/03 -	62 -85 kW	950 744 00	950 714 00	with standard chassis; mark: full equipped; for campers
2.5 TDI, 3.2 V6 04/03 - 11/09	96 -173 kW	950 745 00	950 713 00	with standard chassis
2.5 TDI, 3.2 V6 04/03 - 11/09	96 -173 kW		950 714 00	with standard chassis; Heavy Duty Version .
2.5 TDI, 3.2 V6 04/03 - 11/09	96 -173 kW	950 745 00	950 714 00	with standard chassis; mark: full equipped ; for campers

VW TRANSPORTER V Box (7HA, 7HH, 7EA, 7EH)

1.9 TDI, 2.0 11/03 -	62 -85 kW	950 744 00	950 716 00	with standard chassis
1.9 TDI, 2.0 11/03 -	62 -85 kW	950 745 00	950 712 00	with standard chassis; Heavy Duty Version .
2.5 TDI, 3.2 V6 04/03 - 11/09	96 -173 kW	950 745 00	950 716 00	with standard chassis
2.5 TDI, 3.2 V6 04/03 - 11/09	96 -173 kW	950 746 00	950 712 00	with standard chassis; Heavy Duty Version .

VW TRANSPORTER V Flatbed / Chassis (7JD, 7JE, 7JL, 7JY, 7JZ)

1.9 TDI, 2.0 11/03 -	62 -85 kW	950 744 00	950 715 00	with standard chassis; mark: single cabin
1.9 TDI, 2.0 11/03 -	62 -85 kW	950 745 00		with standard chassis; Heavy Duty Version .; mark: single cabin
1.9 TDI, 2.0 11/03 -	62 -85 kW	950 745 00	950 715 00	with standard chassis; mark: crew cabin
1.9 TDI, 2.0 11/03 -	62 -85 kW	950 746 00		with standard chassis; Heavy Duty Version .; mark: crew cabin
2.5 TDI, 3.2 V6 04/03 - 11/09	96 -173 kW	950 746 00	950 715 00	with standard chassis

Articleindex

Order-No.	Page	Order-No.	Page	Order-No.	Page	Order-No.	Page	Order-No.	Page
774 337 00	167	774 423 00	163	774 502 00	131	871 064 00	137	871 219 00	145
774 339 00	124	774 424 00	40	774 502 00	132	871 065 00	37	871 220 00	38
774 339 00	125	774 424 00	122	774 502 00	172	871 065 00	136	871 220 00	39
774 340 00	110	774 424 00	123	774 502 00	173	871 065 00	137	871 220 00	69
774 340 00	111	774 424 00	162	774 503 00	127	871 067 00	138	871 220 00	143
774 342 00	110	774 424 00	163	774 503 00	131	871 069 00	138	871 226 00	145
774 342 00	111	774 425 00	122	774 503 00	132	871 072 00	142	871 227 00	141
774 343 00	63	774 425 00	123	774 503 00	169	871 073 00	141	871 228 00	141
774 343 00	64	774 425 00	162	774 503 00	172	871 073 00	142	871 229 00	141
774 343 00	115	774 429 00	124	774 503 00	173	871 074 00	142	871 230 00	141
774 343 00	116	774 429 00	169	774 504 00	127	871 075 00	143	871 231 00	38
774 343 00	166	774 436 00	31	774 504 00	131	871 076 00	143	871 231 00	69
774 343 00	167	774 436 00	64	774 504 00	132	871 077 00	143	871 231 00	143
774 344 00	63	774 436 00	118	774 505 00	130	871 078 00	143	871 232 00	38
774 344 00	64	774 436 00	168	774 505 00	131	871 079 00	145	871 232 00	39
774 344 00	115	774 440 00	128	774 505 00	173	871 080 00	138	871 232 00	143
774 344 00	116	774 440 00	168	774 506 00	127	871 080 00	139	871 233 00	39
774 344 00	117	774 441 00	128	774 506 00	130	871 081 00	138	871 234 00	39
774 344 00	166	774 442 00	128	774 506 00	131	871 082 00	138	871 241 00	143
774 344 00	167	774 442 00	168	774 506 00	133	871 083 00	138	871 241 00	144
774 346 00	133	774 443 00	128	774 506 00	170	871 086 00	139	871 242 00	144
774 346 00	173	774 444 00	128	774 506 00	173	871 087 00	139	871 242 00	145
774 347 00	133	774 444 00	168	774 507 00	127	871 091 00	145	871 243 00	143
774 347 00	173	774 449 00	31	774 507 00	130	871 092 00	144	871 243 00	144
774 348 00	133	774 449 00	118	774 507 00	131	871 093 00	144	871 244 00	141
774 348 00	174	774 449 00	168	774 507 00	132	871 093 00	145	871 245 00	141
774 361 00	126	774 450 00	64	774 507 00	173	871 094 00	144	871 247 00	142
774 372 00	126	774 450 00	117	774 508 00	127	871 096 00	36	871 248 00	142
774 380 00	110	774 450 00	167	774 508 00	130	871 096 00	37	871 248 00	143
774 380 00	111	774 451 00	111	774 508 00	132	871 098 00	36	871 249 00	143
774 382 00	110	774 451 00	112	774 508 00	170	871 098 00	37	871 260 00	106
774 382 00	111	774 451 00	163	774 508 00	173	871 099 00	36	871 260 00	141
774 383 00	110	774 454 00	111	871 002 00	36	871 099 00	37	871 260 00	145
774 383 00	111	774 454 00	112	871 003 00	36	871 100 00	44	871 261 00	106
774 384 00	110	774 454 00	163	871 004 00	36	871 100 00	151	871 261 00	141
774 384 00	111	774 454 00	164	871 005 00	36	871 100 00	152	871 262 00	38
774 385 00	111	774 460 00	124	871 006 00	36	871 101 00	42	871 262 00	39
774 388 00	121	774 460 00	167	871 007 00	35	871 105 00	48	871 262 00	69
774 388 00	122	774 460 00	168	871 007 00	134	871 106 00	48	871 262 00	143
774 388 00	161	774 461 00	124	871 008 00	35	871 106 00	150	871 263 00	39
774 388 00	162	774 461 00	167	871 008 00	134	871 107 00	46	871 268 00	135
774 389 00	120	774 461 00	168	871 011 00	36	871 109 00	49	871 269 00	135
774 389 00	121	774 462 00	124	871 012 00	36	871 111 00	48	871 274 00	1
774 389 00	122	774 462 00	167	871 013 00	36	871 112 00	49	871 274 00	2
774 389 00	161	774 462 00	168	871 014 00	35	871 114 00	48	871 277 00	2
774 389 00	162	774 463 00	124	871 014 00	134	871 114 00	157	871 277 00	3
774 400 00	117	774 463 00	169	871 015 00	140	871 115 00	36	871 278 00	2
774 400 00	118	774 465 00	111	871 016 00	137	871 115 00	37	871 278 00	3
774 400 00	169	774 465 00	112	871 016 00	138	871 116 00	37	871 280 00	34
774 402 00	31	774 465 00	163	871 020 00	135	871 117 00	37	871 281 00	38
774 402 00	118	774 465 00	164	871 021 00	37	871 118 00	42	871 281 00	134
774 402 00	168	774 472 00	124	871 021 00	38	871 119 00	46	871 282 00	134
774 403 00	31	774 472 00	169	871 021 00	134	871 120 00	49	871 283 00	134
774 403 00	64	774 473 00	124	871 021 00	135	871 121 00	49	871 286 00	105
774 403 00	118	774 473 00	169	871 022 00	38	871 122 00	44	871 286 00	142
774 403 00	168	774 485 00	127	871 022 00	134	871 129 00	44	871 288 00	105
774 410 00	31	774 485 00	130	871 022 00	135	871 130 00	42	871 288 00	142
774 410 00	118	774 485 00	132	871 023 00	135	871 131 00	48	871 289 00	105
774 410 00	168	774 490 00	130	871 024 00	134	871 133 00	49	871 289 00	142
774 411 00	118	774 490 00	131	871 024 00	135	871 134 00	44	871 292 00	3
774 411 00	127	774 490 00	172	871 025 00	135	871 135 00	37	871 297 00	2
774 411 00	169	774 491 00	126	871 026 00	134	871 139 00	146	871 303 00	105
774 411 00	170	774 491 00	127	871 026 00	135	871 141 00	42	871 303 00	142
774 412 00	111	774 491 00	130	871 027 00	134	871 142 00	48	871 304 00	105
774 412 00	112	774 491 00	131	871 027 00	135	871 143 00	48	871 304 00	142
774 412 00	122	774 491 00	169	871 028 00	136	871 144 00	37	871 305 00	142
774 412 00	123	774 491 00	172	871 030 00	135	871 144 00	140	871 306 00	141
774 412 00	162	774 492 00	130	871 030 00	136	871 145 00	37	871 306 00	142
774 412 00	163	774 492 00	131	871 031 00	135	871 145 00	140	871 309 00	142
774 413 00	40	774 492 00	172	871 031 00	136	871 150 00	144	871 318 00	40
774 413 00	122	774 493 00	127	871 034 00	139	871 150 00	145	871 318 00	41
774 413 00	123	774 493 00	131	871 035 00	139	871 153 00	43	871 320 00	142
774 413 00	162	774 493 00	132	871 036 00	139	871 159 00	69	871 322 00	142
774 413 00	163	774 493 00	170	871 037 00	140	871 164 00	69	871 323 00	142
774 414 00	122	774 493 00	173	871 038 00	136	871 165 00	69	871 324 00	145
774 414 00	123	774 494 00	127	871 039 00	136	871 170 00	43	871 327 00	145
774 414 00	162	774 494 00	170	871 039 00	137	871 170 00	69	871 331 00	40
774 416 00	117	774 495 00	131	871 043 00	139	871 174 00	69	871 331 00	41
774 416 00	118	774 495 00	132	871 043 00	140	871 175 00	69	871 332 00	47
774 416 00	169	774 495 00	172	871 044 00	140	871 185 00	33	871 334 00	44
774 418 00	112	774 495 00	173	871 045 00	137	871 185 00	38	871 335 00	44
774 418 00	113	774 497 00	130	871 046 00	137	871 185 00	140	871 335 00	45
774 418 00	123	774 498 00	127	871 047 00	136	871 190 00	1	871 336 00	44
774 418 00	163	774 498 00	170	871 048 00	135	871 191 00	69	871 337 00	44
774 418 00	164	774 499 00	131	871 048 00	136	871 196 00	69	871 338 00	40
774 420 00	122	774 499 00	132	871 049 00	135	871 200 00	146	871 339 00	43
774 420 00	123	774 499 00	173	871 049 00	136	871 201 00	145	871 342 00	143
774 420 00	162	774 500 00	130	871 050 00	136	871 202 00	146	871 343 00	145
774 420 00	163	774 500 00	131	871 050 00	137	871 204 00	146	871 344 00	145
774 421 00	122	774 500 00	172	871 052 00	139	871 206 00	142	871 345 00	145
774 421 00	123	774 500 00	173	871 053 00	138	871 206 00	146	871 346 00	144
774 421 00	162	774 501 00	126	871 054 00	138	871 207 00	147	871 346 00	145
774 421 00	163	774 501 00	127	871 055 00	139	871 208 00	147	871 347 00	144
774 422 00	122	774 501 00	131	871 056 00	139	871 209 00	147	871 347 00	145
774 422 00	123	774 501 00	132	871 057 00	139	871 210 00	146	871 348 00	144
774 422 00	162	774 501 00	170	871 058 00	139	871 211 00	142	871 349 00	34
774 422 00	163	774 501 00	172	871 059 00	37	871 211 00	146	871 349 00	38
774 423 00	122	774 501 00	173	871 059 00	140	871 213 00	147	871 350 00	44
774 423 00	123	774 502 00	127	871 061 00	140	871 218 00	141	871 353 00	47
774 423 00	162	774 502 00	130	871 064 00	136	871 218 00	145	871 353 00	48

Articleindex

Order-No.	Page	Order-No.	Page	Order-No.	Page	Order-No.	Page	Order-No.	Page
871 354 00	46	871 462 00	38	871 700 00	1	872 007 00	66	872 152 00	104
871 354 00	47	871 464 00	34	871 703 00	148	872 007 00	67	872 153 00	104
871 355 00	46	871 464 00	35	871 704 00	3	872 008 00	66	872 154 00	103
871 355 00	47	871 464 00	38	871 706 00	2	872 008 00	67	872 154 00	104
871 356 00	47	871 464 00	140	871 707 00	2	872 009 00	67	872 156 00	103
871 360 00	32	871 471 00	174	871 708 00	1	872 014 00	68	872 157 00	103
871 360 00	33	871 471 00	175	871 708 00	2	872 018 00	64	872 157 00	104
871 360 00	34	871 472 00	175	871 710 00	148	872 020 00	68	872 158 00	103
871 360 00	35	871 473 00	174	871 713 00	148	872 021 00	70	872 158 00	104
871 360 00	38	871 474 00	175	871 727 00	40	872 022 00	73	872 159 00	103
871 361 00	35	871 475 00	177	871 727 00	41	872 023 00	73	872 159 00	104
871 364 00	35	871 478 00	178	871 741 00	41	872 024 00	73	872 166 00	106
871 365 00	32	871 488 00	145	871 743 00	47	872 026 00	70	872 167 00	106
871 365 00	33	871 492 00	175	871 745 00	42	872 027 00	70	872 168 00	105
871 365 00	35	871 495 00	179	871 748 00	44	872 033 00	70	872 169 00	104
871 365 00	140	871 497 00	189	871 749 00	44	872 034 00	73	872 170 00	103
871 366 00	35	871 497 00	190	871 763 00	45	872 035 00	66	872 170 00	104
871 367 00	33	871 504 00	151	871 765 00	44	872 035 00	67	872 176 00	109
871 367 00	35	871 504 00	178	871 765 00	45	872 036 00	66	872 177 00	109
871 371 00	45	871 504 00	189	871 766 00	44	872 036 00	67	872 178 00	109
871 371 00	46	871 504 00	190	871 767 00	44	872 038 00	70	872 179 00	106
871 372 00	46	871 506 00	189	871 768 00	44	872 040 00	73	872 185 00	104
871 373 00	47	871 507 00	189	871 769 00	44	872 041 00	75	872 187 00	104
871 374 00	42	871 507 00	190	871 780 00	40	872 043 00	75	872 189 00	103
871 375 00	42	871 516 00	62	871 782 00	43	872 045 00	70	872 189 00	104
871 378 00	31	871 522 00	47	871 784 00	44	872 045 00	71	872 190 00	107
871 379 00	32	871 522 00	48	871 785 00	44	872 046 00	74	872 190 00	108
871 380 00	32	871 523 00	47	871 786 00	45	872 047 00	74	872 192 00	109
871 380 00	33	871 524 00	44	871 786 00	46	872 048 00	74	872 192 00	110
871 380 00	34	871 525 00	43	871 787 00	45	872 049 00	74	872 194 00	105
871 380 00	134	871 526 00	43	871 787 00	46	872 053 00	75	872 195 00	105
871 382 00	33	871 536 00	110	871 788 00	45	872 054 00	73	872 196 00	108
871 383 00	34	871 536 00	134	871 788 00	46	872 057 00	70	872 197 00	108
871 383 00	140	871 536 00	147	871 789 00	43	872 057 00	71	872 198 00	108
871 385 00	33	871 541 00	43	871 800 00	46	872 057 00	72	872 199 00	106
871 385 00	34	871 541 00	69	871 800 00	47	872 058 00	74	872 200 00	105
871 385 00	35	871 542 00	43	871 801 00	47	872 059 00	74	872 210 00	105
871 386 00	33	871 542 00	69	871 802 00	46	872 063 00	71	872 222 00	105
871 386 00	34	871 546 00	69	871 802 00	47	872 063 00	72	872 223 00	105
871 388 00	33	871 551 00	110	871 803 00	46	872 064 00	70	872 224 00	106
871 388 00	34	871 552 00	127	871 803 00	47	872 064 00	71	872 227 00	103
871 388 00	35	871 555 00	110	871 804 00	46	872 066 00	74	872 228 00	103
871 388 00	140	871 557 00	118	871 804 00	47	872 067 00	70	872 228 00	104
871 389 00	33	871 557 00	119	871 809 00	45	872 068 00	72	872 229 00	103
871 389 00	34	871 558 00	119	871 820 00	42	872 069 00	72	872 229 00	104
871 390 00	32	871 561 00	69	871 821 00	42	872 071 00	71	872 232 00	105
871 391 00	31	871 566 00	69	871 822 00	42	872 072 00	74	872 233 00	105
871 392 00	32	871 569 00	69	871 825 00	45	872 073 00	74	872 234 00	106
871 393 00	32	871 576 00	18	871 825 00	46	872 073 00	75	872 235 00	107
871 394 00	31	871 577 00	15	871 826 00	42	872 074 00	72	872 235 00	108
871 394 00	32	871 577 00	16	871 827 00	42	872 075 00	74	872 237 00	105
871 395 00	31	871 578 00	16	871 829 00	45	872 076 00	74	872 237 00	142
871 395 00	32	871 594 00	16	871 829 00	46	872 078 00	74	872 240 00	107
871 396 00	32	871 594 00	17	871 840 00	46	872 079 00	72	872 241 00	107
871 397 00	32	871 595 00	16	871 841 00	46	872 080 00	74	872 242 00	107
871 398 00	32	871 596 00	15	871 842 00	45	872 081 00	74	872 243 00	105
871 399 00	31	871 596 00	16	871 843 00	46	872 082 00	73	872 244 00	108
871 399 00	32	871 597 00	16	871 843 00	47	872 083 00	73	872 244 00	109
871 400 00	33	871 597 00	17	871 844 00	46	872 083 00	74	872 245 00	105
871 400 00	34	871 598 00	16	871 845 00	47	872 084 00	73	872 246 00	103
871 400 00	140	871 598 00	17	871 846 00	43	872 085 00	73	872 246 00	109
871 401 00	33	871 600 00	176	871 848 00	47	872 085 00	74	872 248 00	106
871 401 00	35	871 602 00	176	871 848 00	48	872 086 00	73	872 248 00	107
871 402 00	1	871 603 00	176	871 864 00	31	872 087 00	73	872 252 00	108
871 402 00	2	871 604 00	174	871 865 00	31	872 089 00	73	872 252 00	109
871 404 00	34	871 606 00	177	871 882 00	32	872 090 00	70	872 254 00	109
871 404 00	140	871 607 00	177	871 884 00	32	872 091 00	74	872 255 00	109
871 408 00	2	871 608 00	176	871 889 00	31	872 092 00	73	872 257 00	106
871 410 00	32	871 609 00	174	871 889 00	39	872 093 00	73	872 258 00	106
871 413 00	32	871 610 00	176	871 900 00	31	872 094 00	74	872 258 00	107
871 414 00	2	871 611 00	176	871 902 00	31	872 095 00	72	872 259 00	106
871 415 00	2	871 612 00	177	871 902 00	39	872 097 00	109	872 260 00	103
871 416 00	1	871 613 00	177	871 920 00	177	872 099 00	103	872 260 00	104
871 417 00	32	871 613 00	178	871 921 00	177	872 103 00	99	872 261 00	104
871 421 00	1	871 614 00	174	871 924 00	175	872 103 00	100	872 262 00	104
871 422 00	1	871 615 00	176	871 925 00	174	872 112 00	99	872 264 00	104
871 423 00	36	871 617 00	174	871 926 00	174	872 112 00	100	872 265 00	104
871 423 00	37	871 618 00	176	871 926 00	175	872 119 00	98	872 270 00	106
871 425 00	36	871 618 00	177	871 928 00	175	872 119 00	99	872 271 00	106
871 425 00	37	871 620 00	176	871 929 00	174	872 120 00	99	872 272 00	107
871 426 00	36	871 621 00	176	871 929 00	175	872 126 00	98	872 273 00	107
871 426 00	37	871 621 00	177	871 940 00	175	872 126 00	99	872 274 00	107
871 427 00	36	871 630 00	5	871 941 00	174	872 128 00	99	872 284 00	103
871 427 00	37	871 660 00	42	871 942 00	175	872 128 00	100	872 285 00	103
871 428 00	36	871 661 00	42	871 943 00	177	872 128 00	101	872 286 00	106
871 428 00	37	871 662 00	1	871 945 00	175	872 136 00	109	872 287 00	106
871 430 00	31	871 663 00	1	871 945 00	177	872 137 00	106	872 288 00	106
871 432 00	32	871 663 00	41	871 948 00	51	872 138 00	104	872 289 00	105
871 440 00	37	871 665 00	1	871 948 00	53	872 138 00	105	872 301 00	160
871 451 00	175	871 665 00	2	871 965 00	62	872 140 00	73	872 302 00	160
871 451 00	177	871 666 00	2	871 966 00	62	872 141 00	72	872 303 00	158
871 452 00	175	871 667 00	2	871 968 00	51	872 142 00	72	872 304 00	158
871 452 00	177	871 669 00	2	871 968 00	54	872 143 00	74	872 305 00	160
871 456 00	175	871 669 00	3	871 969 00	52	872 144 00	75	872 311 00	160
871 457 00	175	871 681 00	1	871 969 00	53	872 145 00	75	872 312 00	160
871 458 00	174	871 682 00	1	871 980 00	54	872 146 00	74	872 315 00	160
871 459 00	178	871 683 00	1	871 982 00	62	872 147 00	75	872 321 00	157
871 461 00	38	871 687 00	2	871 983 00	62	872 148 00	103	872 321 00	158
871 461 00	135	871 688 00	2	871 985 00	62	872 148 00	104	872 323 00	157
871 462 00	35	871 689 00	1	871 986 00	62	872 151 00	104	872 324 00	157

Articleindex

Order-No.	Page	Order-No.	Page	Order-No.	Page	Order-No.	Page	Order-No.	Page
872 325 00	157	872 526 00	159	872 776 00	68	950 110 00	149	950 187 00	149
872 328 00	157	872 528 00	160	872 777 00	68	950 110 00	150	950 190 00	14
872 329 00	157	872 529 00	160	872 780 00	156	950 110 00	189	950 190 00	15
872 330 00	157	872 530 00	101	872 781 00	157	950 111 00	150	950 191 00	15
872 330 00	158	872 531 00	102	872 787 00	157	950 112 00	153	950 192 00	14
872 332 00	158	872 531 00	103	872 789 00	156	950 113 00	153	950 192 00	15
872 333 00	157	872 532 00	102	872 800 00	155	950 114 00	3	950 193 00	15
872 336 00	157	872 536 00	100	872 803 00	156	950 115 00	3	950 194 00	151
872 337 00	157	872 539 00	102	872 804 00	156	950 116 00	3	950 195 00	151
872 340 00	157	872 540 00	160	872 805 00	156	950 117 00	3	950 200 00	180
872 342 00	108	872 541 00	160	872 806 00	157	950 118 00	4	950 200 00	182
872 344 00	108	872 542 00	160	872 807 00	155	950 119 00	3	950 201 00	178
872 345 00	108	872 544 00	159	872 809 00	155	950 119 00	4	950 201 00	180
872 346 00	107	872 544 00	160	872 823 00	155	950 120 00	153	950 202 00	18
872 346 00	108	872 546 00	159	872 842 00	65	950 121 00	153	950 203 00	18
872 348 00	107	872 546 00	160	872 845 00	68	950 122 00	3	950 205 00	180
872 348 00	108	872 547 00	159	872 849 00	66	950 123 00	3	950 205 00	182
872 349 00	107	872 547 00	160	872 862 00	68	950 124 00	3	950 209 00	18
872 349 00	108	872 549 00	159	872 871 00	68	950 125 00	3	950 210 00	180
872 351 00	158	872 550 00	102	872 883 00	65	950 125 00	4	950 210 00	182
872 351 00	159	872 551 00	99	872 885 00	65	950 125 00	151	950 211 00	19
872 352 00	159	872 554 00	102	872 888 00	65	950 126 00	3	950 211 00	20
872 353 00	160	872 557 00	99	872 889 00	66	950 126 00	4	950 211 00	21
872 354 00	160	872 560 00	159	872 900 00	65	950 127 00	3	950 213 00	19
872 356 00	158	872 561 00	159	872 901 00	65	950 127 00	4	950 213 00	20
872 360 00	107	872 562 00	159	872 904 00	67	950 127 00	149	950 213 00	21
872 360 00	108	872 563 00	159	872 905 00	67	950 127 00	151	950 218 00	183
872 363 00	107	872 574 00	100	872 906 00	67	950 127 00	154	950 225 00	5
872 363 00	108	872 575 00	100	872 908 00	68	950 128 00	3	950 225 00	6
872 364 00	109	872 581 00	161	872 920 00	68	950 128 00	4	950 225 00	7
872 364 00	110	872 582 00	161	872 922 00	68	950 129 00	182	950 225 00	8
872 365 00	109	872 583 00	161	872 923 00	68	950 129 00	191	950 225 00	9
872 366 00	109	872 584 00	161	872 924 00	66	950 130 00	4	950 225 00	11
872 366 00	110	872 585 00	161	872 925 00	66	950 131 00	182	950 232 00	5
872 367 00	109	872 586 00	161	872 926 00	66	950 131 00	191	950 232 00	21
872 369 00	105	872 588 00	161	872 927 00	66	950 132 00	191	950 233 00	5
872 371 00	159	872 589 00	160	872 928 00	68	950 133 00	182	950 234 00	5
872 374 00	159	872 604 00	99	872 929 00	68	950 134 00	149	950 240 00	5
872 374 00	160	872 604 00	101	872 940 00	68	950 134 00	154	950 240 00	7
872 375 00	160	872 608 00	99	872 941 00	68	950 134 00	182	950 258 00	5
872 380 00	105	872 608 00	101	872 942 00	68	950 135 00	182	950 258 00	6
872 382 00	110	872 609 00	101	872 943 00	68	950 136 00	154	950 259 00	5
872 382 00	134	872 611 00	40	872 944 00	68	950 136 00	182	950 259 00	6
872 382 00	147	872 613 00	40	872 945 00	68	950 137 00	150	950 260 00	17
872 394 00	159	872 620 00	101	872 948 00	65	950 137 00	151	950 260 00	18
872 394 00	160	872 621 00	101	872 948 00	66	950 137 00	179	950 261 00	18
872 395 00	159	872 622 00	102	873 007 00	62	950 137 00	190	950 261 00	19
872 398 00	159	872 623 00	103	873 007 00	63	950 138 00	153	950 261 00	20
872 403 00	70	872 625 00	99	873 062 00	110	950 139 00	152	950 262 00	18
872 409 00	74	872 626 00	99	873 064 00	133	950 139 00	153	950 262 00	19
872 411 00	70	872 630 00	40	873 065 00	117	950 139 00	179	950 262 00	20
872 415 00	161	872 630 00	155	873 065 00	127	950 140 00	191	950 262 00	21
872 416 00	161	872 632 00	157	873 066 00	117	950 141 00	179	950 263 00	20
872 418 00	74	872 633 00	156	873 066 00	127	950 141 00	182	950 263 00	21
872 423 00	72	872 646 00	102	873 067 00	127	950 142 00	179	950 264 00	20
872 423 00	73	872 647 00	102	873 083 00	119	950 143 00	3	950 264 00	21
872 430 00	70	872 651 00	155	873 084 00	118	950 143 00	154	950 265 00	19
872 432 00	70	872 653 00	156	873 084 00	119	950 143 00	182	950 265 00	20
872 434 00	72	872 656 00	156	873 085 00	119	950 144 00	182	950 266 00	19
872 434 00	73	872 658 00	156	873 086 00	119	950 145 00	154	950 266 00	20
872 436 00	161	872 659 00	156	873 087 00	119	950 145 00	182	950 267 00	18
872 437 00	161	872 661 00	102	873 088 00	119	950 146 00	182	950 268 00	13
872 438 00	160	872 664 00	99	873 121 00	5	950 147 00	150	950 268 00	20
872 438 00	161	872 668 00	100	873 122 00	18	950 147 00	151	950 268 00	21
872 450 00	99	872 669 00	100	873 124 00	18	950 147 00	152	950 269 00	13
872 450 00	140	872 670 00	155	873 125 00	16	950 147 00	153	950 269 00	20
872 453 00	99	872 671 00	155	873 125 00	17	950 147 00	190	950 269 00	21
872 455 00	102	872 672 00	155	873 126 00	15	950 148 00	152	950 270 00	17
872 456 00	101	872 683 00	102	873 126 00	16	950 148 00	153	950 270 00	18
872 457 00	101	872 686 00	99	873 141 00	9	950 148 00	179	950 271 00	17
872 458 00	101	872 687 00	102	873 141 00	10	950 148 00	190	950 271 00	18
872 467 00	158	872 688 00	102	873 141 00	11	950 149 00	152	950 272 00	17
872 467 00	159	872 688 00	103	873 141 00	12	950 149 00	179	950 272 00	18
872 468 00	158	872 695 00	65	873 148 00	6	950 149 00	190	950 275 00	19
872 468 00	159	872 698 00	68	873 148 00	10	950 150 00	153	950 275 00	21
872 469 00	160	872 710 00	66	873 148 00	12	950 151 00	153	950 276 00	19
872 479 00	140	872 711 00	66	873 160 00	10	950 160 00	153	950 276 00	21
872 479 00	141	872 712 00	65	873 160 00	12	950 161 00	152	950 277 00	184
872 480 00	160	872 713 00	65	873 161 00	15	950 161 00	153	950 278 00	184
872 494 00	102	872 713 00	66	873 162 00	15	950 161 00	155	950 278 00	185
872 497 00	101	872 714 00	68	873 163 00	15	950 162 00	154	950 278 00	190
872 498 00	101	872 730 00	68	873 165 00	16	950 163 00	154	950 280 00	184
872 498 00	102	872 737 00	66	873 166 00	16	950 164 00	188	950 280 00	190
872 499 00	101	872 738 00	65	873 167 00	16	950 165 00	188	950 281 00	179
872 499 00	102	872 747 00	40	873 167 00	17	950 166 00	188	950 283 00	149
872 500 00	39	872 749 00	40	873 168 00	15	950 167 00	188	950 283 00	150
872 501 00	40	872 750 00	67	873 168 00	16	950 168 00	154	950 283 00	151
872 502 00	39	872 750 00	68	873 169 00	15	950 169 00	14	950 283 00	152
872 510 00	39	872 751 00	67	873 169 00	16	950 169 00	15	950 283 00	180
872 511 00	40	872 752 00	67	873 169 00	17	950 180 00	14	950 283 00	181
872 512 00	40	872 758 00	68	873 180 00	16	950 180 00	15	950 283 00	191
872 513 00	39	872 759 00	68	873 208 00	153	950 181 00	14	950 283 00	192
872 514 00	101	872 766 00	40	873 208 00	179	950 181 00	15	950 284 00	149
872 514 00	102	872 766 00	155	874 001 00	147	950 182 00	15	950 284 00	150
872 520 00	158	872 767 00	40	874 002 00	147	950 183 00	14	950 284 00	151
872 521 00	158	872 770 00	68	874 003 00	147	950 183 00	15	950 284 00	152
872 521 00	159	872 771 00	66	874 004 00	147	950 184 00	15	950 284 00	180
872 522 00	159	872 772 00	66	874 010 00	147	950 185 00	154	950 284 00	181
872 524 00	159	872 773 00	68	874 011 00	147	950 186 00	3	950 284 00	191
872 526 00	158	872 774 00	68	880 102 00	74	950 186 00	149	950 286 00	184

Articleindex

Order-No.	Page	Order-No.	Page	Order-No.	Page	Order-No.	Page	Order-No.	Page
950 286 00	185	950 315 00	7	950 641 00	153	950 688 00	191	950 741 00	14
950 286 00	190	950 315 00	8	950 641 00	154	950 688 00	192	950 741 00	155
950 287 00	184	950 315 00	11	950 642 00	179	950 689 00	152	950 741 00	185
950 287 00	185	950 315 00	12	950 642 00	180	950 689 00	180	950 741 00	186
950 288 00	184	950 316 00	7	950 642 00	190	950 689 00	191	950 741 00	187
950 288 00	185	950 316 00	8	950 643 00	180	950 690 00	149	950 742 00	186
950 289 00	185	950 316 00	11	950 643 00	190	950 690 00	178	950 742 00	187
950 290 00	184	950 316 00	12	950 645 00	179	950 690 00	183	950 744 00	193
950 290 00	190	950 316 00	13	950 645 00	180	950 692 00	185	950 744 00	194
950 291 00	180	950 317 00	8	950 645 00	190	950 692 00	186	950 745 00	193
950 291 00	181	950 318 00	15	950 647 00	149	950 692 00	187	950 745 00	194
950 292 00	180	950 319 00	15	950 647 00	150	950 693 00	13	950 746 00	194
950 292 00	181	950 320 00	5	950 647 00	152	950 693 00	155	950 747 00	150
950 293 00	150	950 320 00	6	950 647 00	180	950 693 00	185	950 748 00	150
950 293 00	151	950 320 00	7	950 647 00	191	950 693 00	186	950 748 00	189
950 293 00	189	950 320 00	8	950 648 00	17	950 693 00	187		
950 293 00	190	950 320 00	9	950 648 00	183	950 694 00	185		
950 294 00	185	950 320 00	10	950 648 00	184	950 695 00	185		
950 294 00	190	950 320 00	11	950 648 00	190	950 697 00	178		
950 295 00	185	950 320 00	12	950 649 00	179	950 698 00	151		
950 296 00	5	950 321 00	5	950 649 00	188	950 698 00	152		
950 296 00	6	950 321 00	6	950 650 00	18	950 698 00	181		
950 296 00	7	950 321 00	7	950 650 00	19	950 698 00	183		
950 296 00	8	950 321 00	8	950 651 00	13	950 699 00	5		
950 296 00	9	950 321 00	9	950 651 00	20	950 701 00	5		
950 296 00	10	950 321 00	10	950 652 00	152	950 702 00	5		
950 297 00	5	950 321 00	11	950 652 00	180	950 702 00	155		
950 297 00	6	950 321 00	12	950 652 00	191	950 702 00	185		
950 297 00	7	950 322 00	15	950 652 00	192	950 702 00	186		
950 297 00	8	950 323 00	149	950 653 00	180	950 702 00	187		
950 297 00	9	950 324 00	140	950 653 00	191	950 703 00	5		
950 297 00	10	950 324 00	191	950 654 00	13	950 703 00	10		
950 298 00	7	950 325 00	140	950 654 00	14	950 703 00	12		
950 298 00	8	950 325 00	191	950 654 00	185	950 703 00	13		
950 298 00	9	950 330 00	140	950 654 00	186	950 703 00	14		
950 298 00	10	950 330 00	191	950 656 00	13	950 703 00	155		
950 298 00	11	950 331 00	140	950 656 00	14	950 703 00	185		
950 298 00	12	950 331 00	191	950 658 00	13	950 703 00	186		
950 299 00	5	950 332 00	154	950 658 00	14	950 703 00	187		
950 299 00	7	950 333 00	154	950 658 00	185	950 704 00	13		
950 299 00	9	950 334 00	154	950 658 00	186	950 704 00	14		
950 299 00	10	950 335 00	188	950 659 00	192	950 704 00	155		
950 299 00	11	950 336 00	188	950 659 00	193	950 704 00	185		
950 299 00	12	950 337 00	188	950 660 00	19	950 704 00	186		
950 300 00	5	950 600 00	17	950 661 00	13	950 705 00	180		
950 300 00	6	950 600 00	183	950 661 00	20	950 705 00	181		
950 300 00	7	950 601 00	17	950 663 00	3	950 705 00	191		
950 301 00	149	950 601 00	179	950 665 00	13	950 706 00	180		
950 301 00	189	950 601 00	188	950 665 00	20	950 706 00	181		
950 305 00	5	950 603 00	179	950 666 00	19	950 706 00	182		
950 305 00	6	950 603 00	188	950 666 00	20	950 707 00	151		
950 305 00	7	950 604 00	178	950 666 00	21	950 707 00	152		
950 305 00	8	950 604 00	180	950 668 00	192	950 707 00	153		
950 305 00	9	950 604 00	182	950 668 00	193	950 707 00	154		
950 305 00	10	950 605 00	180	950 669 00	192	950 707 00	178		
950 305 00	11	950 605 00	182	950 669 00	193	950 707 00	181		
950 305 00	12	950 606 00	182	950 670 00	192	950 707 00	183		
950 306 00	5	950 607 00	17	950 670 00	193	950 710 00	151		
950 306 00	6	950 609 00	17	950 671 00	152	950 710 00	189		
950 306 00	7	950 609 00	184	950 671 00	181	950 710 00	190		
950 306 00	8	950 611 00	17	950 672 00	193	950 711 00	151		
950 306 00	9	950 612 00	17	950 673 00	193	950 712 00	193		
950 306 00	10	950 612 00	18	950 674 00	57	950 712 00	194		
950 306 00	11	950 613 00	17	950 674 00	149	950 713 00	193		
950 306 00	12	950 614 00	18	950 674 00	190	950 713 00	194		
950 307 00	5	950 615 00	18	950 675 00	57	950 714 00	193		
950 307 00	7	950 616 00	18	950 675 00	149	950 714 00	194		
950 307 00	8	950 617 00	13	950 675 00	191	950 715 00	194		
950 307 00	9	950 617 00	20	950 676 00	57	950 716 00	194		
950 307 00	11	950 618 00	13	950 676 00	149	950 716 00	153		
950 308 00	5	950 618 00	20	950 676 00	191	950 718 00	154		
950 308 00	6	950 619 00	13	950 677 00	14	950 718 00	155		
950 308 00	7	950 619 00	20	950 678 00	151	950 719 00	154		
950 308 00	9	950 619 00	21	950 678 00	152	950 721 00	183		
950 308 00	11	950 621 00	183	950 678 00	178	950 722 00	150		
950 308 00	12	950 623 00	18	950 678 00	181	950 722 00	151		
950 309 00	5	950 624 00	179	950 678 00	183	950 722 00	190		
950 309 00	6	950 626 00	19	950 679 00	178	950 723 00	150		
950 309 00	7	950 629 00	19	950 679 00	181	950 723 00	151		
950 309 00	8	950 631 00	153	950 680 00	192	950 723 00	190		
950 309 00	9	950 631 00	154	950 681 00	13	950 725 00	183		
950 309 00	11	950 632 00	183	950 681 00	14	950 726 00	149		
950 309 00	12	950 632 00	184	950 681 00	185	950 726 00	151		
950 310 00	5	950 633 00	3	950 681 00	186	950 726 00	152		
950 310 00	155	950 634 00	17	950 681 00	187	950 726 00	154		
950 311 00	5	950 634 00	179	950 682 00	192	950 726 00	178		
950 311 00	6	950 634 00	188	950 683 00	192	950 726 00	181		
950 312 00	5	950 635 00	179	950 684 00	57	950 726 00	183		
950 312 00	6	950 636 00	183	950 684 00	149	950 727 00	152		
950 313 00	6	950 636 00	184	950 684 00	190	950 727 00	178		
950 313 00	7	950 636 00	190	950 685 00	57	950 727 00	181		
950 313 00	8	950 637 00	183	950 685 00	149	950 728 00	181		
950 313 00	9	950 637 00	184	950 685 00	191	950 728 00	183		
950 313 00	10	950 638 00	184	950 686 00	57	950 728 00	183		
950 314 00	5	950 639 00	13	950 686 00	149	950 729 00	154		
950 314 00	6	950 639 00	185	950 686 00	191	950 730 00	150		
950 314 00	7	950 639 00	186	950 687 00	180	950 730 00	189		
950 314 00	8	950 639 00	187	950 688 00	3	950 740 00	149		
950 314 00	9	950 640 00	179	950 688 00	180	950 740 00	178		
950 314 00	10	950 640 00	190	950 688 00	181	950 740 00	181		
						950 741 00	13		

It pays to be a friend



Bert[®]

The relevant regulations must be complied with when old parts are being disposed of. If you have any questions, our sales advisers or (Germany only) PARTSLIFE Recycling System GmbH would be pleased to help you.

PARTSLIFE Recycling System GmbH & Co.KG
Heinrich-Hertz-Str. 9, D-63225 Langen

Phone + 49 (0) 6103 20106-0
Fax + 49 (0) 6103 20106-19

www.partslife.de
info@partslife.de

**Your partner for
OEM quality springs.
Made in Germany**



03.2012 · Right reserved to make technical changes. Errors and omissions excepted.



Find us on Facebook
KRAEMER & FREUND

Kraemer & Freund Handel GmbH
Milsper Straße 214
D-58256 Ennepetal

Phone: +49 (0) 2333 791-4648
Fax: +49 (0) 2333 791-24648

Web: www.kraemer-und-freund.de
E-Mail: info.kf@thyssenkrupp.com